

Warwick Volunteers Annual Survey Report 2016-2017

Members who have volunteered this academic year

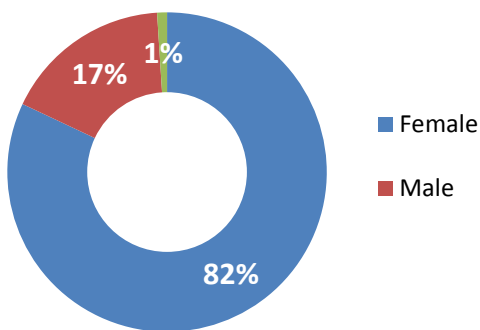
Demographics	2
Initial motivations	3
Marketing.....	4
Training and support provided	5
Impact on volunteers	7
Wellbeing	8
Recognition	9
Employability.....	10
Skills	11
Impact on community	12
Volunteering next year.....	13
Summary and conclusions.....	14

INTRODUCTION

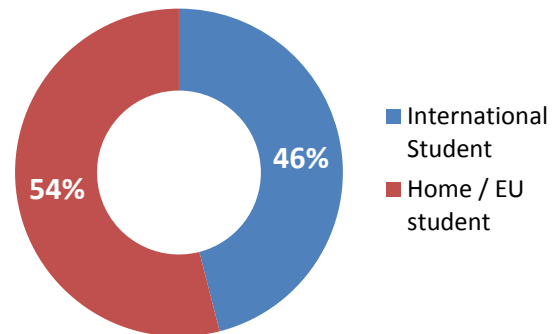
139 respondents completed the questionnaire for WV members who have volunteered this academic year. This is a decrease from 11% compared to last year's survey. 1042 students are currently registered as active on the WV database, providing a response rate of 13 %. Decrease can be explained by the fact that Warwick Volunteers emails have been sent to SPAM, as many of the students later reported. This issue has now been resolved.

DEMOGRAPHICS OF RESPONDENTS

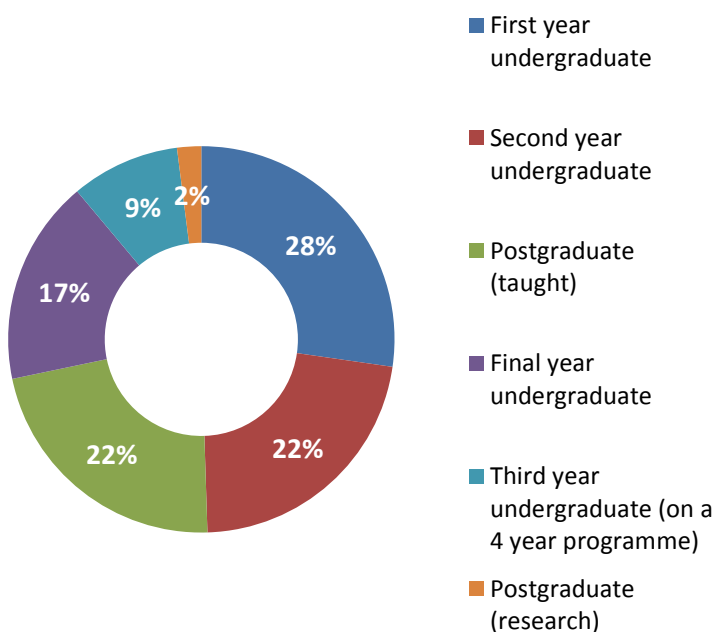
Gender



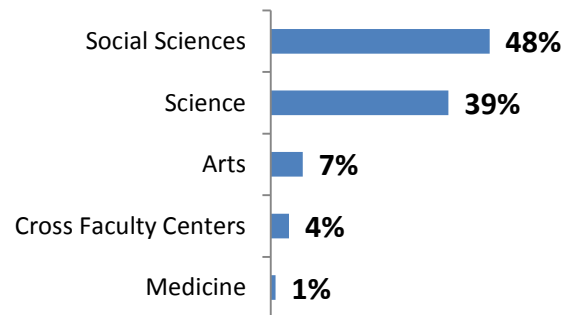
Are you...



Are you currently

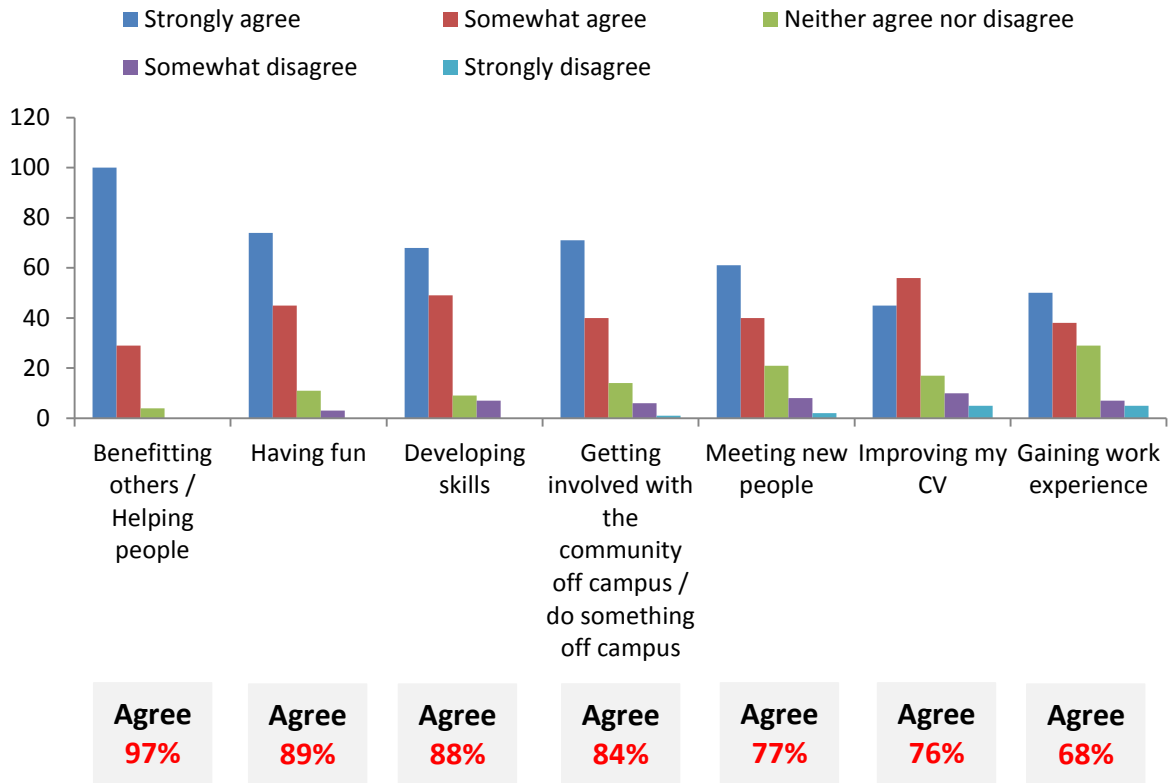


Faculty



INITIAL MOTIVATIONS

Did the following motivate you to volunteers?



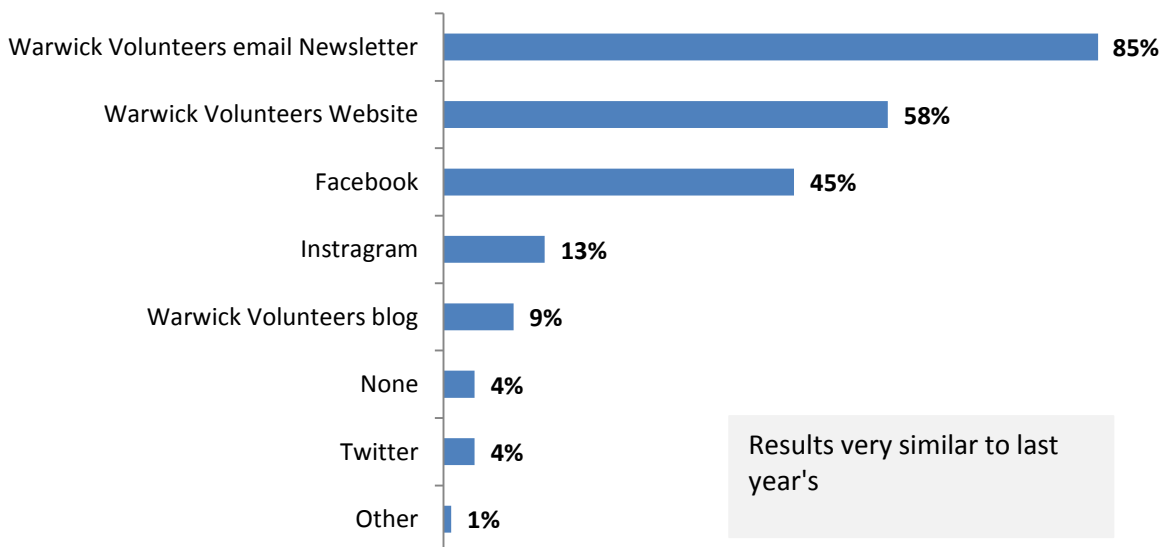
MARKETING

How did you initially find out about WV?



Other responses included Welcome to Warwick week, lectures shout out and through their society

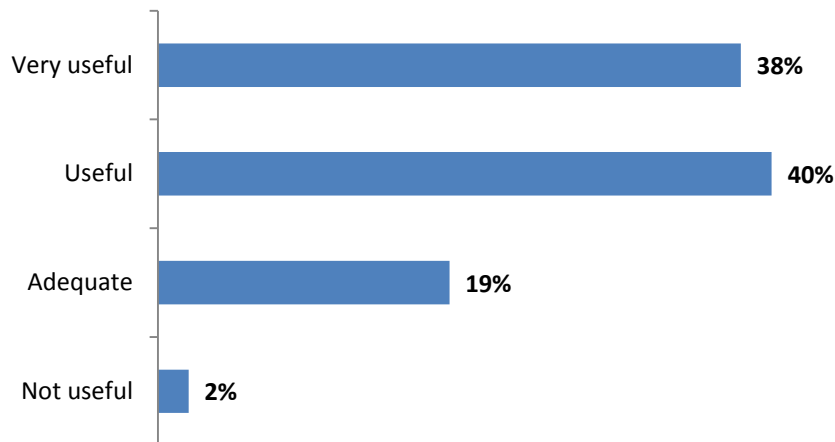
Which of the following have you used this academic year to keep up to date with Warwick Volunteers?



Results very similar to last year's

VOLUNTEER TRAINING AND SUPPORT

How useful was training?



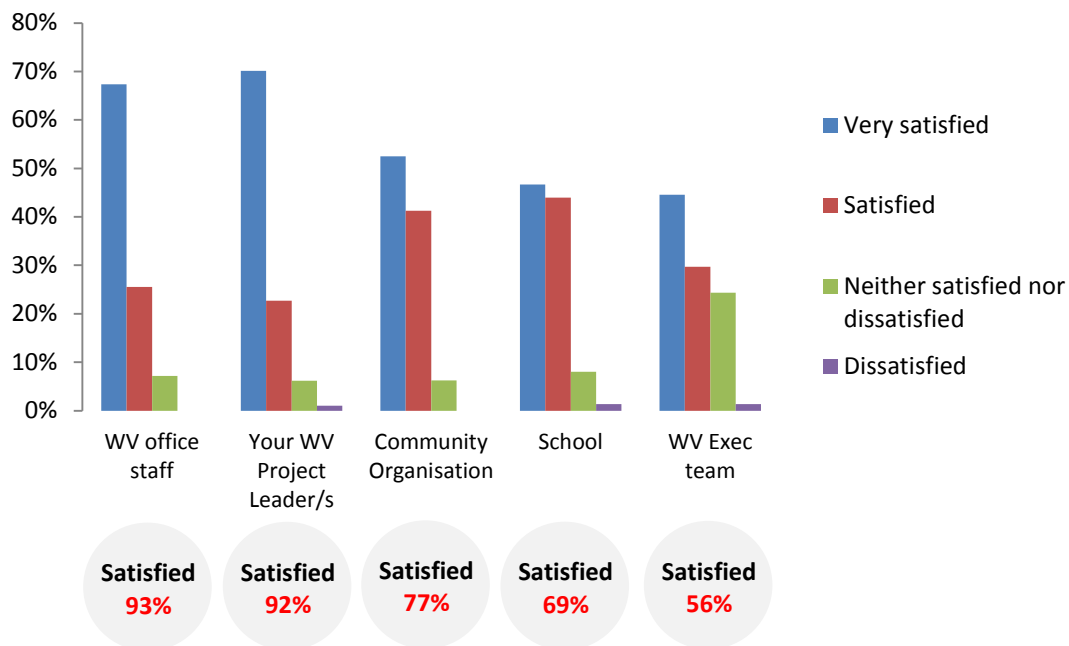
Improvements

Comments included: making training more interactive and including more real life examples and information more relevant to each project, having more sessions available, providing handouts at the end of the training.

Suggestions for additional training included: working with children and mentoring.

Suggestions included delivering a certificate at the end of the training.

Satisfaction with support provided



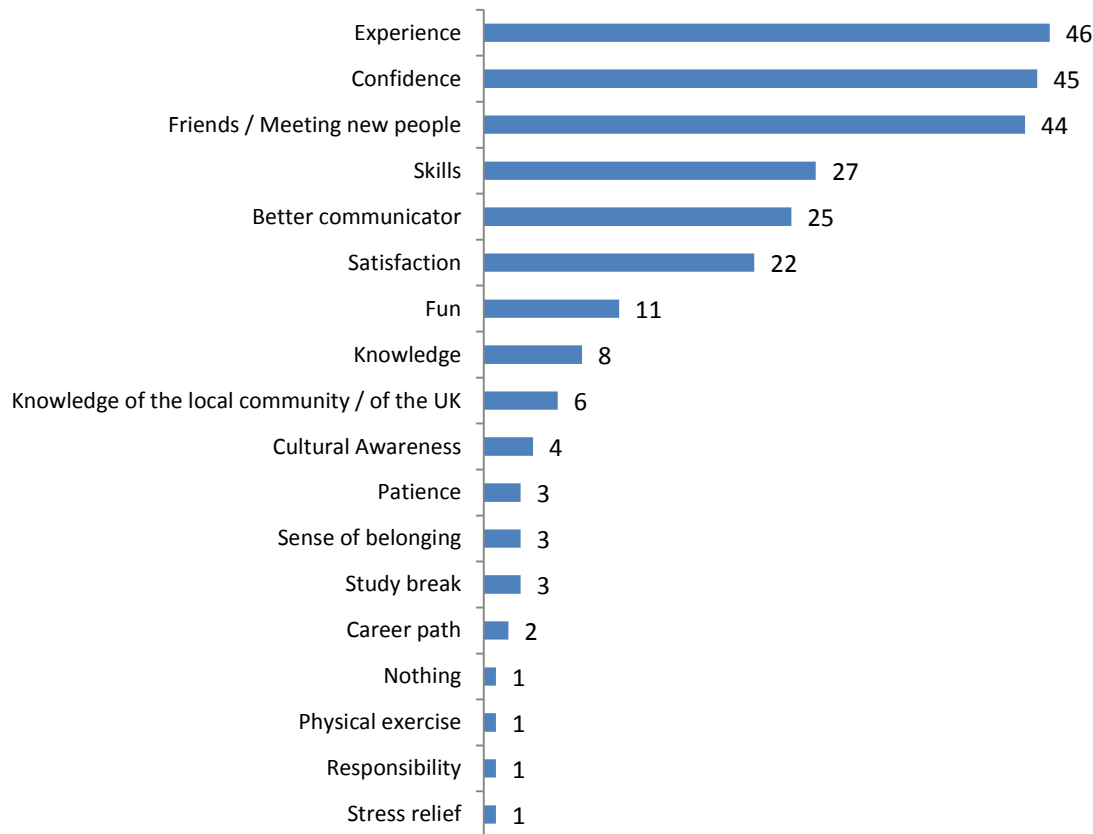
How could the support from any of the above groups be improved?

- Satisfaction with support for Project Leaders has increased, whereas support satisfaction for the other groups is slightly lower compared with last year.
- 5 students reported not knowing the Student Exec team, who they were and what their role is. One person has declared being somewhat dissatisfied with the Project Leader and Exec support, commenting they wish there had been more engagement.
- One person has declared being somewhat dissatisfied with the school regarding communication. This comment has been made by 3 other students.
- There were several comments about making communications more engaging.
- Three students asked for more opportunities, one mentioned having sessions that match PG students' class schedule.

IMPACT ON VOLUNTEERS

What have you gained from volunteering?

Free text responses were sorted in the categories below



“Experience in teaching for a PGCE application, and generally a really positive experience.”

“I gained a lot of confidence, improved my communication skills, I learned many things about disabilities and how to understand and interpret the different behaviours.”

“Meet new people during volunteering, feeling better and happy because I did something good.”

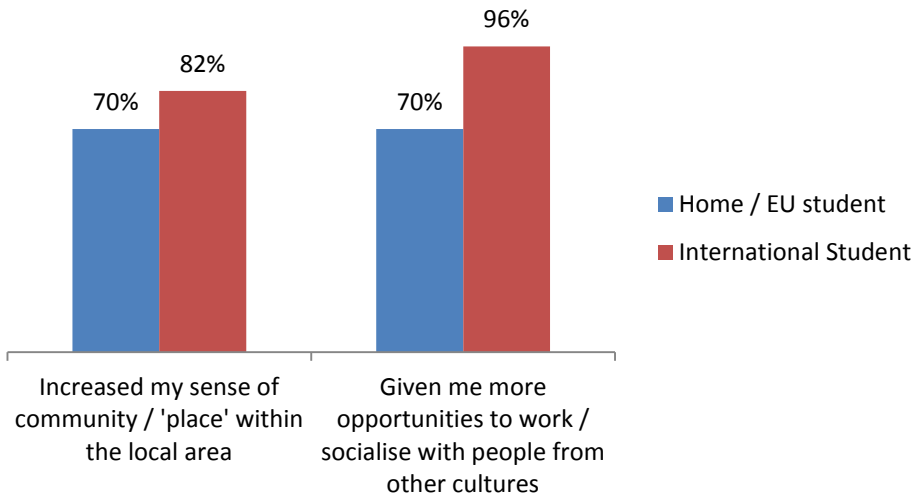
“Mingling with the older community, learning how to be a team, experiencing new things that I don't have the chance to in my home country”

“Volunteering has transformed my university experience. The friendships, skills and joy I have received have made it easier to study and my time at Warwick so much more enjoyable.”

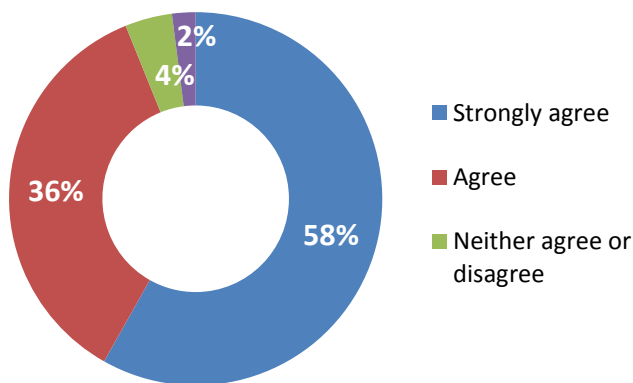
WELLBEING

Do you feel that volunteering through Warwick Volunteers has:

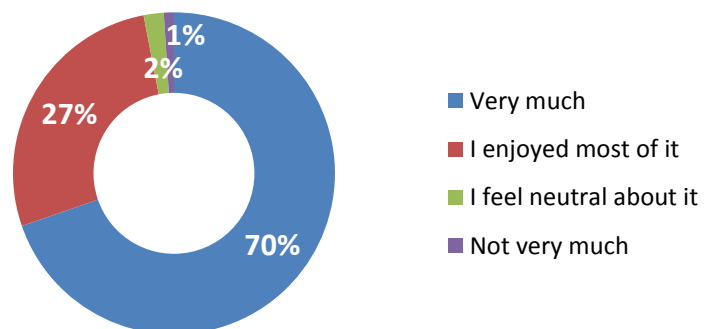
% of students who agree/strongly agree with these statements



Made me feel happier

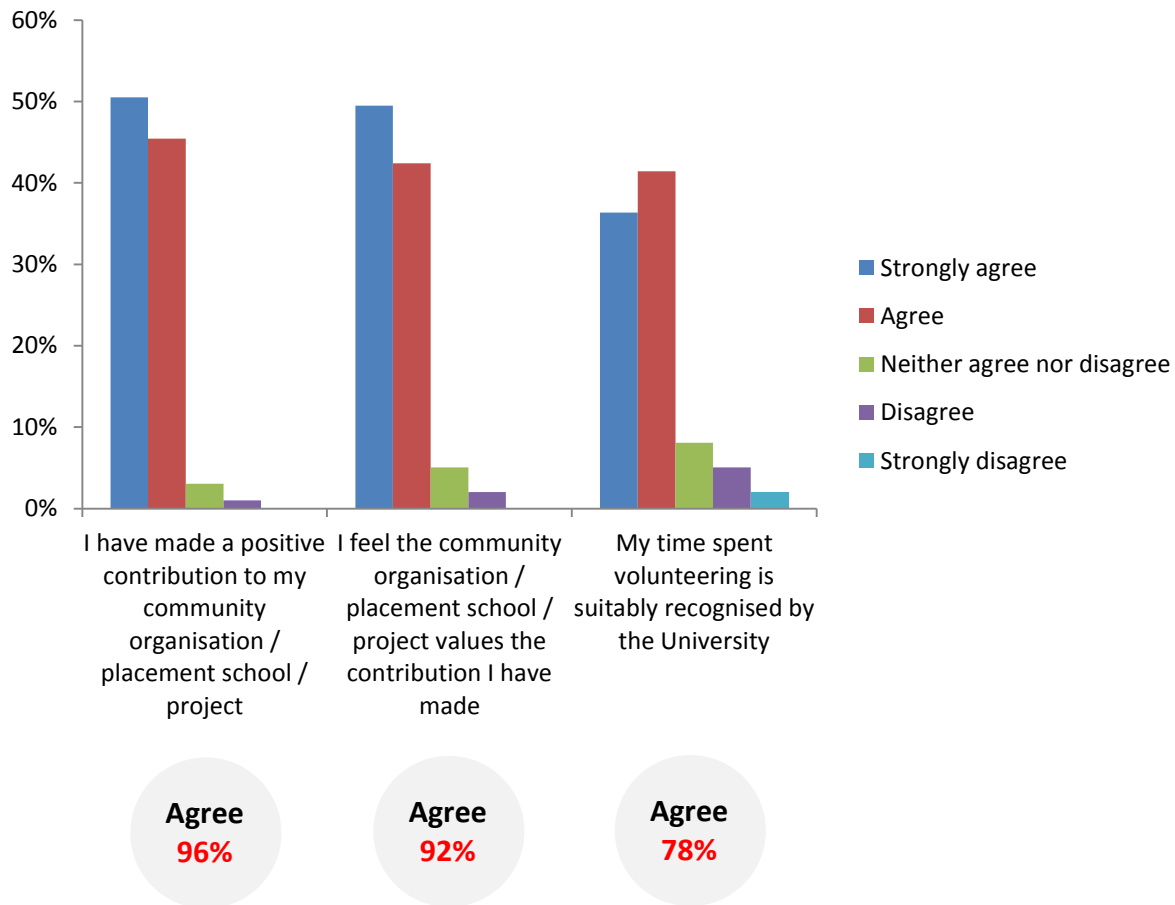


How much did you enjoyed your placement?



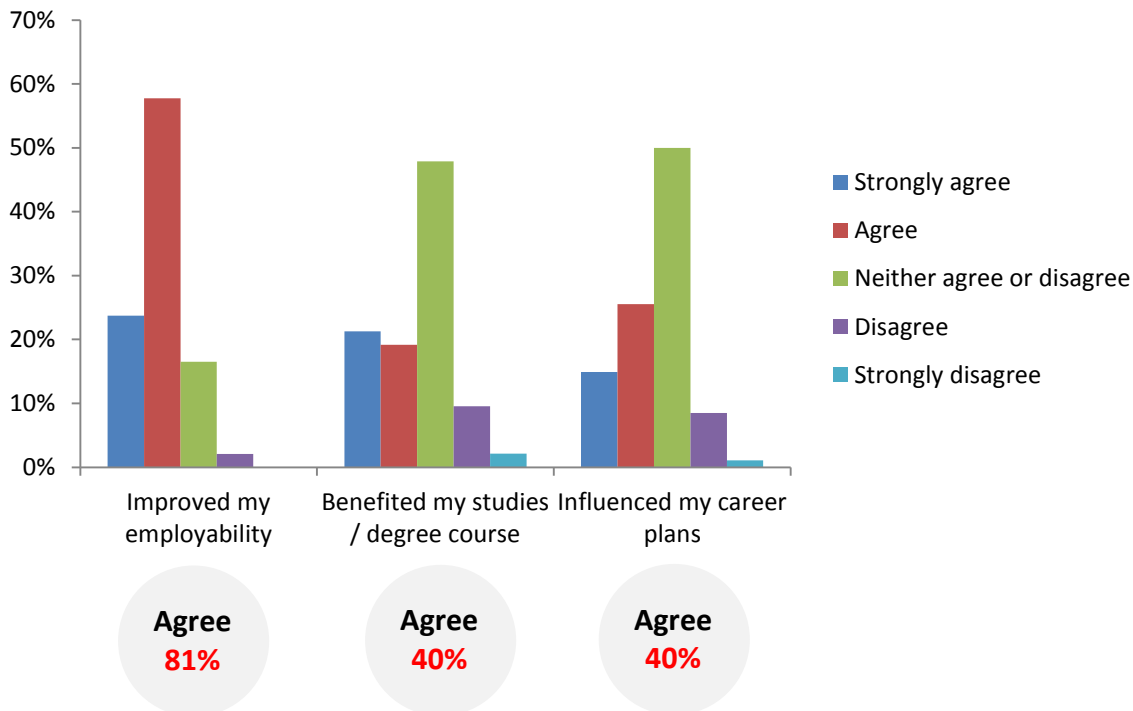
RECOGNITION

Do you feel that volunteering through Warwick Volunteers has:



EMPLOYABILITY

Do you feel that volunteering through Warwick Volunteers has:



Quotes from volunteers

“Found my passion whilst volunteering, decided to look for careers in the charity sector!”

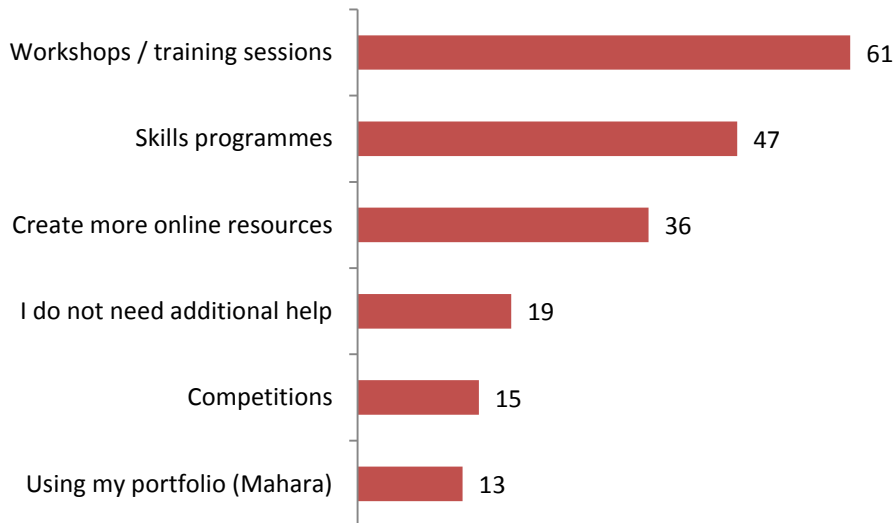
“Experience in teaching for a PGCE application, and generally a really positive experience.”

“Gained a lot more confidence and experience in a school setting, as well as other skills, such as time keeping, organisation and leadership.”

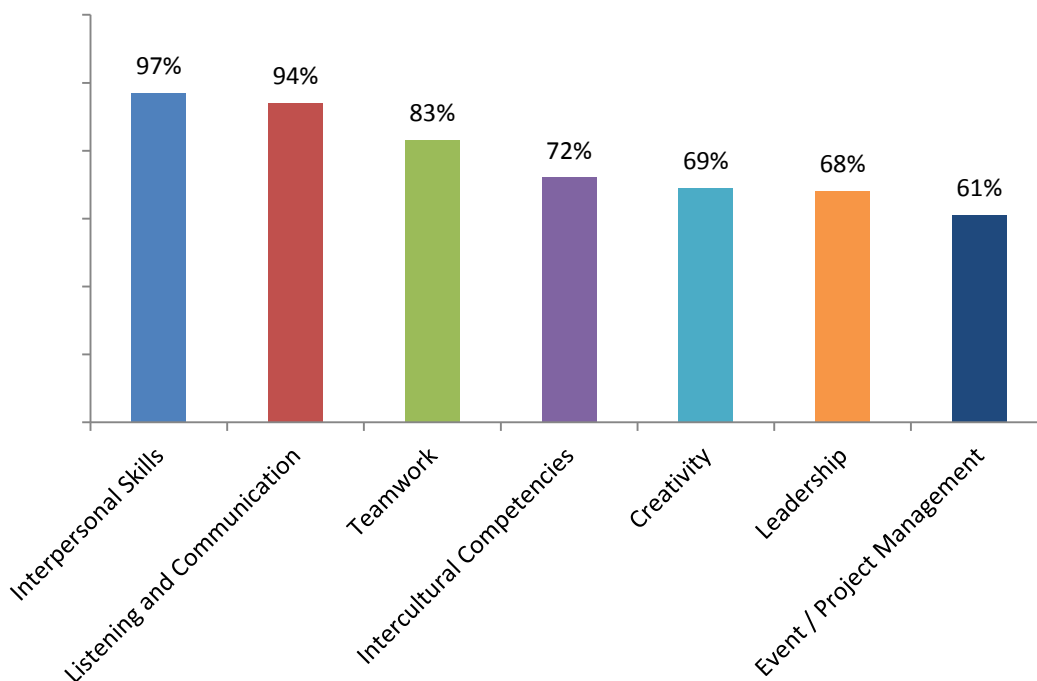
“More experience with refugees, confidence to undertake public speaking”

SKILLS

How can we help you to reflect on and develop your skills and experiences gained from volunteering:



Percentage of respondents who said that volunteering helped increase or greatly increase their skills in the following areas:



Others included: time management, organisation, dealing with change

What difference do you think volunteering has made to others?

Free text responses were sorted into the following categories. Over 99 responses, 93 respondents were able to articulate one or more difference their volunteering has made.



Impact on the community

27 respondents felt their volunteering had made someone happy, enjoy themselves or have fun.

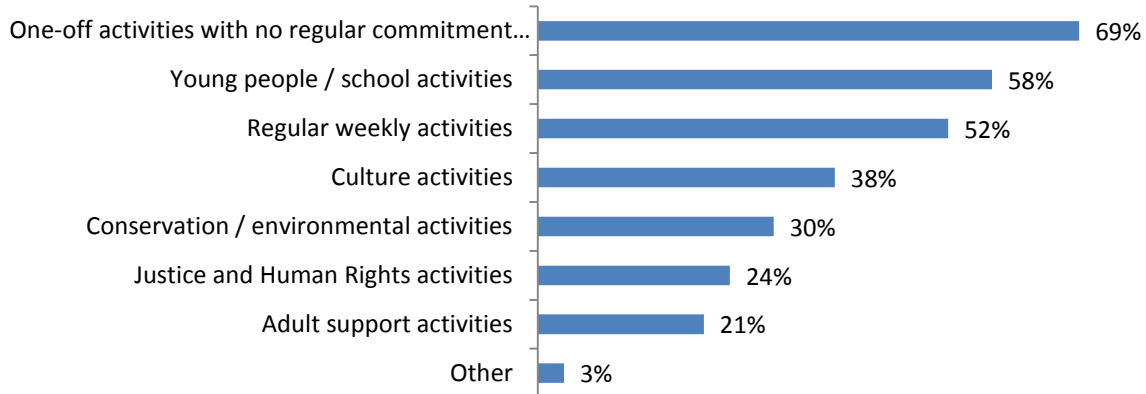
Children

- 27 respondents noted that their contribution and impact on young people.
- Many commented that they have helped improved children's skills, including reading, numeracy, IT, as well as confidence.
- 4 students said they have increased awareness about a subject e.g. science, politics, law
- 4 students said they helped raise awareness of different cultures

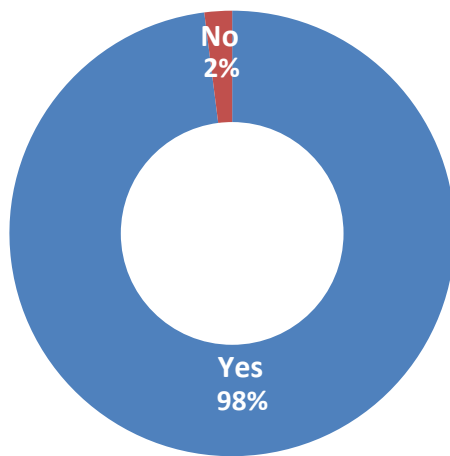
Community

- 5 students believe they have helped reduce isolation among older people and homeless people.
- 5 students felt they helped support the organisation's core activity.
- 2 students mentioned having helped make the community safer.
- 6 students felt they helped recruiting volunteers (bringing a friend) or supported fellow volunteers in their activities.

What type of volunteering opportunity would be most attractive to you next year?



Do you plan to continue volunteering with WV next academic year?



100% of respondents said they would recommend volunteering through Warwick Volunteers to others at the University.

Conclusion and summary

- 1** The overall answers to the survey are similar to previous years.
- 2** Maintain the Volunteering Fair as a high-profile recruitment tool.
- 3** Continue investing time in the newsletter and social media as they are student's favoured communication tools.
- 4** Satisfaction with the support provided has decreased compared to last year, mostly with Community Partners and Schools. However, students' satisfaction with their placement is higher.
- 5** Ensure that communications are engaging. A new event is being set up in Term 1 to engage with students who missed the fair or want to start getting involved.
- 6** Continue working with the Exec to raise their profile and role with volunteers. Encourage communications from them to the volunteers and engaging activities.
- 7** Continue to run one-off volunteering activities throughout the year, ensuring a variety of projects and schedules.
- 8** Volunteering with children and young adults is still a favourite among students.
- 9** Gains from volunteering are very similar: experience, wellbeing and giving to the community.
- 10** Continue promoting the skills and experience page on the Warwick Volunteers website, and encourage volunteers to liaise and use the services and workshop provided by Student Careers and Skills.
- 11** Share training feedback with training providers and suggest more interactive activities, handouts to help summarise learning points and practical examples.
- 12** Increase awareness about trainings open to all.
- 13** Most of the respondents are satisfied with the way their volunteering is recognised.
- 14** Continue promoting volunteering opportunities for each term and during academic breaks.