

QR31 English & French

Modules from the English Department:

Lectures for all our first-year modules start in week 1 and the first lectures will be made available on the module webpages to help with your choice:

Core module:

- EN122 (30CATS) [Modes of Reading](#)

You must choose one of these Optional Cores:

- EN101 (30CATS) [Epic into Novel](#)
- EN121 (30CATS) [Medieval to Renaissance English Literature](#)
- EN123 (30CATS) [Modern World Literatures](#)

There is a Meet and Greet for seminar groups in week 1, but don't worry if you miss that, **seminars officially start in week 2**, so you need to select a seminar group as follows via Tabula:

- **Core module** – you will already be registered for *Modes of Reading*, so you just need to select a seminar via Tabula – if do not do this by Friday of week 1, we will allocate one for you.
- **Optional Core modules** – you need to decide which module to take – if you are still undecided, you can watch the lectures for the optional cores in week 1. You will then need to register by Thursday of week 1, the system then updates overnight and you can then sign up for a seminar on Tabula – You must do this by Friday of week 1 at the very latest – if it is not done and you leave this until week 2, then there may not be spaces on your first choice of module.

Once you have registered for all modules and selected seminars as per the attached note, double-check your timetable carefully for any issues/clashes. Please note that you can swap groups if required to accommodate a class from another department. However, you must do this by the end of week 1.

If you have any queries, please contact UGEnglish@warwick.ac.uk or you can call us on Teams, or see us in person if safe to do so - see [HERE](#) for up to date contact details and times, or see your home department.

Don't forget to come to the English Joint Honours Induction Session:

Wednesday 29th September

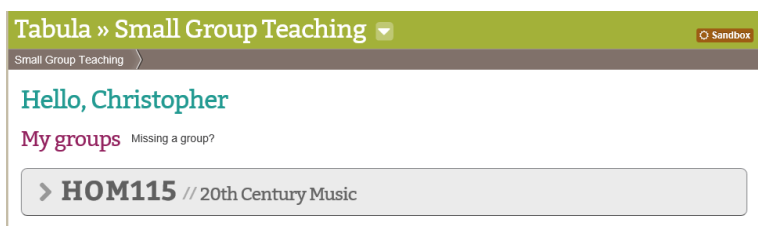
2:00pm – 3:30pm - ONLINE

How do I select a Seminar Group?

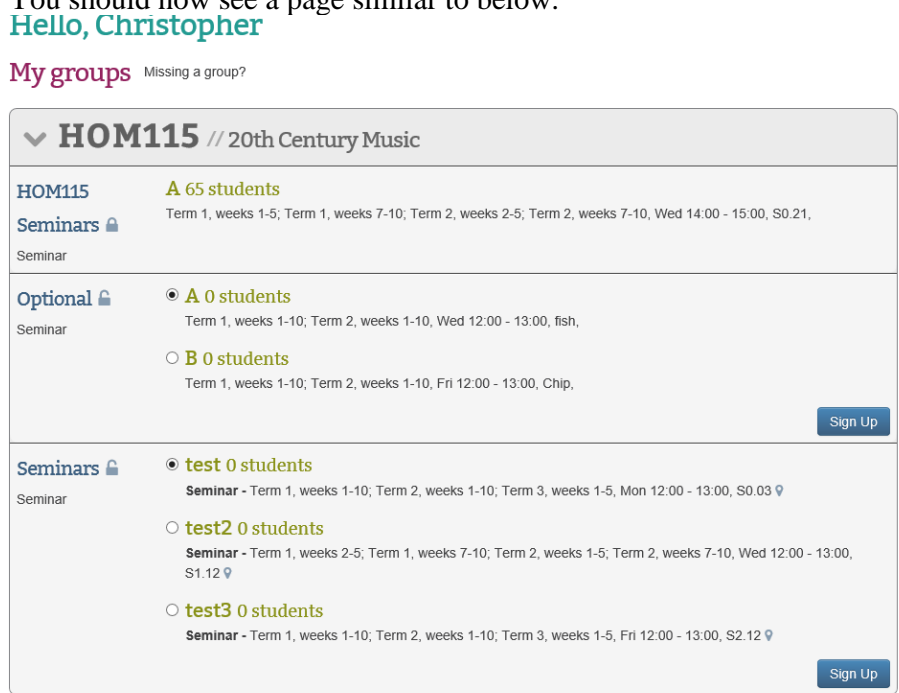
PLEASE ENSURE YOU REGISTER FOR MODULES VIA THE MODULE REGISTRATION SYSTEM

To select your Seminar Groups you will need to:

1. Go to Tabula <http://tabula.warwick.ac.uk>
2. Log in
3. Click on Small Group Teaching on the front menu page
4. You should now see a list of all your Modules that have available seminar groups to sign up for. Click on the > sign to expand a module so you can see what Groups are available.



5. You should now see a page similar to below.



▼ HOM115 // 20th Century Music

HOM115 **A 65 students**
Seminars **🔒** Term 1, weeks 1-5; Term 1, weeks 7-10; Term 2, weeks 2-5; Term 2, weeks 7-10, Wed 14:00 - 15:00, S0.21, Seminar

Optional **🔒** **A 0 students**
Seminar Term 1, weeks 1-10; Term 2, weeks 1-10, Wed 12:00 - 13:00, fish,
B 0 students
Seminar Term 1, weeks 1-10; Term 2, weeks 1-10, Fri 12:00 - 13:00, Chip, **Sign Up**

Seminars **🔒** **test 0 students**
Seminar Seminar - Term 1, weeks 1-10; Term 2, weeks 1-10; Term 3, weeks 1-5, Mon 12:00 - 13:00, S0.03 **▼**
test2 0 students
Seminar Seminar - Term 1, weeks 2-5; Term 1, weeks 7-10; Term 2, weeks 1-5; Term 2, weeks 7-10, Wed 12:00 - 13:00, S1.12 **▼**
test3 0 students
Seminar Seminar - Term 1, weeks 1-10; Term 2, weeks 1-10; Term 3, weeks 1-5, Fri 12:00 - 13:00, S2.12 **▼** **Sign Up**

6. For each event you have a choice of groups for you should:
 - Check the details of the event listed (it lists Term, Weeks, Day, Time and room beneath each group)
 - Tick the radio button for the group you want to be in
 - Click on the Sign Up button

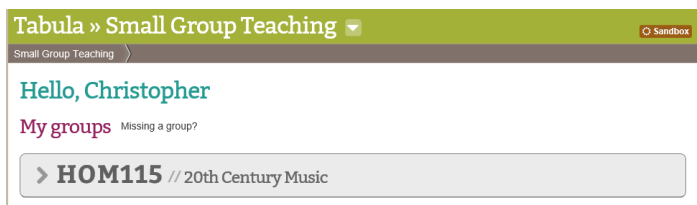
Please note you must do this for each module and event that you need to register for.

Please note that groups will have set sizes and once a group is full it will not be possible to register for it.

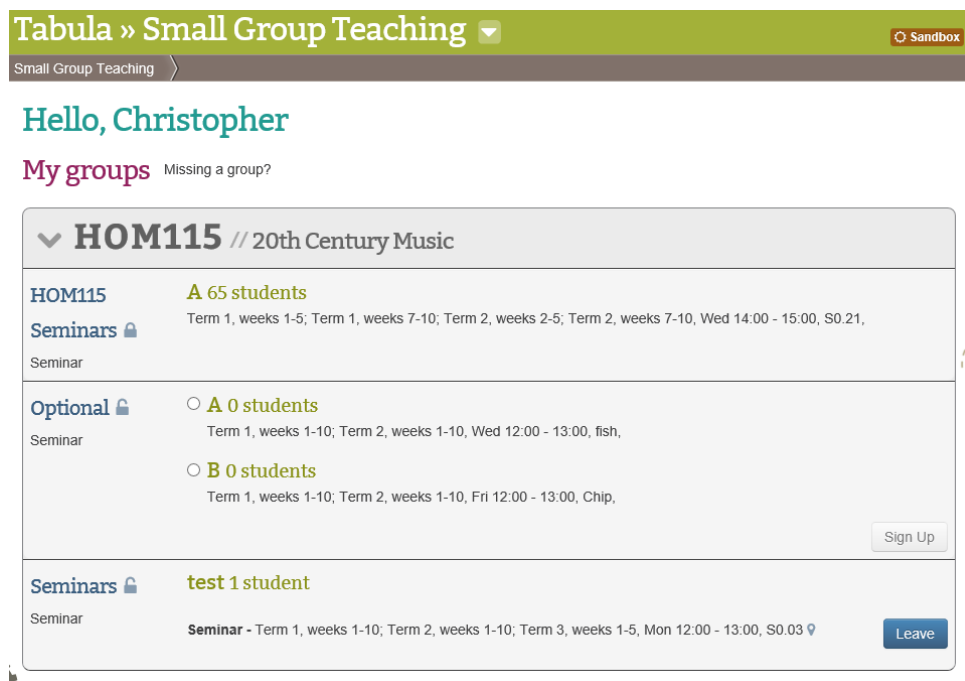
Can I change groups?

To select your Seminar Groups you will need to:

1. Go to Tabula <http://tabula.warwick.ac.uk>
2. Log in
3. Click on Small Group Teaching on the front menu page
4. You should now see a list of all your Modules that have available seminar groups to sign up for. Click on the > sign to expand a module so you can see what Groups are available.



5. You should now see a page similar to below.



6. As you can see that the Sign Up button has changed to a Leave button
7. If you wish to change groups you must first leave the one you are registered for by clicking the Leave button
8. You will then be able to select a new Seminar group from a list of the available groups which still have space available by following the Selecting a Seminar Group instructions.

Please note that groups will have set sizes and once a group is full it will not be possible to register for it.