

QW34 English & Theatre Studies Degree

You will take **FOUR** modules in your first year:

These **Core** modules:

- EN107 (30CATS) [British Theatre Since 1939](#)
- EN121 (30CATS) [Medieval to Renaissance English Literature](#)
- TH114 (30CATS) Theatre & Performance in Context – see Theatre department pages.

Plus one of these **Optional Cores**:

- EN101 (30CATS) [Epic into Novel](#)
- EN122 (30CATS) [Modes of Reading](#)
- TH115 (30CATS) From Text to Performance – see Theatre department pages.
- TH113 (30CATS) Contemporary Creative Practices – see Theatre department pages.
- Alternatively, an alternative Language option from [the Language Centre](#) or in the [School for Modern Languages](#)

Additional compulsory module:

- [Academic Enrichment Programme](#)

Lectures for all of the English core modules start in week 1 – in 2021/22 the first lectures for all of these will be made available via the module webpages for you to watch before your seminars. In week 1 these will all be available by the end of day Monday.

Seminars for EN101 British Theatre start properly in week 1 and require preparation, but the week 1 sessions for the other English cores (EN101, EN121, EN122) are an Introductory meet and greet, so no prep needed. You need to select a seminar via Tabula as follows:

- **Core modules** – you will already be registered for these modules, so you just need to select seminars via Tabula – if do not do this by Friday of week 1, we will allocate one for you.
- **Optional Core module** – If you want to choose *Epic* or *Modes*, you can watch the first lectures on the module webpage to help you decide which to take. If you want to choose a Theatre module, your course convenor will have been in touch about those sign-up procedures. If a language module, it is your responsibility to liaise with the other department to sign up for this module and arrange to be allocated to the required classes.
- **You will also participate in the [Academic Enrichment Programme](#)** – select a session to sign up to that does not clash with anything else you have. If you do not do this by Friday of week 1, we will allocate one for you. Please note that Academic Enrichment seminars start in week 2, but you are invited to attend the related online “Hidden Curriculum” talks in week 1 (links will be emailed)

Once you have registered for all modules and selected seminars as per the attached note, double-check your timetable carefully for any issues/clashes. Please note that you

can swap groups if required to accommodate a class from another department.
However, you must do this by the end of week 1.

If you have any queries, please contact UGEnglish@warwick.ac.uk or you can call us on Teams, or see us in person if safe to do so - see [HERE](#) for up to date contact details and times.

Any queries regarding Theatre can go to SCAPVCenquiries@warwick.ac.uk

Plus, do not forget to attend the Welcome Week induction meetings and events:

Tuesday 28th September

10:00 – 12:00 Induction 1 – online

Wednesday 29th September

9:30 – 11:00 – Induction 2 – online

12.00 – 13.00 – Induction about English and Theatre degree - online

16:00 - All ECLS students - Welcome Social with staff – [register here](#)

Thursday 30th September

9:30 – 11:00 – Induction 3 – online

12.30 - 1.30pm - Meet Your Mentor (QW34) face to face at Warwick Arts Centre

Arts Faculty Student Pre-Arrival Module

Please also be aware of the Arts Faculty Student Pre-Arrival Moodle Module! This module can be accessed via this link:<http://warwick.ac.uk/artsfacultystudentinduction>

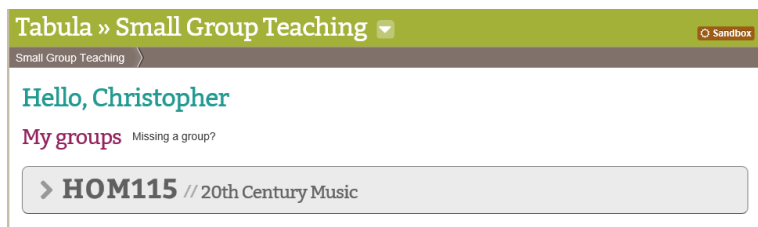
If any of you seem to be finding it difficult to settle in, adjust to University life or familiarise yourselves with academic structures, processes and terminology it might be worth accessing this resource. The resource contains useful information about assessment, wellbeing, personal tutoring, the library and various extra curricula activities and will be available to you throughout your first year

How do I select a Seminar Group?

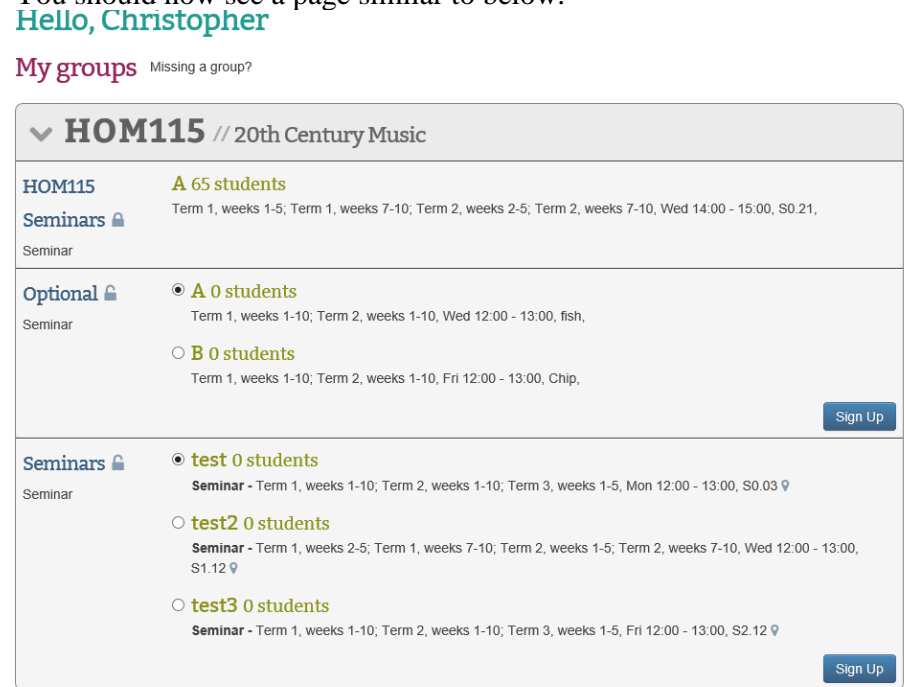
PLEASE ENSURE YOU REGISTER FOR MODULES VIA THE MODULE REGISTRATION

To select your Seminar Groups you will need to:

1. Go to Tabula <http://tabula.warwick.ac.uk>
2. Log in
3. Click on Small Group Teaching on the front menu page
4. You should now see a list of all your Modules that have available seminar groups to sign up for. Click on the > sign to expand a module so you can see what Groups are available.



5. You should now see a page similar to below.



▼ **HOM115** // 20th Century Music

HOM115 **A 65 students**
Term 1, weeks 1-5; Term 1, weeks 7-10; Term 2, weeks 2-5; Term 2, weeks 7-10, Wed 14:00 - 15:00, S0.21,
Seminar

Optional **A 0 students**
Term 1, weeks 1-10; Term 2, weeks 1-10, Wed 12:00 - 13:00, fish,
B 0 students
Term 1, weeks 1-10; Term 2, weeks 1-10, Fri 12:00 - 13:00, Chip,
Sign Up

Seminars **test 0 students**
Seminar - Term 1, weeks 1-10; Term 2, weeks 1-10; Term 3, weeks 1-5, Mon 12:00 - 13:00, S0.03
test2 0 students
Seminar - Term 1, weeks 2-5; Term 1, weeks 7-10; Term 2, weeks 1-5; Term 2, weeks 7-10, Wed 12:00 - 13:00, S1.12
test3 0 students
Seminar - Term 1, weeks 1-10; Term 2, weeks 1-10; Term 3, weeks 1-5, Fri 12:00 - 13:00, S2.12
Sign Up

6. For each event you have a choice of groups for you should:
 - Check the details of the event listed (it lists Term, Weeks, Day, Time and room beneath each group)
 - Tick the radio button for the group you want to be in

- Click on the Sign Up button

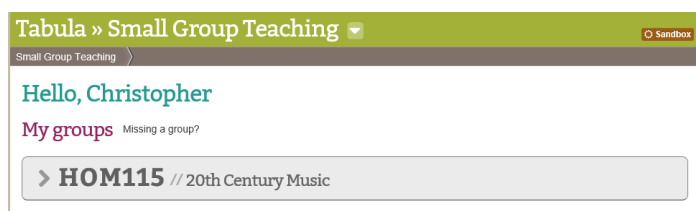
Please note you must do this for each module and event that you need to register for.

Please note that groups will have set sizes and once a group is full it will not be possible to register for it.

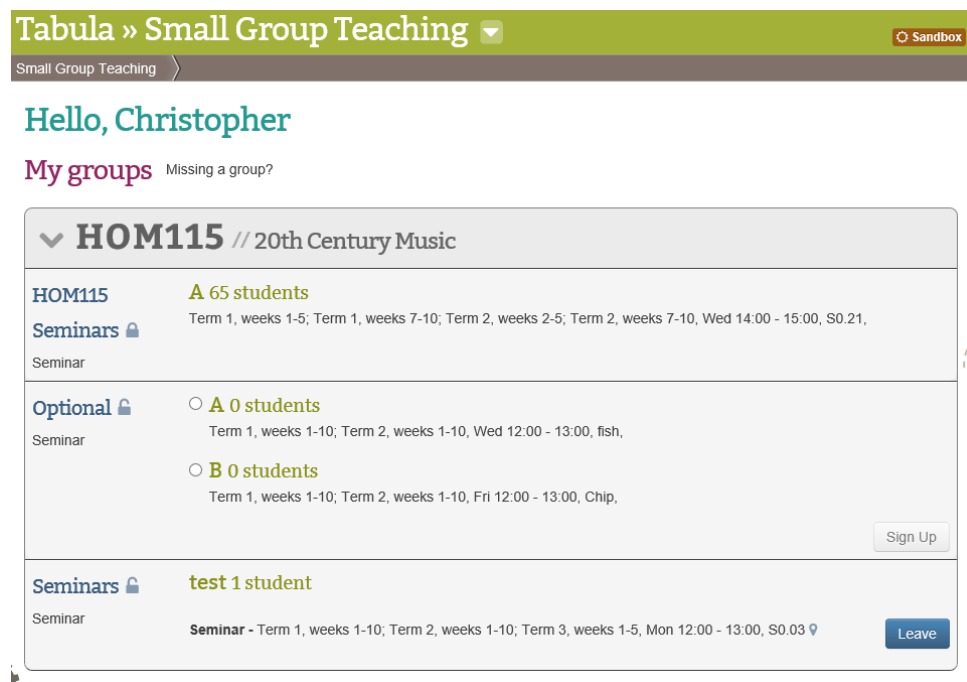
Can I change groups?

To select your Seminar Groups you will need to:

1. Go to Tabula <http://tabula.warwick.ac.uk>
2. Log in
3. Click on Small Group Teaching on the front menu page
4. You should now see a list of all your Modules that have available seminar groups to sign up for. Click on the > sign to expand a module so you can see what Groups are available.



5. You should now see a page similar to below.



6. As you can see that the Sign Up button has changed to a Leave button
7. If you wish to change groups you must first leave the one you are registered for by clicking the Leave button
8. You will then be able to select a new Seminar group from a list of the available groups which still have space available by following the Selecting a Seminar Group instructions.

Please note that groups will have set sizes and once a group is full it will not be possible to register for it.