

# Q300 English Literature Degree

## You will take all of these Core modules:

- EN101 (30 CATS) [Epic into Novel](#)
- EN121 (30 CATS) [Medieval to Early Modern Literature](#)
- EN122 (30 CATS) [Modes of Reading](#)

## Optional:

- Either the optional core EN123 (30 CATS) [Modern World Literatures](#)
- Or an alternative Language option from [the Language Centre](#) or in the [School for Modern Languages](#) – this will be your responsibility to liaise with the other department to sign up for this module and arrange to be allocated to the required classes.

## Additional compulsory module:

- [Academic Enrichment Programme](#)

**Lectures** for all of the core modules start in week 1 – in 2021/22 the first lectures for all of these will be made available on the module webpages for you to watch before your seminars. In week 1 these will all be available by the end of day Monday.

**Seminars** start in week 1 (but the first session is an Introductory meet and greet, no prep needed), so you need to select a seminar via Tabula as follows:

- **Core modules** – you will already be registered for these modules, so you just need to select seminars via Tabula – if you do not do this by Friday of week 1, we will allocate one for you.
- **Optional Core module** – you need to decide which optional module to take – if you are still undecided, you can watch the Modern World Literatures lecture in week 1. You will then need to register by Thursday of week 1, either for this module to the alternative language module. The system then updates overnight and you can then sign up for a seminar on Tabula – **You must do this by Friday of week 1 at the very latest** – if it is not done then there may not be spaces on the English module.
- **Academic Enrichment** – sign-up to a session with any AE tutor that does not clash with anything else you have. If do not do this by Friday of week 1, we will allocate one for you. Please note, there is no timetabled Academic Enrichment session in week 1, rather you may attend the optional “Hidden Curriculum” talks that week, which we will email links to.

**Once you have registered for all modules and selected seminars as per the attached note, double-check your timetable carefully for any issues/clashes. Please note that you can swap groups if required to accommodate a class from another department. However, you must do this by the end of week 1.**

If you have any queries, please contact [UGEnglish@warwick.ac.uk](mailto:UGEnglish@warwick.ac.uk) or you can call us on Teams, or see us in person if safe to do so - see [HERE](#) for up to date contact details and times.

**Plus, do not forget to attend the Welcome Week induction meetings and events:**

**Tuesday 28<sup>th</sup> September**

10:00 – 12:00 Induction 1 – online

**Wednesday 29<sup>th</sup> September**

9:30 – 11:00 – Induction 2 – online

16:00 - All ECLS students - Welcome Social with staff – [register here](#)

**Thursday 30<sup>th</sup> September**

9:30 – 11:00 – Induction 3 – online

17.00 – 18.00 – Induction for Visiting International Students only

**Arts Faculty Student Pre-Arrival Module**

Please also be aware of the Arts Faculty Student Pre-Arrival Moodle Module! This module can be accessed via this link: <http://warwick.ac.uk/artsfacultystudentinduction>

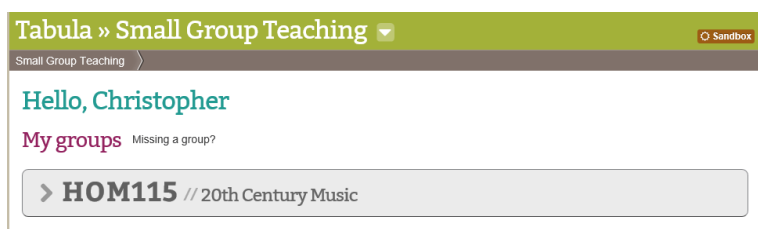
If any of you seem to be finding it difficult to settle in, adjust to University life or familiarise yourselves with academic structures, processes and terminology it might be worth accessing this resource. The resource contains useful information about assessment, wellbeing, personal tutoring, the library and various extra curricula activities and will be available to you throughout your first year.

## How do I select a Seminar Group?

PLEASE ENSURE YOU REGISTER FOR MODULES VIA THE MODULE REGISTRATION

To select your Seminar Groups you will need to:

1. Go to Tabula <http://tabula.warwick.ac.uk>
2. Log in
3. Click on Small Group Teaching on the front menu page
4. You should now see a list of all your Modules that have available seminar groups to sign up for. Click on the > sign to expand a module so you can see what Groups are available.



5. You should now see a page similar to below.

5. You should now see a page similar to below.

**Hello, Christopher**

**My groups** Missing a group?

▼ **HOM115** // 20th Century Music

<b>HOM115</b> Seminars	<b>A 65 students</b> Term 1, weeks 1-5; Term 1, weeks 7-10; Term 2, weeks 2-5; Term 2, weeks 7-10, Wed 14:00 - 15:00, S0.21, Seminar
<b>Optional</b>	<input checked="" type="radio"/> <b>A 0 students</b> Term 1, weeks 1-10; Term 2, weeks 1-10, Wed 12:00 - 13:00, fish, <input type="radio"/> <b>B 0 students</b> Term 1, weeks 1-10; Term 2, weeks 1-10, Fri 12:00 - 13:00, Chip, 
<b>Seminars</b>	<input checked="" type="radio"/> <b>test 0 students</b> <b>Seminar</b> - Term 1, weeks 1-10; Term 2, weeks 1-10; Term 3, weeks 1-5, Mon 12:00 - 13:00, S0.03 <input type="radio"/> <b>test2 0 students</b> <b>Seminar</b> - Term 1, weeks 2-5; Term 1, weeks 7-10; Term 2, weeks 1-5; Term 2, weeks 7-10, Wed 12:00 - 13:00, S1.12 <input type="radio"/> <b>test3 0 students</b> <b>Seminar</b> - Term 1, weeks 1-10; Term 2, weeks 1-10; Term 3, weeks 1-5, Fri 12:00 - 13:00, S2.12 

6. For each event you have a choice of groups for you should:
  - Check the details of the event listed (it lists Term, Weeks, Day, Time and room beneath each group)
  - Tick the radio button for the group you want to be in
  - Click on the Sign Up button

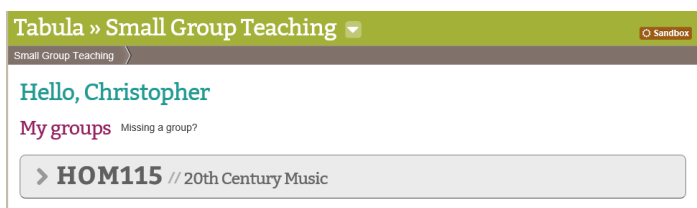
Please note you must do this for each module and event that you need to register for.

Please note that groups will have set sizes and once a group is full it will not be possible to register for it.

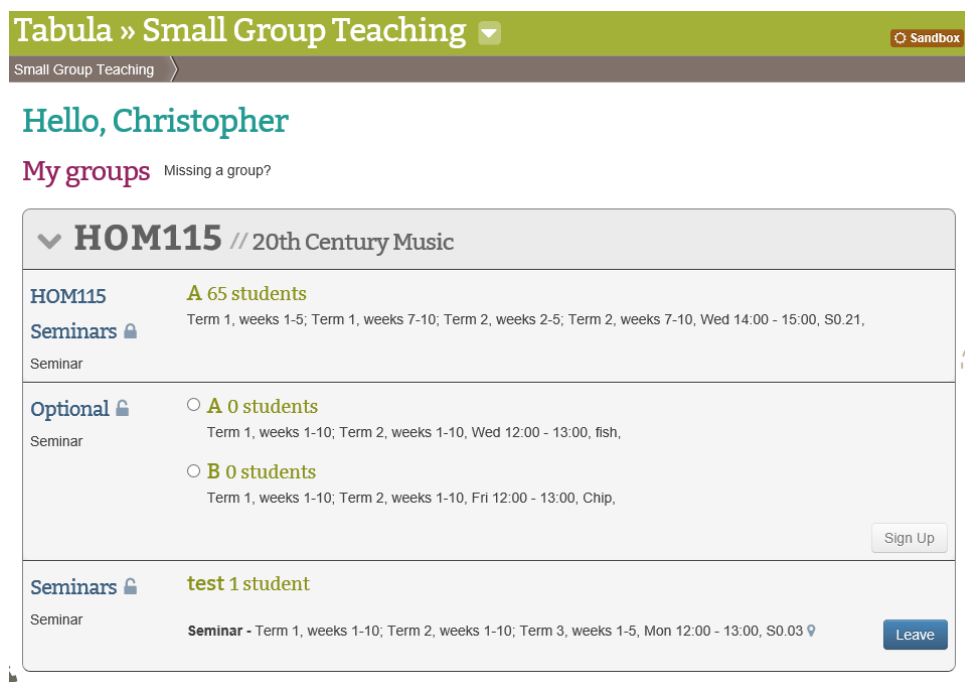
## Can I change groups?

To select your Seminar Groups you will need to:

1. Go to Tabula <http://tabula.warwick.ac.uk>
2. Log in
3. Click on Small Group Teaching on the front menu page
4. You should now see a list of all your Modules that have available seminar groups to sign up for. Click on the > sign to expand a module so you can see what Groups are available.



5. You should now see a page similar to below.



6. As you can see that the Sign Up button has changed to a Leave button
7. If you wish to change groups you must first leave the one you are registered for by clicking the Leave button
8. You will then be able to select a new Seminar group from a list of the available groups which still have space available by following the Selecting a Seminar Group instructions.

Please note that groups will have set sizes and once a group is full it will not be possible to register for it.