

Image dossier

Week 12

'The Health of the Child'

**HI176 Mind, Body and Society: the History of Medicine
and Health**

Note

Please do not feel obliged to concentrate on *all* of these. Perhaps you could focus on a small selection and come to seminar prepared to discuss them.

To help you in this, you might find the following questions useful to scaffold your analysis:

- **What children appear in the image? What are they doing? How are they interacting with adults?**
- **Are there adults in the image? Are they medical practitioners? How can you tell?**
- **What (so far as you can tell) is the context of the image – what kind of reaction is it intended to produce on the audience?**
- **What is your own reaction to the image as an observer in 2023 – discomfort? humour?**
- **What other information about this image do you feel it would be useful to know, if you had the chance?**
- **What can all of this tell us about the history of the ‘Health of the Child’?**

Images from annual reports of School Medical Officers.....4

Miscellaneous.....17

Yearsley.....21

Light therapy.....30

Images from annual reports of School Medical Officers

All copyright to the archive indicated.




A SECTION OF CORLEY OPEN-AIR SCHOOL.

CCHE/2/1,
Coventry
Archives,
'A section of
Corley Open Air
School',
frontispiece in A.
Massey, *The
Annual Report
for the Year
1935* (Coventry
City Council,
1936) [annual
report of the
School Medical
Officer]



COVENTRY SCHOOL HEALTH SERVICE
ORTHOPTIC TREATMENT

**CCHE/2/1, Coventry Archives,
'Coventry School Health
Service: Orthoptic Treatment',
frontispiece in T. Morrison
Clayton, *Annual Report of the
School Medical Officer for the
Year 1950* (Coventry City
Council, 1951)**



COVENTRY SCHOOL HEALTH SERVICE
DENTAL TREATMENT

CCHE/2/1, Coventry Archives,
'Coventry School Health Service: Dental
Treatment', frontispiece in T. Morrison
Clayton, *Annual Report of the School Medical
Officer for the Year 1950* (Coventry City
Council, 1951)



COVENTRY SCHOOL HEALTH SERVICE
CHIROPODY TREATMENT

**CCHE/2/1, Coventry
Archives,
'Coventry School Health
Service: Chiroprody
Treatment', frontispiece
in T. Morrison Clayton,
*Annual Report of the
School Medical Officer
for the Year 1951*
(Coventry City Council,
1952)**



Child Guidance Centre—Therapy with a Group of Children

**CCHE/2/1, Coventry
Archives,
'Child Guidance Centre:
Therapy with a Group of
Children', frontispiece in
T. Morrison Clayton,
*Annual Report of the
Principal School Medical
Officer for the Year 1956*
(Coventry City Council,
1957)**



Testing a Child's Hearing—Audiometry

**CCHE/2/1, Coventry Archives,
'Testing a Child's Hearing – Audiometry',
frontispiece in T. Morrison Clayton,
Annual Report of the Principal School Medical Officer for the Year 1957
(Coventry City Council, 1958)**



2

CCHE/2/1, Coventry Archives,
'Senior Unit for Partially Hearing Children',
frontispiece in
Annual Report of the Principal School Medical Officer for the Year 1963
(Coventry City Council, 1964)

Senior Unit for Partially Hearing Children — Priory Secondary School.



Speech Therapy at Sherbourne Fields Schools.

**CCHE/2/1, Coventry Archives,
'Speech Therapy at Sherbourne Fields School', frontispiece in *Annual Report of the Principal School Medical Officer for the Year 1968* (Coventry City Council, 1969)**



CCHE/2/1, Coventry Archives, cover of 1961 annual report (same image with different colour scheme reproduced in 1962-1965)

SCHOOL ENTRANTS

COMPARISON OF HEIGHTS AND WEIGHTS

Boys (Aged 5 years)

Girls (aged 5 years)


1917

1956

1917

1956


| | | | |
|-----------------|-----------------|-----------------|-----------------|
| Height 40.4 ins | Height 42.9 ins | Height 40.2 ins | Height 42.8 ins |
| Weight 37.8 lbs | Weight 42.8 lbs | Weight 37.1 lbs | Weight 41.9 lbs |



CBBU/11/2, Lancashire Records Office,
 'Medical Officer's Report 1956' (Burnley)



ED 137/608, The National Archives, 'The Speech Therapy Clinic', frontispiece in Richard J. Dodds, *The Health of our School Children during 1956* (Smethwick Borough Council, 1957) [annual report of the School Medical Officer]



**25D71/18/7, Leicester,
Leicestershire and Rutland
Record Office, 'Speech Clinic:
Individual Remedial
Treatment', in City of
Leicester, *Report on the work
of the Education Committee,
1951***

Miscellaneous

© Archives and texts cited



'Students observing treatment from observation room', *The School of Speech Therapy* (prospectus for speech therapy undergraduate programme at Jordanhill College of Education, Glasgow, 1983), p. 5 [© University of Strathclyde Special Collections]



FIG. 2. IN THE RECORDING ROOM.

'In the recording room', from C. Worster-Drought, *Residential Speech Therapy: a record of the work in speech therapy and education at Moor House School* (London: William Heinemann, 1952)

[Moor House School was (and still is) a specialist institution treating children with neurodevelopmental speech disorders, e.g. aphasia]





FIG. 3. AUDIOMETRY.


'Audiometry', from C. Worster-Drought, Residential Speech Therapy: a record of the work in speech therapy and education at Moor House School (London: William Heinemann, 1952)

**Walter A. Yearsley, *Illustrated Success
in the Treatment of Speech Defects*
(Accrington: James Broadley & Sons,
1908)**

**(Scans reproduced courtesy of the Bodleian Libraries,
University of Oxford. © Bodleian Libraries.)**







**...and now some of those images in
their original context: a booklet
promoting Yearsley's method and his
private/residential classes.**

**(Scans reproduced courtesy of the Bodleian Libraries,
University of Oxford. © Bodleian Libraries.)**

The First Experiment ever sanctioned by the Board of Education.



BOROUGH OF ACCRINGTON.

Extract from Education Committee's Quarterly Report, 31st Dec., 1906.

In October last, the Authority established a class at Hyndburn Park C. School for the treatment of Stammering Children attending the Schools within the Borough. Mr. W. A. Yearsley, of Accrington, was appointed teacher, the course to extend over a period of six weeks. All the Schools of the Borough were visited by Mr. Councillor Langham, and the Borough Treasurer, Mr. J. Beckett; and 13 of the worst stammerers selected. The Board of Education followed the experiment with much interest and instructed W. H. Brewer, Esq., H.M.I., and Dr. Eichholz, the Board's expert adviser on defective children, to visit the class and submit a special report. The method adopted by Mr. Yearsley proved very successful. The parents of the children forwarded a letter at the end of the course testifying to the efficiency of the cure, and thanking the Committee for the consideration they had shewn in the formation of the class.



Class of Stammerers selected by the Accrington Education Committee and placed under the tuition of Mr. W. A. Yearsley. The first experiment of its kind ever undertaken in the United Kingdom. December, 1906.

A Successful Experiment sanctioned by the Board of Education.



When the subject of stammering children was first mooted on the Accrington Education Committee, the question arose, would the Board of Education sanction the experiment? The Committee therefore placed the matter before the Board, and the following letter was received in reply.

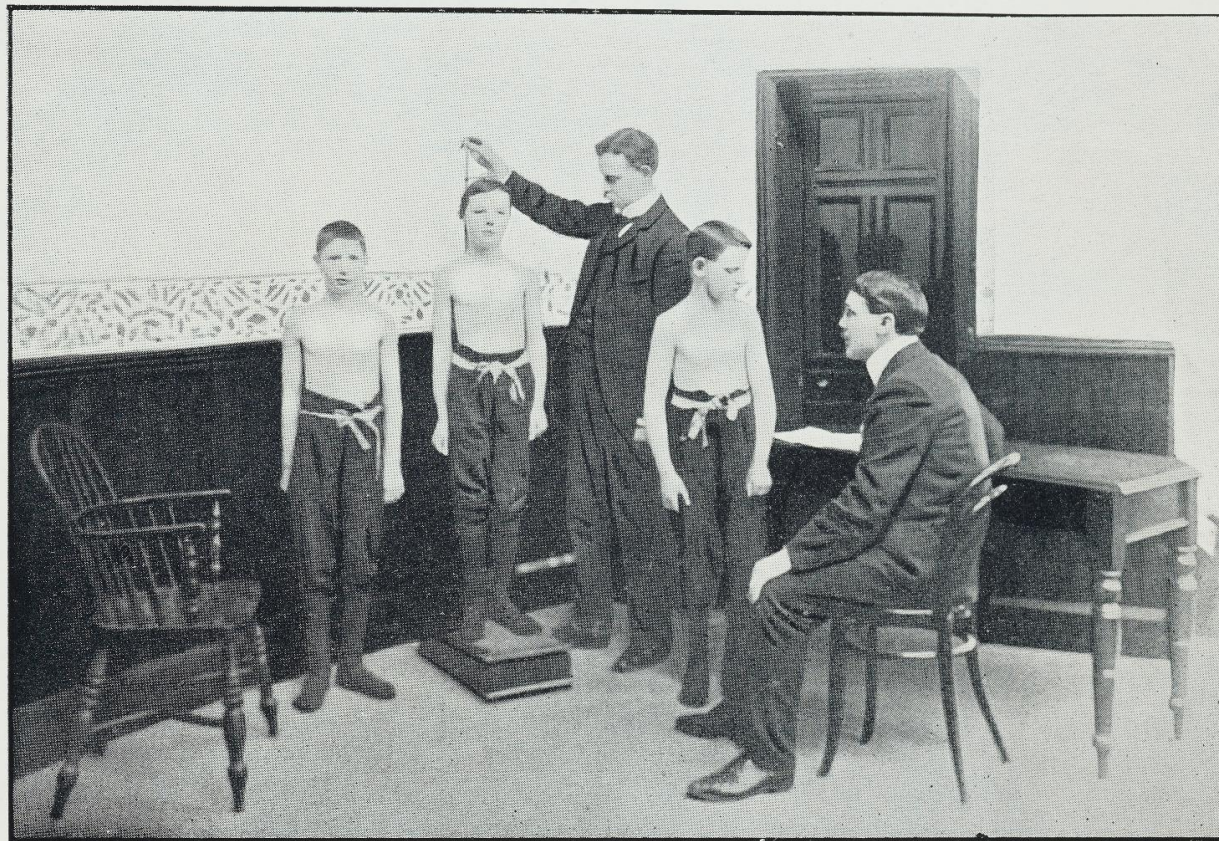
*"Board of Education,
"Whitehall, London.*

"SIR,
"I am directed to inform
"you that the Board of
"Education have learned
"with much interest of the
"Authority's proposal to
"hold a Special Class for
"Stammering Children, and
"that the Board consent
"to such, provided that
"a short syllabus of the
"system and the name
"and *Qualification of the*
"Teacher are submitted to
"and approved of by the
"Board. I am to add that
"the Board will follow the
"experiment with much
"interest.

"Montague Tabor."

That the Board of Education considered the Teacher thoroughly qualified and his system efficient in every way is amply indicated by their consent to the experiment being carried out.

Medical Examination of the Bury Pupils before being placed under Treatment.



Dr. Brindley, Medical Officer of Health, and Mr. Yearsley examining each pupil separately, to note their physical condition and severity of their speech impediment, so that a correct idea of the results of the treatment can be gained at the final examination.

A Demonstration given before a large body of the Bury and District Medical Association.




Pupil reading a paper on the "Treatment of Stammering," before the members of the Bury and District Medical Association.



Demonstrating a combined physical, breathing, and vocal exercise before the medical men.

Every Comfort and Convenience for Pupils under Treatment.



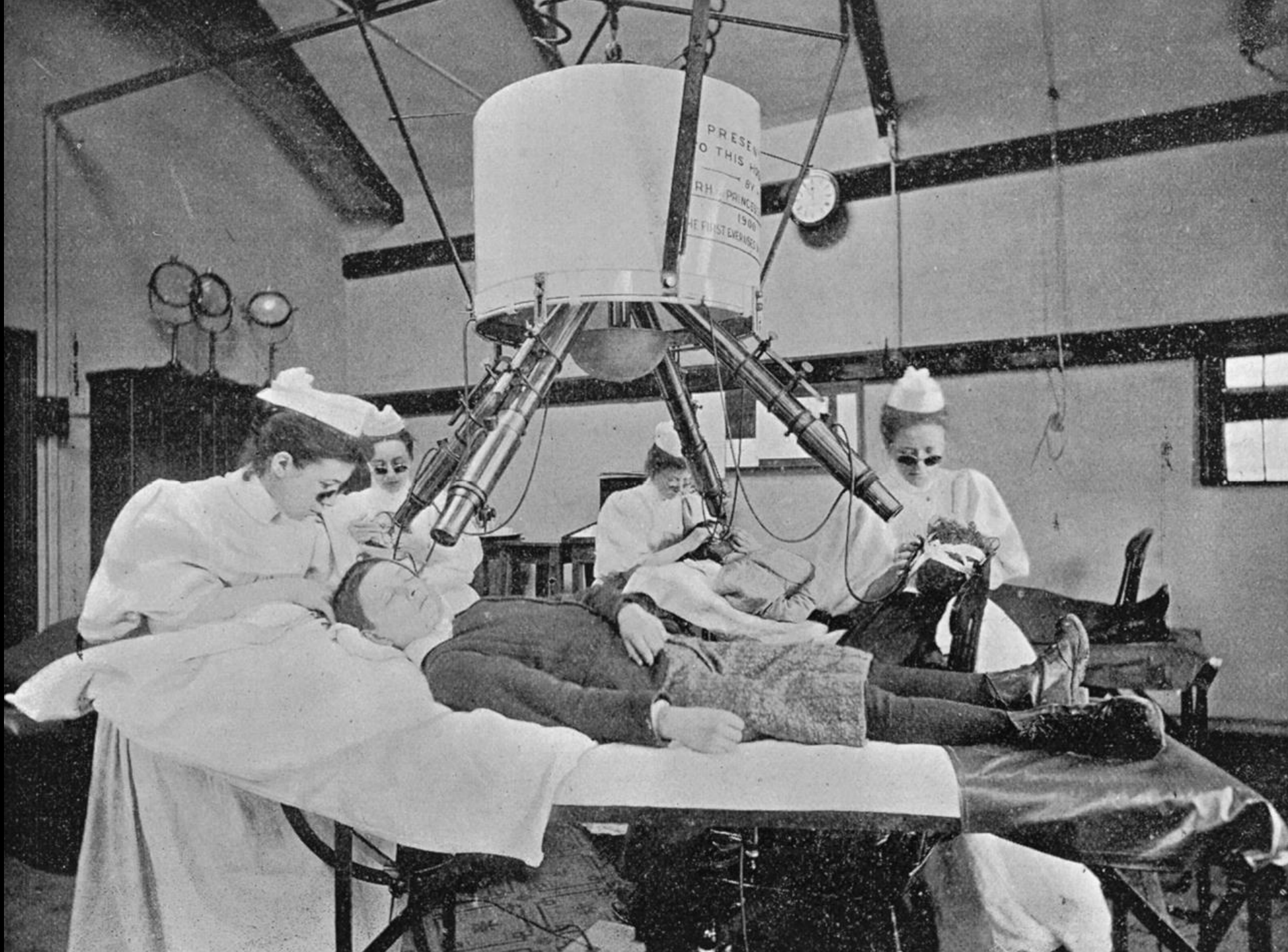
Class and Exercise Room where the treatment of Private Pupils takes place.

Images of light therapy

These are taken from Tania Woloshyn's excellent book, *Soaking Up the Rays* (2017). Available Open Access here:
[https://www.manchesteropenhive.com/view/9781526115980/
9781526115980.xml](https://www.manchesteropenhive.com/view/9781526115980/9781526115980.xml)



Unknown photographer, 'Out on the terrace, Treloar Hospital [Hampshire]' [c.1930s] in Woloshyn, *Soaking Up the Rays*, chapter 1



Unknown
photographer, 'The
treatment by the
electric light', Royal
London Hospital,
early twentieth
century, in
*Woloshyn, Soaking
Up the Rays*, chapter
2



**Unknown photographer,
'Phototherapy room with fenced
ambulatory at fixed distance',
Bermondsey, 1937, in Woloshyn,
Soaking Up the Rays, chapter 2**



**Edith Tudor-Hart (photographer),
'Ultraviolet Light Treatment, South
London Hospital for Women and
Children', in Tania Woloshyn, *Soaking
Up the Rays: light therapy and visual
culture in Britain, c.1890-1940*
(Manchester: MUP, 2017), chapter 3**