

Japanese 1

Lesson 1(1)

-saying your name-




Lessons based on
Japanese for Busy People

Images from
<http://www.irasutoya.com/>



Slides by: Katsuko Nagata
(k.nagata@warwick.ac.uk)

1. Saying your name



Chris

Chris **desu**.

U is pronounced softly

(I) am Chris/(It) is Chris

<(I) *am* Chris.>

Your Name

(name)

desu

is/am/are

desu (is, am are)



2. Saying your name (Practice)



Imagine that your names are as follows. Say "hello" and your name.

Ex.



Chris

Konnichiwa


Chris desu.

Hello
(I) am Chris


1




Emily



2



Nick



3. Saying your friend's name



Yuka san desu.

(This is Yuka)

You need to add "san"
(Mr/Mrs/Miss) with someone
else's name

*Someone's
name* san




4. Saying your friend's name (practice)



Imagine that you are introducing your friend to another friend.


Ex.



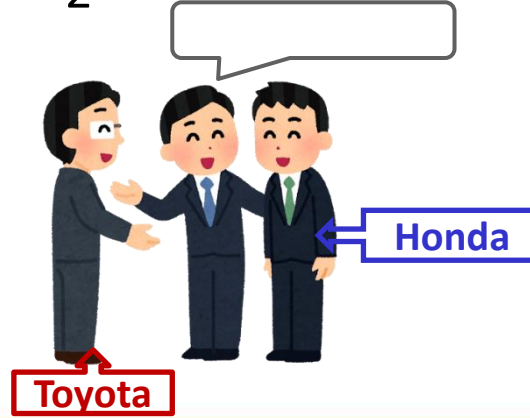
Junko san,
Yuka san desu.

Junko,
This is Yuka.

1



2



5. Asking a name



A: Donata desu ka.



Chris

B: Chris desu.

Who are (you)?

(I) am Chris.

O makes the word polite

Or

A: O-namae wa?

(Your) name?

B: Chris desu.

(I) am Chris.

We will learn the particle "wa" later

Practice: Ask the names of the students around you.

Donata (who), ka (question marker), namae(name)



6. Checking names



Add "san" for other's name

A: Chris san desu ka?

Are you (Mr./Miss) Chris?

Yes, I am Chris



Chris

B: Hai, Chris desu.

Don't use "san" for your name.

A: Chris san desu ka?

Are you (Mr./Miss) Chris?

No, I am Nick



Nick

B: Iie, Nick desu.

We will learn to say "I am not Chris" later.

Hai (yes), iie (no)



7. Practice




Introduce yourself and your friend (in an informal situation)

Konnichiwa

Chris desu.



Chris



Nick

Kochira wa Nick san desu.

Hello

Say your name

I am Chris.

Say your friend's name

This (person) is Nick

Don't forget "san"

Kochira (this person (polite)) ,
san (Mr. Miss used with a surname / given name)



8. Introducing yourself in a formal way



Hajime mashite.

Nakamura Hiromi desu.

Yoroshiku onegai shimasu.

How do you do?

(I) am Hiromi Nakamura

Nice to meet you.

Hajime mashite.

Chris Jones desu.

Yoroshiku onegai shimasu.

How do you do?

(I) am Chris Jones

Nice to meet you.





Before you finish this video, make sure you know how to

- say your name
- ask someone's name
- introduce yourself in a formal way



The end (おわり)



Japanese 1

Lesson 1(2)

Talking about yourself
-nationality and job-



Slides by: Katsuko Nagata
(k.nagata@warwick.ac.uk)



9. Countries <words>



Countries:



Amerika



Furansu



Doitsu,



Igirisu



Tai



Chuugoku



Kankoku



Nihon



10. Nationalities <words>



Nationalities:



nihon jin



igirisu jin

“jin” = person,
used with a
country



Watashi wa nihon jin desu.

I am Japanese.

Practice

I am...

1



2



3



4



11. Job <words>



gakusei
student



sensei
teacher



kaishain
*company
employee*



hisho
secretary



bengoshi
lawyer



enjinia
engineer



Watashi wa **sensei** desu.

I am a teacher.



12. "wa": the topic particle <grammar>



"Wa" is a particle (small grammatical piece) to indicate it is a topic. Particles are usually placed after a noun.

A wa

B desu

Topic
As for **A**,

Comment
(it) is **B**

⇒ **A** is **B**

e.g.

If the topic is obvious, it is often omitted.



1. Watashi wa

igirisu jin desu.

I am English.

2. (Watashi wa)

gakusei desu.

I am a student.

3. Ken san wa

nihon jin desu.

Ken is a Japanese

Watashi (me)

Japanese 1 Katsuko Nagata



13. Talking about somebody (practice)



Pair work

A: Draw a picture of a friend. Answer B's questions.

B: Ask the name/nationality/occupation of A's friend.

e.g.

B Donata desu ka

A David-san desu.

B David-san wa igirisu-jin desu ka.

A Hai, (David-san wa) igirisu-jin desu.

B (David-san wa) gakusei desu ka?

A Iie, kaishain desu.



Who is he?

He is David

Is he an English?

Yes, he is

Is he a student?

*No, he is a company
employee*



14. “no”: the possessive particle <grammar>



A

no

B

A (possessive marker)

B

B of A, B belonging to A

ABC



ABC no kaishain

Company employee from ABC

Warwick Daigaku no gakusei

Student from Warwick Univ

Watashi wa Warwick Daigaku no sensei desu.

*I am a teacher
from Warwick Univ*

Kaishain (company employee) , daigaku (university), gakusei (student), sensei (teacher),



15. A or B Question



A wa  *desu ka,*  *desu ka*

Is A  or  ?



Chris-san wa **Amerika-jin** desu ka, **igirisu-jin** desu ka.

(Chris-san wa) **igirisu-jin** desu.



Is Chris an American or an English?
Are you an American or an English, Chris?



16. A or B Question (practice)



Practice

Ask each other questions, such as

1 Are you an English or American?

2 Are you a student or a teacher?

3 Are you a Warwick Univ student or a Birmingham Univ. student?

Answer

1 (__ san wa) igirisu-jin desu ka, amerika-jin desu ka

2 (__ san wa) gakusei desu ka, sensei desu ka

3 (__ san wa) Warwick daigaku no gakusei desu ka, B'ham daigaku no gakusei desu ka.



17 Pair work



Hajime mashite.

Nakamura Hiromi desu.

ABC no Kaishain desu.

Yoroshiku onegai shimasu.

Hajime mashite.

ABC no Nakamura desu.

Yoroshiku onegai shimasu.

Hajime mashite.

(name) desu.

(company/univ) no (occupation) desu.

Yoroshiku onegai shimasu.



18 Pair work



Hajime mashite.

Watashi wa **Chris** desu.

Igirisu jin desu.

London kara **kimashita***.

(I Came /am from London)

Warwick Daigaku no **gakusei** desu.

Yoroshiku **onagai shimasu.**

Hajime mashite.

Watashi wa **(name)** desu.

(nationality) desu.

(home town) kara kimashita.

(company) no **(occupation)** desu.

Yoroshiku **onagai shimasu.**





Before you finish this video, make sure you know how to

- say your nationality
- say your job
- introduce yourself with the university/
company you are associated with



The end (おわり)



Japanese 1

Lesson 1(Words)



Lessons based on
Japanese for Busy People

Images from
<http://www.irasutoya.com/>

Slides by: Katsuko Nagata
(k.nagata@warwick.ac.uk)

19 Key Words list (1)



countries		
にほん	Nihon	<i>Japan</i>
イギリス	Igirisu	<i>UK</i>
ちゅうごく	Chuugoku	<i>China</i>
かんこく	Kankoku	<i>Korea</i>
フランス	Furansu	<i>France</i>
ドイツ	Doitsu	<i>Germany</i>
アメリカ	amerika	<i>America</i>

jobs		
がくせい	Gakusei	<i>Student</i>
せんせい	Sensei	<i>Teacher</i>
かいしゃいん	Kaishain	<i>Company employee</i>
ひしょ	hisho	<i>Bank employee</i>
べんごし	bengoshi	<i>Accountant</i>
エンジニア	Enjinia	<i>Engineer</i>
だいがく	daigaku	<i>university</i>



20 Key Words list (2)



others		
わたし	Watashi	<i>Me</i>
どなた	Donata	<i>Who</i>
～さん	...san	<i>Mr. Mrs. Ms</i>
こちら	kochira	<i>This person</i>
はじめまして	hajimemashi te	<i>Nice to meet you</i>
よろしく おねがいします	Yoroshiku onegaishima su	

