



Effects of Small-Group Learning on Undergraduates in Science, Mathematics, Engineering, and Technology: A Meta-Analysis

Author(s): Leonard Springer, Mary Elizabeth Stanne and Samuel S. Donovan

Source: *Review of Educational Research*, Spring, 1999, Vol. 69, No. 1 (Spring, 1999), pp. 21-51

Published by: American Educational Research Association

Stable URL: <http://www.jstor.com/stable/1170643>

JSTOR is a not-for-profit service that helps scholars, researchers, and students discover, use, and build upon a wide range of content in a trusted digital archive. We use information technology and tools to increase productivity and facilitate new forms of scholarship. For more information about JSTOR, please contact support@jstor.org.

Your use of the JSTOR archive indicates your acceptance of the Terms & Conditions of Use, available at <https://about.jstor.org/terms>



Sage Publications, Inc. and American Educational Research Association are collaborating with JSTOR to digitize, preserve and extend access to *Review of Educational Research*

JSTOR

Effects of Small-Group Learning on Undergraduates in Science, Mathematics, Engineering, and Technology: A Meta-Analysis

Leonard Springer

Education and Research Consultant

Mary Elizabeth Stanne

Education and Research Consultant

Samuel S. Donovan

Beloit College

Recent calls for instructional innovation in undergraduate science, mathematics, engineering, and technology (SMET) courses and programs highlight the need for a solid foundation of education research at the undergraduate level on which to base policy and practice. We report herein the results of a meta-analysis that integrates research on undergraduate SMET education since 1980. The meta-analysis demonstrates that various forms of small-group learning are effective in promoting greater academic achievement, more favorable attitudes toward learning, and increased persistence through SMET courses and programs. The magnitude of the effects reported in this study exceeds most findings in comparable reviews of research on educational innovations and supports more widespread implementation of small-group learning in undergraduate SMET.

The need to strengthen science and mathematics education in the U.S. was repeatedly emphasized in education studies conducted during the 1980s (e.g., National Commission on Excellence in Education, 1983; National Science Foundation & U.S. Department of Education, 1980). More recently, reports from national commissions, disciplinary groups, researchers, employers, faculty, and students call for instructional innovations in science, mathematics, engineering, and technology (SMET) education (American Association for the

The research reported in this paper was supported by a cooperative agreement between the National Science Foundation and the University of Wisconsin-Madison (Cooperative Agreement No. RED-9452971). At UW Madison, the National Institute for Science Education is housed in the Wisconsin Center for Education Research and is a collaborative effort of the College of Agriculture and Life Sciences, the School of Education, The College of Engineering, and the College of Letters and Science. The collaborative effort is also joined by the National Center for Improving Science Education, Washington, DC. Any opinions, findings, or conclusions are those of the authors and do not necessarily reflect the views of the supporting agencies.

Advancement of Science, 1989, 1990; Boyer Commission, 1998; National Research Council, 1995, 1996; National Science Foundation, 1996). A consistent recommendation advanced in these recent reports is the need for a shift in emphasis from teaching to learning. The message is clear: What students learn is greatly influenced by how they learn, and many students learn best through active, collaborative, small-group work inside and outside the classroom. The National Science Foundation (1996), for example, recommends that students have frequent access to active learning experiences in class and out of class (as through study groups).

Collaboration in SMET courses and programs is aimed at enhancing the preparation of students for collaboration in SMET professions and at giving all students a better sense of how scientists and engineers work. An American Association for the Advancement of Science (1989) report advises that

the collaborative nature of scientific and technological work should be strongly reinforced by frequent group activity in the classroom. Scientists and engineers work mostly in groups and less often as isolated investigators. Similarly, students should gain experience sharing responsibility for learning with each other (p. 148).

Cooperation in SMET courses and programs may offer benefits apart from promoting an understanding of how scientists and engineers work. The American Association for the Advancement of Science (1989) also suggests that

overemphasis on competition among students for high grades distorts what ought to be the prime motive for studying science: to find things out. Competition among students in the science classroom may result in many of them developing a dislike of science and losing their confidence in their ability to learn science (p. 151).

Excessively competitive classroom environments have particularly impeded the opportunity of women and members of underrepresented groups to participate equally in SMET (Minorities in Science, 1992; Seymour, 1992, 1995; Seymour & Hewitt, 1997; Tobias, 1990). Consequently, educational equity remains an elusive goal amid calls for scientific literacy for all (National Science Foundation, 1996).

For the most part, college and university educators have yet to respond to calls for greater opportunities for collaboration and cooperation in SMET courses and programs (National Science Foundation, 1996). Indeed, many SMET faculty continue to be informed by the belief that "lecture hall education is still with us after all these centuries because—although everyone agrees it is a terrible way for students to learn—it is still the best thing anyone has yet invented" (Arch, 1998, p. 1869). The National Science Foundation (1996) asserts, however, that the unintended consequences of this focus on teaching rather than learning include unfavorable attitudes toward SMET among students, unacceptably high attrition from SMET fields of study, inadequate preparation for teaching science and mathematics at the precollege level, and graduates who "go out into the workforce ill-prepared to solve real problems in a cooperative way, lacking the skills and motivation to continue learning" (p. iii).

In contrast to instructors at postsecondary institutions, most instructors at the presecondary level have adopted small-group learning. In a recent national survey (Puma, Jones, Rock, & Fernandez, 1993), 79% of elementary school

teachers and 62% of middle school teachers reported that they employ cooperative learning (a form of small-group learning that encompasses several practices) in their classrooms on a sustained basis. The widespread practice of cooperative learning at the presecondary level seems to be based largely on the influence of more than 25 years of research, primarily within a social-psychological framework employing quantitative methods, that contrasts the effects of cooperative learning with the effects of competitive or individual instruction. Indeed, links between cooperative learning theory, research, and practice have been characterized as "one of the greatest success stories in the history of educational research" (Slavin, 1996, p. 43).

The substantial number of primary studies on cooperative learning has precipitated several meta-analyses of its effects on various outcomes. Analysts who include postsecondary samples in their quantitative research syntheses (e.g., Johnson & Johnson, 1989; Johnson, Johnson, & Smith, 1991a, 1991b; Johnson, Maruyama, Johnson, Nelson, & Skon, 1981; Qin, Johnson, & Johnson, 1995) have integrated the statistical results of hundreds of empirical investigations that contrast cooperative interactions with competitive or individual ones. These meta-analyses have consistently reported that cooperation has favorable effects on achievement and productivity, psychological health and self-esteem, intergroup attitudes, and attitudes toward learning. This large body of theory and research (e.g., Cohen, 1994; Johnson & Johnson, 1989; Newmann & Thompson, 1987; Sharan, 1990; Slavin, 1995), based primarily on grades two through nine, suggests that it is no longer necessary to establish cooperative learning as a "legitimate method of instruction that can help students to learn" (Cohen, 1994, p. 30). Supporting Cohen's statement, Ellis and Fouts (1997) conclude in their review of research on educational innovations that "cooperative learning has the best and largest empirical base" (p. 173). Yet notable gaps in the research base are evident. Despite the volume of research on cooperative learning, few investigations have focused on college students outside the psychology laboratory. Educational policymakers and classroom practitioners commonly question whether these short-term, controlled experiments can adequately inform policy and practice. To our knowledge, no meta-analysis of small-group learning focuses exclusively on undergraduates in actual classroom or programmatic settings.

This meta-analysis of research on college students in SMET is intended to facilitate a greater understanding of the effects of small-group learning in classrooms and programs at the postsecondary level. We address the learning outcomes most frequently noted in the national reports cited above: academic achievement, persistence (or retention), and a broad range of attitudes (self-esteem, motivation to achieve, and attitudes toward learning SMET material). We choose to use meta-analysis because the procedure has considerable utility in informing policy and practice (Glass, McGaw, & Smith, 1981; Hedges & Olkin, 1985; Mann, 1994; National Research Council, 1992).

Conceptual Framework

A growing literature on small-group learning at the postsecondary level distinguishes between cooperative and collaborative learning (e.g., Cuseo, 1992; Matthews, Cooper, Davidson, & Hawkes, 1995). Cooperative learning may be

described as a “structured, systematic instructional strategy in which small groups work together toward a common goal” (Cooper & Mueck, 1990, p. 68). Procedures that characterize cooperative learning include communicating a common goal to group members, offering rewards to group members for achieving their group’s goal, assigning interrelated and complementary roles and tasks to individuals within each group, holding each individual in each group accountable for his or her learning, providing team-building activities or elaborating on the social skills needed for effective group work, and discussing ways in which each group’s work could be accomplished more effectively. In contrast, collaborative learning is characterized by relatively unstructured processes through which participants negotiate goals, define problems, develop procedures, and produce socially constructed knowledge in small groups.

The many forms of cooperative and collaborative small-group learning do not follow from a single theoretical perspective, rather, they are “more like an arbor of vines growing in parallel, crossing, or intertwined” (MacGregor, 1992, p. 37). Conceptual frameworks for small-group learning are rooted in such disparate fields as philosophy of education (Dewey, 1943), cognitive psychology (Piaget, 1926; Vygotsky, 1978), social psychology (Deutsch, 1949; Lewin, 1935), and humanist and feminist pedagogy (Belenky, Clinchy, Goldberger, & Tarule, 1986). We describe three broad, interrelated theoretical perspectives on the effects of small-group learning on academic achievement as motivational, affective, and cognitive.

Motivational Perspective

From a motivational perspective, competitive grading and reward systems lead to peer norms that oppose academic effort and academic support. Because one student’s success decreases the chances that others will succeed, students may express norms reflecting that “high achievement is for nerds” (Slavin, 1992, pp. 157-158) or may interfere with one another’s success. The rationale for implementing group goals is that, if students value the success of the group, they will encourage and help one another to achieve, in contrast to competitive learning environments.

Motivationalist theories also tend to emphasize the importance of individual accountability. An underlying assumption is that students might readily interact with and help one another, but without appropriate structure, their help might merely consist of sharing answers and doing each other’s work. By holding each group member accountable for learning, the incentive structure supports individuals teaching one another and regularly assessing one another’s learning.

Affective Perspective

Based largely on Dewey’s (1943) experiential philosophy of education, affective or humanist theorists (e.g., Kohn, 1986; Sharan, 1990) generally emphasize intrinsic rather than extrinsic motivations. Based on the proposition that group work in a nonthreatening environment can lead to learning naturally, humanist theorists generally assert that the role of the instructor should be to facilitate more frequent and less constrained interaction among students, rather than to serve as an unquestioned authority. From this perspective, students, particularly women and members of underrepresented groups, have greater op-

portunities to be heard and also to learn by participating in more collaborative and democratic teaching and learning processes (Belenky et al., 1986).

Cognitive Perspective

A third perspective on small-group learning may be described as cognitive. Proponents of a cognitive perspective generally contend that interactions among students increase achievement because of more intense information processing. Developmental cognitive theories are generally grounded in the pioneering work of Piaget (1926) or Vygotsky (1978). These theories generally hold that face-to-face work on open-ended tasks—projects with several possible paths leading to multiple acceptable solutions—facilitate cognitive growth. From this viewpoint, the opportunity for students to discuss, debate, and present their own and hear one another's perspectives is the critical element in small-group learning. Students learn from one another because, in their discussions of the content, cognitive conflicts will arise, inadequate reasoning will be exposed, and enriched understanding will emerge.

Theorists disagree on the amount of structure that is appropriate for higher-order thinking. Those who advocate more collaborative processes generally assert that "too much structure on a task that involves higher-order thinking skills is dysfunctional because it impedes conceptually oriented interactions" (Cohen, 1994, p. 20). For example, "Hertz-Lazarowitz (1989) as well as Nystrand, Gamoran, and Heck (1991) imply that, unless groups determine their own procedures, their interactions will be less elaborated" (Cohen, 1994, p. 21). In contrast, several cooperative learning theorists (e.g., Johnson & Johnson, 1985; Smith, Johnson, & Johnson, 1981) assert that having the instructor define problems, specify procedures, and assign roles to group members can result in superior interactions characterized by high-level discussions that lead to greater conceptual understanding.

A different cognitive perspective, one related to content knowledge rather than to higher-order thinking, may be described as cognitive elaboration. Research in cognitive psychology has long held that, if new information is to be retained, it must be related to information already in memory. Therefore, learners must engage in some sort of cognitive restructuring, or elaboration, of the material. One of the most effective means of elaboration is explaining the material to someone else. For example, Dansereau (1988) and his colleagues report that pairs of college students working on structured cooperative scripts—during which one takes the role of recaller and the other as listener—can learn technical material or procedures far better than students working alone.

Forms of Small-Group Learning

Small-group learning occurs in a great variety of forms. The number of forms extends well beyond those few initiated, promoted, and evaluated primarily for the K-12 levels at research and development institutes. Well-known forms include Jigsaw (Aronson, Blaney, Stephan, Sikes, & Snapp, 1978), Student Team Learning (Slavin, 1995), Group Investigation (Sharan, 1990), and Learning Together (Johnson & Johnson, 1989). Underscoring the problems in developing a comprehensive taxonomy of small-group learning, Kagan (1994) describes more than 100 forms of cooperative learning that instructors at various educational

levels have implemented. A list of collaborative learning forms, and forms of small-group learning that mix cooperative and collaborative processes, would likely extend beyond an additional 100 entries. Although previous studies of cooperative learning in science education (e.g., Okebukola, 1985) have focused on a relatively small number of forms, the current landscape, particularly in undergraduate SMET education, is much more diverse and complex than a decade ago (Cooper & Robinson, 1998).

Exacerbating the problems in identifying various small-group learning procedures, college students do not distinguish among cooperative and collaborative practices, and those between, to the extent that learning theorists might expect. Seymour (personal communication, April 8, 1998) and her colleagues have found, through interviews of 688 engineering or chemistry undergraduates in two recent studies, that college students tend not to distinguish among different small-group learning forms unless pressed to do so. When pressed, students overwhelmingly differentiate small-group learning forms by setting rather than by procedures, contrasting in-class practices with out-of-class meetings including laboratory partnerships, peer study groups, and work groups led by teaching assistants.

In this meta-analysis, we include cooperative, collaborative, and mixed forms of small-group learning of various duration in different settings. We also represent links and commonalities among procedures, as suggested by Matthews and her colleagues (1995), while noting important differences in underlying assumptions and methods of implementation. This inclusive approach follows from two sets of observations. First, substantial differences are apparent in the implementation of particular procedures. Cooperative learning pioneer David Johnson (personal communication, March 30, 1998) notes frequent gaps between the procedures that he and his colleagues recommend and the ways in which these procedures are actually implemented. Second, one can identify notable similarities among divergent forms of small-group learning (e.g., those identified as cooperative, collaborative, or mixed).

Research Questions

The two sets of research questions guiding the meta-analysis focus on undergraduates in SMET courses and programs. First, we address the main effects of small-group learning on three broad categories of outcomes among SMET undergraduates: achievement, persistence, and attitudes. Second, we address four categories of moderators of small-group learning. First among these four categories is potential sources of bias in the meta-analysis method. For example, are the effect sizes that we report biased because most of the research is taken from journals, which tend to publish predominantly statistically-significant results? Second, we question whether the effects of small-group learning differ for various groups of students (e.g., majors or nonmajors, first-year or other students, men or women, predominantly white or predominantly underrepresented groups). Third, we examine whether characteristics of different small-group learning procedures (e.g., cooperative, collaborative, or mixed; time spent in groups) and settings (in class, out of class) are related to the outcome measures within the three broad categories. Fourth, we look more closely at different types of outcomes within the three broad categories (e.g., attitudes toward learning SMET material, motivation to achieve, and self-esteem within attitudinal outcomes).

Meta-Analysis Method

Literature Search Procedures

We screened a wide variety of electronic and print resources to identify references for possible inclusion in this study, including ERIC, Education Index, PsycLIT, *Dissertation Abstracts International*, Medline, CINAHL (nursing and allied health), and ASEE (American Society for Engineering Education) conference proceedings. In addition, we reviewed the reference sections of the myriad studies that we collected in an effort to identify other potentially relevant research. Finally, we contacted several researchers and practitioners who are active in the field and asked them to provide relevant research or to identify additional sources of studies.

Inclusion Criteria

Five criteria determined whether a research report qualified for inclusion in the meta-analysis. First, the study examined undergraduates in science, mathematics, engineering, or technology courses or degree programs at accredited postsecondary institutions in North America. Technology refers to the study of vocational technology (e.g., allied health), not to the use of technology inside or outside the classroom (e.g., computer-assisted instruction).

Second, studies incorporated small-group work inside or outside of the classroom. Small-group work refers to cooperative or collaborative learning among two to ten students. Third, to maximize ecological validity, the study was conducted in an actual classroom or programmatic setting rather than under more controlled laboratory conditions. Fourth, the research was published or reported in 1980 or later, on the grounds that recent studies may be more relevant to the current global context in which students learn. Fifth, the research reported enough statistical information to estimate effect sizes.¹

Metric for Expressing Effect Sizes

The metric that we used to estimate and describe the effects of small-group learning was the standardized mean difference (*d*-index) effect size (Cohen, 1988). For two-sample analyses, we calculated the effect size by subtracting the control group's average² score from the experimental group's average score and dividing the difference by the average of the two standard deviations. For single-sample analyses, we subtracted the average score on the pretest from the average score on the posttest, and again divided the difference by the average of the two standard deviations. For proportions, such as those associated with data on persistence or retention, we created contingency tables and estimated chi-square statistics.

Calculations of Average Effect Sizes

One of the assumptions underlying meta-analysis is that effects are independent from one another. A problem arising from calculating average effect sizes is deciding what represents an independent estimate of effect when a single study reports multiple outcomes. Our meta-analysis used shifting units of analysis (Cooper, 1989). Each finding-level effect size, the effect related to each separate outcome measure, was first coded as if it were an independent event.

For example, if a single study of achievement reported effect sizes on midterm and final exam scores, the two nonindependent findings were coded separately and reported as redundant. Combining nonindependent results in a meta-analysis tends to inflate the Type I error rate (the probability of rejecting the null hypothesis even though it is true). Therefore, for estimates of the effects of small-group learning on achievement based on independent samples within a study, the two effect sizes were averaged and reported as nonredundant.³ The latter procedure generally results in conservative estimates of effects.

The number of nonredundant, independent findings in a meta-analysis is generally greater than the number of studies because single studies frequently report the results of more than one research project. For example, a single publication (or study) may report the results of separate research projects on different groups of students at two or more universities. Similarly, a single study may report separate research results for different groups of students in a first-semester and a second-semester project.

We calculated nonredundant and effect sizes with weighted and unweighted procedures. In the unweighted procedure, each effect size estimate was weighted equally in calculating the average effect. In the weighted procedure, greater weight was given to effect sizes associated with larger samples, based on the assumption that the larger samples more closely approximate actual effects in the student population of interest (Hedges & Olkin, 1985).⁴ We tested weighted effect size estimates for statistical significance by calculating 95% confidence intervals. If the confidence interval did not include zero, the effect was characterized as statistically significant.

Tests for Moderators

We tested potential moderators of small-group learning using homogeneity analysis (Cooper, 1989; Hedges & Olkin, 1985). Homogeneity analysis involves comparing the variance exhibited by a set of effect sizes with the variance expected if only sampling error or chance is evident. If the results of homogeneity analysis suggest that the variance in a set of effect sizes can be attributed to sampling error or chance alone, as indicated by a nonsignificant total chi-square statistic (Q_t), the analysis is complete. In these cases, no tests of moderators are necessary because one can reasonably assume that the data in the sample adequately represent a population of students. A statistically significant Q_t suggests the need for further division or grouping of the data. Further grouping may be needed by population (e.g., first-year or other students), methodological factor (e.g., research reported in peer-reviewed journal or other source), small-group learning procedure (e.g., cooperative or collaborative learning), type of outcome measure (e.g., instructor-made or standard test), or a range of other potentially relevant factors.

The between-group chi-square statistic (Q_b) that we report is used to test whether the average effects of the groupings analyzed are homogeneous. A statistically significant Q_b indicates that the grouping factor contributes to the variance in effect sizes, in other words, that the grouping factor has a significant effect on the outcome measure analyzed. The within-group chi-square statistic (Q_w) reported is comparable to the Q_t , with significant values suggesting the need for further grouping.

TABLE 1
Main effects of small-group learning

Outcome	Studies		Findings		Average effect size		<i>Q_t</i>
	<i>N</i>	<i>N</i>	Students	Unweighted	Weighted		
Achievement							
Nonredundant	37	49	3,472	0.51	0.51	90.10*	
Redundant		116		0.44	0.44	250.50*	
Persistence	9	10	2,014	0.47	0.46	12.75	
Attitudes							
Nonredundant	11	12	1,293	0.50	0.55	47.79*	
Redundant		40		0.38	0.39	179.97*	

* $p < 0.05$

Note. All weighted effect sizes are statistically significant (the 95% confidence intervals do not include zero). Unweighted effect sizes were not tested for significance. The number of nonredundant findings represents the number of independent samples analyzed. The number of redundant findings represents the number of total, nonindependent outcomes measured. Students refers to the number of students across independent samples. Non-redundant and redundant findings for persistence are equivalent because no study reported multiple measures from any independent sample.

Study Coding

The studies that we collected were coded by an analyst with extensive experience coding and analyzing research on small-group learning. Two additional analysts independently checked the coding that we employed for this study. We resolved occasional differences through consensus.

Meta-Analysis Results

The literature search produced 383 reports related to small-group learning in postsecondary SMET from 1980 or later, 39 (10.2%) of which met the inclusion criteria for this meta-analysis. Of the 39 studies that we analyzed, 37 (94.9%) presented data on achievement, 9 (23.1%) on persistence or retention, and 11 (28.2%) on attitudes. These percentages sum to more than 100 because several studies presented outcomes from more than one category. Most of the reports that we retrieved did not qualify for inclusion because they were not based on research.⁵ Characteristics of the 39 included studies are listed in the Appendix.

Main Effect of Small-Group Learning

The main effect of small-group learning on achievement, persistence, and attitudes among undergraduates in SMET was significant and positive. We summarize these results in Table 1. Based on 49 independent samples, from 37 studies encompassing 116 separate findings, students who learned in small groups demonstrated greater achievement ($d = 0.51$) than students who were exposed to

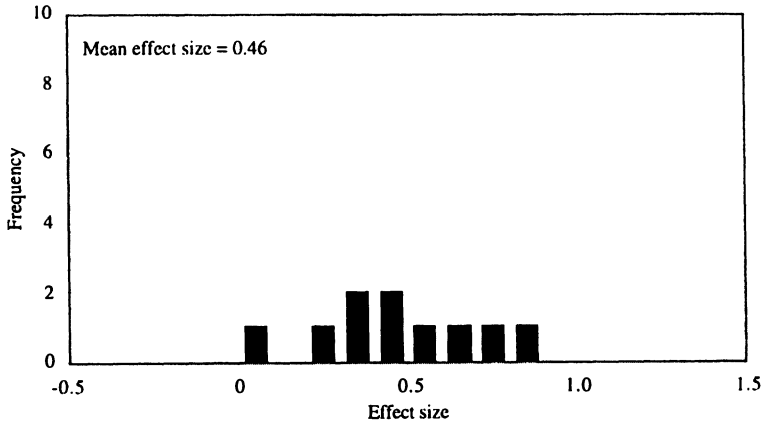


FIGURE 1. *Distribution of nonredundant weighted effect sizes for persistence (n = 10). Note. Based on data from 2,014 students.*

instruction without cooperative or collaborative grouping. Similarly, based on 10 independent samples and findings from 9 studies, students who worked in small groups persisted⁶ through SMET courses or programs to a greater extent ($d = 0.46$) than students who did not work cooperatively or collaboratively. Finally, based on 12 independent samples, from 11 studies encompassing 40 findings, students in small groups expressed more favorable attitudes ($d = 0.55$) than their counterparts in other courses or programs. These weighted effect sizes did not differ substantially from the unweighted findings. Similarly, redundant effect sizes, based on all nonindependent findings, were comparable to those for the nonredundant or aggregated findings, based on the independent samples reported above.

Distribution of Effect Sizes

The results of the homogeneity analysis reported in Table 1 suggest that the distribution of effect sizes for persistence-related outcomes (see Figure 1) can reasonably be attributed to chance or sampling error alone. The results also suggest that further grouping of the achievement and attitudinal data is necessary to understand the moderators of small-group learning. As indicated by statistically significant Q_t statistics, one or more factors other than chance or sampling error account for the heterogeneous distribution of effect sizes for achievement (see Figure 2) and attitudes (see Figure 3).

Moderators of Small-Group Learning

Methodological factors

Our analyses of the moderators of small-group learning suggested that significant variation in effect sizes for achievement-related outcomes can be attributed to method-related influences. We summarize the results of these analyses in Table 2. Studies that identified the investigator as the instructor reported significantly greater effect sizes ($d = 0.73$) than studies that did not report the investigator as directly involved in instruction ($d = 0.41$). Studies that con-

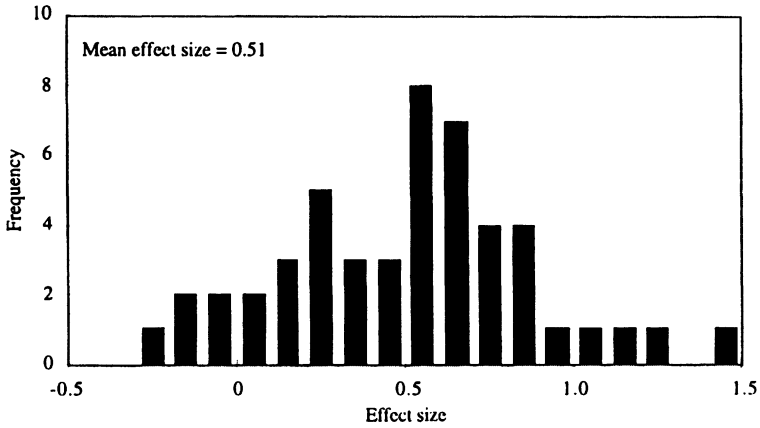


FIGURE 2. *Distribution of nonredundant weighted effect sizes for achievement (n = 49). Note. Based on data from 3,472 students.*

trasted an experimental and control group (two-sample research designs) reported significantly greater effects ($d = 0.57$) than studies that analyzed pretests and posttests from a single sample ($d = 0.30$). Investigations undertaken at four-year institutions were associated with significantly greater effects ($d = 0.54$) than those at two-year colleges ($d = 0.21$). Importantly, based on data from 276 students representing seven independent samples at six two-year colleges, the average weighted effect size of 0.21 was one of only two statistically nonsignificant results of small-group work reported in our entire study.

Several methodological factors were not associated with differences in average effects. The effects of small-group learning did not differ significantly among the highly aggregated SMET fields of study that we examined. The average weighted effect size (d) in allied health (including physical therapy and nurs-

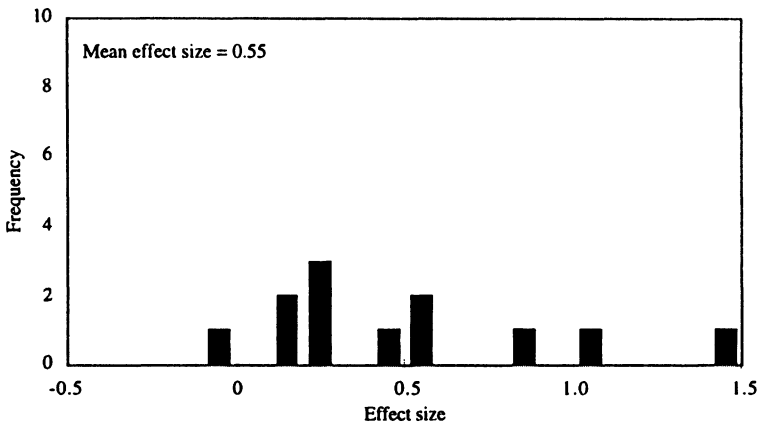


FIGURE 3. *Distribution of nonredundant weighted effect sizes for attitudes (n = 12). Note. Based on data from 1,293 students.*

TABLE 2
 Method-related moderating effects on achievement

Measure	Studies		Independent samples Students	Average effect size		Q_b	Q_w
	N	N		Unweighted	Weighted		
Instructor						14.32*	
Investigator	15	18	1,261	0.73	0.73		30.32*
Other	12	18	1,305	0.37	0.41		15.04
Research design						9.03*	
One-sample	6	12	764	0.42	0.30		19.11
Two-sample	31	37	2,559	0.54	0.57		61.95*
Institutional type						6.70*	
Four-year	30	41	3,163	0.57	0.54		76.22*
Two-year	6	7	276	0.15	0.21 ^{ns}		7.15
Discipline						3.85	
Science	9	14	1,071	0.46	0.42		23.59*
Mathematics	22	29	1,956	0.52	0.53		46.25*
Allied Health	6	6	445	0.55	0.66		16.41*
Publication type						2.94	
Journal	21	29	2,166	0.57	0.56		46.81*
Other	16	20	1,306	0.42	0.43		40.34*

* $p < 0.05$

Note. Unless noted^{ns}, all weighted effect sizes are statistically significant (the 95% confidence intervals do not include zero). Unweighted effect sizes were not tested for significance.

ing) was 0.66, compared with 0.53 in mathematics (including statistics and computer science) and 0.42 in the sciences (including chemistry, biology, and physics). No evidence of publication bias was apparent. Although effect sizes reported in journals were slightly greater ($d = 0.56$) than those reported in theses, conference proceedings, or other reports ($d = 0.43$), the difference was not statistically significant. The statistically significant Q_w statistics reported in Table 2 suggest the need for further grouping of several factors to better understand other method-related moderators of small-group learning on achievement.

Similar to the data on achievement, much of the variance in effect sizes for attitudinal outcomes (Table 3) was associated with methodological factors. Unlike the data on achievement, however, the effects of small-group learning differed significantly among SMET fields of study. The average weighted effect size (d) in the sciences was 0.87, compared with 0.62 in allied health, 0.43 in mathematics, and 0.25 in engineering. These differences are based on a relatively small number of independent samples.

Also unlike the data on achievement, studies on attitudes with enhanced research designs, which compared an experimental and control group, did not

TABLE 3
Method-related moderating effects on attitudes

Measure	Studies		Independent samples Students	Average effect size		Q_b	Q_w
	N	N		Unweighted	Weighted		
Discipline						22.02*	
Science	3	3	500	0.82	0.87		16.86*
Mathematics	5	5	251	0.43	0.43		1.45
Engineering	1	2	415	0.25	0.25		0.00
Allied Health	2	2	127	0.49	0.62		7.46*
Research design						0.01	
One-sample	4	5	900	0.57	0.55		20.45*
Two-sample	7	7	393	0.46	0.56		27.34*
Publication type						8.44*	
Journal	4	4	485	0.59	0.77		8.05*
Other	7	8	808	0.46	0.42		31.30*

* $p < 0.05$

Note. All weighted effect sizes are statistically significant (the 95% confidence intervals do not include zero). Unweighted effect sizes were not tested for significance.

report significantly greater effects ($d = 0.56$) than studies that analyzed pretests and posttests from a single sample ($d = 0.55$). The attitudinal data did show evidence of publication bias, with greater effects reported in journals ($d = 0.77$) than in other sources ($d = 0.42$). All attitudinal studies originated at four-year institutions, precluding an analysis by institutional type. We also did not have sufficient data to analyze differences between instruction by the investigator and by other individuals. As in the analysis of achievement-related outcomes, the statistically significant Q_w statistics reported in Table 3 suggest the necessity for further grouping to better understand other moderators of small-group learning on students' attitudes.

Groups of students

Our moderator analysis of the effects of small-group learning on different groups of students addressed issues of gender and racial or ethnic equity, although we had somewhat limited data from which to analyze contrasts between mixed composition and composition predominantly or exclusively of women or members of underrepresented groups (African Americans and Latinas/os). We summarize the results of these analyses in Table 4. Based on a relatively large number of independent samples ($n = 48$), no significant difference in the positive effects of small-group learning on students' achievement was evident between predominantly female ($d = 0.39$) and heterogeneous or mixed gender groups ($d = 0.55$). An analysis of fewer samples ($n = 12$) indicated that the benefits of small-group learning on students' attitudes were greater for predominantly female groups ($d = 0.72$) than groups of mixed gender ($d = 0.44$). This difference is due primarily to

TABLE 4
Moderating effects of small-group learning on student groups.

Measure	Studies		Independent samples Students	Average effect size		<i>Q_b</i>	<i>Q_w</i>
	<i>N</i>	<i>N</i>		Unweighted	Weighted		
Achievement						3.50	
Pred. women	8	13	737	0.41	0.39		26.42*
Heterogeneous	28	35	2,653	0.54	0.55		57.44*
						12.26*	
Pred. white	25	35	2,308	0.48	0.46		49.26*
Heterogeneous	6	7	351	0.36	0.42		4.96
Pred. underrep. group	6	7	767	0.97	0.76		21.32*
						4.35	
SMET majors	10	11	1,243	0.65	0.61		33.23*
Non-majors	5	8	435	0.62	0.61		4.64
Preservice teachers	6	11	601	0.48	0.40		20.60*
						0.01	
First-year	12	15	1,417	0.52	0.52		31.79*
Other	7	10	766	0.58	0.54		32.40*
Attitudes						5.59*	
Pred. women	5	7	530	0.51	0.72		28.93*
Heterogeneous	6	5	763	0.50	0.44		13.27*
						2.91	
First-year	3	3	229	0.73	0.82		17.58*
Other	3	4	814	0.59	0.55		20.36*
						3.85*	
SMET majors	5	6	724	0.51	0.46		36.80*
Preservice teachers	4	4	489	0.52	0.70		6.62

* $p < 0.05$

Note. All weighted effect sizes are statistically significant (the 95% confidence intervals do not include zero). Unweighted effect sizes were not tested for significance.

the results from a single study, however, as suggested by the much smaller differences in unweighted effect sizes (0.51 and 0.50).

Next, we contrasted the effects of small-group learning for students based on the racial or ethnic composition of the group. In so doing, we assumed that groups were predominantly white when reports did not explicitly identify them as heterogeneous or composed predominantly or exclusively of members of underrepresented groups. The positive effect of small-group learning on students' achievement was significantly greater for groups composed primarily or exclusively of African Americans and Latinas/os ($d = 0.76$) compared with predominantly white ($d = 0.46$) and relatively heterogeneous ($d = 0.42$) groups. Sufficient data were not available to analyze whether the racial or ethnic composition of groups moderated the effects of small-group learning on students' attitudes.

We also contrasted effects for SMET majors ($d = 0.61$), preservice teachers ($d = 0.40$), and other nonmajors ($d = 0.61$) and the effects for first-year ($d = 0.52$) and other ($d = 0.54$) students on achievement-related measures. None of these contrasts was statistically significant. Finally, we contrasted the effects of small-group learning on attitudinal outcomes for these groups of students. No statistically significant difference in attitudes was apparent between first-year ($d = 0.82$) and other ($d = 0.55$) students, most likely because this contrast was based on a relatively small number of independent samples. Preservice teachers ($d = 0.70$) expressed significantly more favorable attitudes in general than SMET majors ($d = 0.46$), although this result was again largely due to the influence of a single study.

Small-group learning procedures

Our opportunities to determine whether different small-group procedures moderate the effects of small-group learning in general were limited by relatively sparse descriptions of detailed teaching and learning practices in most studies. Yet we were able to analyze pedagogical moderators through high-inference coding (Hall, Rosenthal, Tickle-Degnen, & Mosteller, 1994) based on the authors' descriptions of conceptual or theoretical foundations (e.g., constructivism or social interdependence) and actual classroom or programmatic practices. We summarize these effects in Table 5. No significantly different effects on achievement were apparent between cooperative ($d = 0.56$), collaborative ($d = 0.52$), and mixed ($d = 0.47$) forms of small-group learning. We did not have sufficient data to evaluate the effects of different forms of small-group learning on students' attitudes. The teaching and learning setting was also associated with significantly different effects on achievement, with a higher average weighted effect for out-of-class meetings ($d = 0.65$)—typically study sessions—than for in-class instruction ($d = 0.44$). The pattern of differences was reversed for attitudinal outcomes. More favorable effects on attitudes were evident for in-class instruction ($d = 0.59$) than for out-of-class meetings ($d = 0.24$). Various procedures for placing students into working groups—self-selection by students, random assignment by instructors, and nonrandom assignment by instructors—were not associated with significantly different achievement-related or attitudinal outcomes. This last result was based on relatively small samples.

We also examined the time that students spent in groups. Our measure was based on available data that reflected the following four factors: (a) the duration of each study (i.e., one semester or more), (b) the number of sessions in which group work was possible, (c) the time available for group work during those sessions, and (d) the time students actually spent working together. We represented the time that students spent in groups as high, medium, or low. We coded as high any semester- or quarter-length study that met more than once a week, during which students spent half or more of the course time working in groups. High group time also included small-group workshops that met for a semester or longer. We coded as medium group time shorter term studies, including workshops or seminars that were less than a semester long, and any semester or quarter length study that met more than once a week, during which students spent less than half of the course time working in groups. Medium group time also included courses that met only once a week, during which time students spent an hour or less in groups. We coded as low group time studies in which

TABLE 5
Moderating effects of small-group learning procedures on outcomes.

Measure	Studies		Independent samples Students	Average effect size		<i>Q_b</i>	<i>Q_w</i>
	<i>N</i>	<i>N</i>		Unweighted	Weighted		
Achievement							
Pedagogy							
Cooperative	8	16	1,156	0.54	0.56	4.07	59.68*
Collaborative	7	7	898	0.56	0.52		3.24
Mixed	13	19	1,100	0.47	0.55		24.09*
Setting							
In-class	26	34	2,223	0.48	0.44	6.86*	51.57*
Out-of class	9	13	1,090	0.60	0.65		30.09*
Placement into groups							
Random	9	13	573	0.46	0.46	2.04	11.07
Non-random	7	7	451	0.67	0.65		13.39*
Self-selected	4	5	306	0.50	0.59		4.59
Time in groups							
High	12	13	1,168	0.53	0.52	3.98	24.05*
Med.	8	10	515	0.63	0.73		7.88
Low	7	10	538	0.52	0.52		12.83
Attitudes							
Setting							
In-class	8	9	1,140	0.58	0.59	4.22*	42.57*
Out-of-class	3	3	153	0.29	0.24		1.00
Placement into groups							
Random	4	5	574	0.40	0.34	0.22	10.96*
Non-random	2	2	119	0.40	0.44		0.20
Time in groups							
High	6	6	666	0.64	0.77	17.75*	21.81*
Med.	3	4	500	0.31	0.26		0.76
Low	2	2	127	0.49	0.37		7.46

* $p < 0.05$

Note. All weighted effect sizes are statistically significant (the 95% confidence intervals do not include zero). Unweighted effect sizes were not tested for significance.

group work was conducted informally outside of class, used for lecture breaks, or employed only for quizzes and tests. We did not include studies in this contrast when no information about duration was available or when information about the number of class meetings each week was missing.

No significant association between the measures of time spent in groups and achievement was evident. We noted a trend toward greater achievement-related effects with medium group time ($d = 0.73$) than with group time that was high ($d = 0.52$) or low ($d = 0.52$). In contrast, the data suggested that greater time spent working in groups had significantly more favorable effects on students' attitudes,

TABLE 6
Moderating effects of small-group learning within outcome measures

Measure	Studies		Independent samples Students	Average effect size		<i>Q_b</i>	<i>Q_w</i>
	<i>N</i>	<i>N</i>		Unweighted	Weighted		
Achievement						10.90*	
Exam/grade	31	40	2,614	0.56	0.59		65.51*
Standard test	8	13	1,011	0.37	0.33		39.15*
Attitudes						13.34*	
Toward material	6	7	939	0.53	0.56		20.19*
Self-esteem	6	6	377	0.47	0.61		26.53*
Motivation	2	3	483	0.16	0.18 ^{ns}		0.54

* $p < 0.05$

Note. Unless noted ^{ns}, all weighted effect sizes are statistically significant (the 95% confidence intervals do not include zero). Unweighted effect sizes were not tested for significance.

with effects sizes of 0.77 for high group time, 0.26 for medium, and 0.37 for low. The latter result was based on a relatively small number of independent samples.

Outcome measures

Next, we contrasted achievement-related outcomes by the type of assessment method. We summarize the results of these analyses in Table 6. Investigators of 40 independent samples assessed achievement with instructor-made exams (typically concept tests) or grades and 13 did so with standard tests. Standard tests employed included the Test of Integrated Process Skills and Test of Logical Thinking Skills (O'Brien & Peters, 1994), State Board Examination for Nurses (Frierson, 1986), Academic Assessment and Placement Program Mathematics Examination (Harding & Fletcher, 1994), and Test of Achievement in Basic Skills (Jimison, 1990). The effects of small-group learning on achievement were significantly greater when measured with instructor-made exams or grades ($d = 0.59$) than with the standard instruments ($d = 0.33$).

Finally, we took a more nuanced look at types of attitudes, including data from seven samples on attitudes toward learning SMET material, six on self-esteem, and three on motivation to achieve. Standard instruments employed to measure attitudes toward learning SMET material included the Revised Science Attitude Scale (Hall, 1992) and the Attitude toward Mathematics Test (Valentino, 1988). Standard measures of self-esteem were collected with the Mathematics Attitude Inventory (Shearn & Davidson, 1989) and the Mathematics Anxiety Rating Scale (Valentino, 1988). Pisani (1994) employed items reflecting students' quality of effort from the College Student Experience Questionnaire to measure students' motivation to achieve. Other attitudinal measures were based on instructor-made surveys. Although small-group work among students had significant and positive effects on students' attitudes toward learning the material

($d = 0.56$) and their self-esteem ($d = 0.61$), the effect on their motivation to achieve ($d = 0.18$) was one of only two nonsignificant results of small-group work that we report in this study.

Discussion and Conclusions

Robust Main Effects

The results of the meta-analysis suggest that small-group learning has statistically significant and positive effects on undergraduates in SMET courses and programs. Evaluating the practical significance of the effects requires additional interpretation, however. As Rosenthal (1994) suggests, “neither experienced behavioral researchers nor experienced statisticians [have] had a good intuitive feel for the practical meaning of common effect size estimators . . .” (p. 242). Researchers in education and other fields continue to discuss how to evaluate the practical significance of an effect size. Cohen (1988) recommends that $d = 0.20$ (small effect), $d = 0.50$ (moderate effect), and $d = 0.80$ (large effect) serve as general guidelines across disciplines. Within education, conventional measures of the practical significance of an effect size range from 0.25 (e.g., Tallmadge, 1977) to 0.50 (Rossi & Wright, 1977). Many education researchers (e.g., Gall, Borg, & Gall, 1996) consider an effect size of 0.33 as the minimum to establish practical significance. Others (e.g., Wolf, 1986) suggest consulting general guidelines first, followed by comparisons with conceptually related effects found in the professional literature. We do both.

Average main effect sizes are consistently around half a standard deviation, exceeding most findings in comparable reviews of educational innovations. Based on a synthesis of more than 300 meta-analyses, the average effect of classroom-based educational interventions on student achievement is 0.40 (Hattie, Marsh, Neill, & Richards, 1997). The 0.51 effect of small-group learning on achievement reported in this study would move a student from the 50th percentile to the 70th on a standardized (norm-referenced) test. Similarly, a 0.46 effect on students’ persistence is enough to reduce attrition from SMET courses and programs by 22%.⁷ The 0.55 effect on students’ attitudes far exceeds the average effect of 0.28 (Hattie et al., 1997) for classroom-based educational interventions on affective outcome measures. Even if these large effects could be attributed primarily to greater expectations and efforts accompanying the novelty of most educational innovations (reported by Walberg, 1984, as an estimated average effect of 0.28), this possibility does not represent a major criticism of small-group learning. Indeed, one might consider any educational program or practice that can achieve such high effects as worthwhile.

Further evidence of the robustness of the effects is found in the small differences between unweighted and weighted, redundant and nonredundant effect sizes. These small differences suggest that the effects are not unduly influenced by a few unrepresentative studies. In addition, the independent samples that we analyzed are based on responses from a large number of students: 3,471 on achievement, 2,014 on persistence, and 1,293 on attitudes. (Some respondents are counted for two or three outcomes.) Importantly, *all* average effect sizes are positive and only two, achievement at two-year colleges (based on responses

from 276 students) and motivation to achieve (based on responses from 483 students), are not statistically significant.

Moderators of Small-Group Learning Effects

Methodological factors

We present our moderator analyses as exploratory because of the relatively small number of independent samples involved. Overall, our analyses of the methodological moderators support the robustness of the effects of small-group learning on achievement, persistence, and attitudes. We did not analyze moderators for the persistence data because the homogeneous variance suggests that their distribution can reasonably be attributed to chance or sampling error alone. For achievement-related outcomes, however, the difference in results between two-sample and one-sample studies is consistent with the proposition that studies with enhanced research designs report greater effects of small-group learning.

A common criticism of meta-analysis relates to bias resulting from the undue influence of statistically significant results reported in journals over unpublished reports of statistically nonsignificant results, the latter of which frequently are not submitted to or accepted by journal editors because they are not considered newsworthy. We were able to measure publication bias because we reviewed both published and unpublished research reports. Publication bias was evident in studies of attitudes, but not of achievement. One might interpret this result as suggesting that journal editors and reviewers are not biased toward reporting predominantly significant and positive results of small-group learning on students' achievement, but, at the same time, are somewhat biased toward reporting predominantly significant and positive results of small-group learning on students' attitudes. Alternately, the quantitative data required for meta-analysis may reflect students' ambivalence toward learning in unfamiliar ways. Any conclusions should be regarded as tentative, however, because our analysis includes only four studies of attitudes reported in journals. Effect sizes not reported in journals, including achievement-related effects from 20 independent samples encompassing 1,305 students, were significant and positive on average.

In general, our data support the inference of robust effects across the disciplines. No significant differences on achievement-related outcomes for students in different fields of study are apparent. Based on analyses of a relatively small number of samples, the positive effects of small-group learning on students' attitudes in the sciences appear to be somewhat greater than those in other SMET fields. Substantive interpretations of potentially different effects by aggregated SMET fields of study (science, mathematics, engineering, and technology—represented by allied health) are difficult, however, without additional data related to the types of tasks on which group members work and the working relationship among the group members.

Effects on achievement in studies that identified the investigator as the small-group instructor were greater than in studies that did not. Still, the average effect sizes for both groups were positive and significant. At least two explanations are possible. One is that investigators who also served as instructors may have biased the research results toward their expectations. Alternately, investigators may have tended to implement small-group learning procedures some-

what more effectively than their counterparts. These two explanations are not mutually exclusive.

Groups of students

Our analyses of the effects of small-group learning on different groups of students produced significant and positive results for achievement-related outcomes. The effects were consistent for the different groups we studied and did not vary significantly between men and women; SMET majors, preservice teachers, and other nonmajors; or first-year and other students. These general effects are particularly important because they suggest that some small-group work is more effective than purely lecture-based instruction in the gateway courses taken by majors who strive toward SMET professions, to preservice teachers who aspire to convey the excitement of SMET to students, and to other nonmajors who hope to gain SMET literacy. In addition, the positive effects of small-group learning were significantly greater for members of underrepresented groups (African Americans and Latinas/os).

Small-group work also led to more favorable attitudes between men and women; SMET majors and preservice teachers; first-year and other students. More favorable attitudes were especially evident in groups of women. These results are particularly important given widespread efforts among policymakers and practitioners to develop favorable attitudes toward SMET among all students.

Small-group learning procedures.

We found no significant differences in the positive effects of cooperative, collaborative, or mixed forms of small-group learning on students' achievement. One might interpret this result as supporting the conclusion that "any movement in the direction of getting students more actively involved should be commended, not faulted, if one or more elements of a certain technique are not executed according to dogma" (Cooper & Robinson, 1998, p. 386). We also found that out-of-class meetings (typically study sessions) have greater effects on students' achievement than in-class collaboration, and in-class collaboration has more favorable effects on students' attitudes than out-of-class meetings. Various procedures for assigning students to groups do not seem to have significantly different effects on student achievement. The analysis suggests that the more time students spend working in groups, the more favorable their learning-related attitudes become.

Outcome measures

The effects of small-group learning were moderated by the way that achievement was assessed and the type of attitude measured. Significantly greater average effects sizes were apparent when achievement was measured by instructor-made exams or grades than when achievement was measured with more standard tests. The general lack of detailed descriptions of the assessment instruments and the types of tasks associated with each assessment in the research reports that we analyzed impede clarity on questions of why this occurred, however.

One possible interpretation is that instructor-made exams and grades are not as objective in assessing student learning as more standard instruments. This interpretation is consistent with the proposition that investigators who also

served as instructors may have biased the research results toward their expectations. Another is that the standard tests used in these studies, such as the Test of Achievement in Basic Skills (Jimison, 1990), may tend to assess content knowledge rather than higher-order thinking skills and problem-solving ability. Research reviews (e.g., Cohen, 1994; Pascarella & Terenzini, 1991) suggest that less constrained interactions or more frequent discussions between students and faculty or among students lead to greater higher-order thinking or problem-solving ability, but not necessarily to greater content knowledge.

Finally, the finding that small-group learning leads to greater self-esteem among college students is consistent with previous research (e.g., Johnson et al., 1991a, 1991b). Small-group learning also leads to more favorable attitudes toward learning the material. Perhaps the nonsignificant effect of small-group learning on students' motivation to achieve reflects the need for more effective implementation of one or more of the motivation-enhancing procedures associated with cooperative learning (Johnson & Johnson, 1989; Johnson et al., 1991a, 1991b) under some conditions. This interpretation is consistent with the results of Walberg's (1984) research synthesis suggesting that cooperative learning produces average effect sizes of 0.76 on student learning outcomes—an effect considerably larger than most reported in this study. Alternately, the measures of motivation to achieve in these studies might reflect relatively stable personality traits that are not as amenable to change through short-term (e.g., semester-long) interventions as are other attitudes toward learning.

Limitations of the Study

The meta-analysis is limited in a number of ways. Perhaps its greatest limitation is closely related to its greatest strength. By including only field studies, the analysis gains ecological validity (reflecting teaching and learning in realistic contexts), but sacrifices some internal validity relative to more controlled laboratory studies. Consequently, the main effects of various small-group learning methods can be generalized with a great deal of confidence, although opportunities for comparing the relative effectiveness of the full range of small-group learning practices (i.e., to what extent were specific cooperative learning procedures applied?) on different groups of students in various settings are more limited. Analyses of laboratory studies and of studies that compare two or more small-group learning methods might provide greater clarity on the impact of different small-group learning procedures. Four studies included in this meta-analysis also offer contrasts of the effects of two or more small-group learning methods: Borresen (1990), O'Brien and Peters (1994), Shearn and Davidson (1989), and Smith (1984). We also found four additional field studies that only contrast the effects of various small-group learning methods with one another: Burron, James, and Ambrosio (1993); Rice and Gabel (1990); Smith, Johnson, and Johnson (1984); Watson and Marshall (1995). These and similar studies could be synthesized in future research.

Our analyses of moderators of small-group work were also limited somewhat by relatively small samples. We conducted moderator analyses only when sufficient data were available. We identified all of our conclusions based on the moderator analyses that we conducted as tentative pending further investigation. Moreover, primarily because of the breadth of our focus on effectiveness,

we did not attempt to analyze issues of efficiency (e.g., time and expense preparing lessons) or other barriers (e.g., faculty reward structures or lack of resources) to broader implementation of small-group learning. These issues have been addressed by the National Science Foundation (1996) and warrant continued investigation.

Implications for Theory, Research, Policy, and Practice

Despite its limitations, this meta-analysis has important implications. The results suggest that small-group learning is effective in undergraduate SMET courses and programs and support more widespread implementation of small-group learning in undergraduate SMET. Students who learn in small groups generally demonstrate greater academic achievement, express more favorable attitudes toward learning, and persist through SMET courses or programs to a greater extent than their more traditionally taught counterparts. The reported effects are relatively large in research on educational innovation and have a great deal of practical significance.

Results of the analyses of student groups have particularly important implications for policy and practice because they are consistent with the proposition that small-group work is warranted in SMET courses and programs, and that effective alternatives to purely lecture-based instruction are readily available. In addition, the results suggest that small-group learning may have particularly large effects on the academic achievement of members of underrepresented groups and the learning-related attitudes of women and preservice teachers. Moreover, our analysis of small-group learning procedures suggests that greater time spent working in groups leads to more favorable attitudes among students in general and that even minimal group work can have positive effects on student achievement. Furthermore, small-group learning can reduce attrition in SMET courses and programs substantially. The 22% difference in attrition that we report is based on data from various groups of students, from multiple postsecondary institutions, reflecting vastly divergent forms of small-group work.

One important next step is to forge stronger links between learning theory and practice. Although research indicates that small-group learning has significant effects, we do not have a unified theoretical basis for understanding how and why that is the case (Gamson, 1994). Much work remains to move beyond a "black box" approach and to gain a greater understanding of how and why small-group learning is effective (Cohen, 1994; Hertz-Lazarowitz, Benveniste Kirkus, & Miller, 1992; O'Donnell & Dansereau, 1992). A great deal of research conducted in the psychology laboratory could inform these analyses. Indeed, the necessity for a theoretical foundation for practice is supported by research (e.g., Johnson & Johnson, 1989; Woolfolk Hoy & Tschannen-Moran, 1999) suggesting that faculty are likely to abandon instructional innovations when initial problems occur if they are not familiar with the theories behind their implementation. Yet knowledge of theory alone is not enough to inform practice. Practitioners must be adept at understanding nuances of situations to determine when a principle actually is applicable. Resources available for practitioners are listed in an annotated bibliography published by the National Institute for Science Education (Cooper & Robinson, 1997).

From our viewpoint, work toward improving learning in undergraduate SMET

should increasingly involve researchers and practitioners sharing diverse perspectives and comparing data collected and analyzed through various methods. The burgeoning literature on innovation in science education (e.g., McNeal & D'Avanzo, 1997; Mintzes, Wandersee, & Novak, 1998) reflects a positive trend toward constructive change. We hope for bridges between practitioners of different small-group learning methods and links among researchers who work with quantitative and qualitative methods. Perhaps the most important component of future analyses is the need for more detailed descriptions of small-group processes or procedures by investigators or instructors who report research on the effects of their work. What was done that can be replicated? A second important component is the need for more detailed descriptions of the type of task in which students were involved. Was the task structured, with predefined procedures leading to a single answer; or open-ended, with several possible paths toward more than one acceptable outcome? A third factor is the need for more authentic assessment of higher-order thinking and problem solving. Fourth, more comparisons of the effects of various forms of small-group learning are needed. Fifth, reporting grading procedures would help future analyses a great deal. Were students graded on a curve or through criterion-based measures? Sixth, research on the moderators of small-group learning on college students based on achievement level is needed. Is small-group learning effective in general (as suggested by this study) or could it have differential effects on high- or low-achieving students. Seventh, questions of efficiency need to be addressed as well as questions of effectiveness. What are potential barriers to more widespread implementation of small-group learning and how might they be surmounted?

The primary challenge, however, is in moving from analysis to action. The magnitude of the effects reported in this study exceeds most findings in comparable reviews of research on educational innovations and supports more widespread implementation of small-group learning in undergraduate SMET. Small-group learning is clearly successful in a great variety of forms and settings and holds considerable promise for improving undergraduate SMET education. As recommended by the National Research Council (1996), "Innovations and successes in education need to spread with the speed and efficiency of new research results" (pp. 5-6). Effective action will require bridges among policymakers at national, state, institutional, and departmental levels and between practitioners and scholars across the disciplines. Through collaboration among representatives of these diverse groups, progress can be made toward promoting broader implementation of small-group learning.

Notes

The authors wish to thank the following reviewers for their helpful comments on earlier drafts of this manuscript: James Cooper, Roger Johnson, Karl Smith, Andrew Porter, Jeffery Braden, Clifton Conrad, and all the participants in the National Institute for Science Education's 1997 Review Panel on Cooperative Learning. This research was previously presented at the 1997 meeting of the Association for the Study of Higher Education, Albuquerque, NM.

¹ In addition to the number of participants in experimental and control groups, qualified studies report either means and standard deviations, chi-square statis-

tics, F ratio, t value, r -index, p value, or z score.

² Unless otherwise noted, average refers to the mean.

³ Each independent effect size was multiplied by the inverse of its variance, then the sum of these products was divided by the sum of the inverses.

⁴ In the weighted procedure, the nonredundant effect is weighted by the inverse of its variance. Thus, the sample contributes only one effect size weighted proportionally to its sample size. In an analysis that examined the effects of small-group learning on separate findings however, this sample contributes one effect estimate to each of the two calculations. Thus, the shifting unit approach retains as much data as possible while holding to a minimum any violation of the assumption that the data points are independent.

⁵ Studies dated 1980 or later were excluded as follows: 199 (52.0%) did not involve research (including conceptual papers and classroom resources), 92 (24.0%) did not report sufficient quantitative data to estimate effect sizes (including qualitative investigations), 37 (9.7%) were conducted in psychology laboratories, 12 (3.1%) were conducted outside accredited postsecondary institutions in North America, and 4 (1.0%) compared one or more small-group learning methods with each other.

⁶ Persistence was defined as successful completion of a course or program, and was operationalized in five independent samples with a course grade of C or better, two independent samples with a course grade of D or better, and three independent samples with retention in a program from one to two-and-a-half years.

⁷ This figure was derived by transforming the d -index effect size to an r -index (Cooper, 1989, p. 105) and the r -index to a binomial effect size (Rosenthal & Rubin, 1982, p. 167).

References

* indicates study included in meta-analysis

- American Association for the Advancement of Science. (1989). *Science for all Americans: Project 2061*. New York: Oxford University Press.
- American Association for the Advancement of Science. (1990). *The liberal art of science: Agenda for action*. Washington, DC: American Association for the Advancement of Science.
- Arch, S. (1998). How to teach science. *Science*, 279, 1869.
- Aronson, E., Blaney, N., Stephan, C., Sikes, J., & Snapp, M. (1978). *The jigsaw classroom*. Beverly Hills, CA: Sage.
- *Baker, L. J. (1995). The effect of cooperative study groups on achievement of college-level computer science programming students (Doctoral dissertation, University of Texas at Austin). *UMI Dissertation International*, No. 9534716.
- *Basili, P. A., & Sanford, J. P. (1988). Conceptual change strategies within cooperative groups of community college chemistry students: An experiment (Doctoral dissertation, University of Maryland). *Dissertation Abstracts International* A-52(7).
- Belenky, M., Clinchy, B., Goldberger, N., & Tarule, J. (1986). *Women's ways of knowing*. New York: Basic Books.
- *Bonsangue, M. (1991). *Achievement effects of collaborative learning in introductory statistics: A time series residual analysis*. Paper presented at the joint annual meeting of the Mathematical Association of America/The American

Mathematical Society, San Francisco, CA.

- *Bonsangue, M. (1994). An efficacy study of the calculus workshop model. *Research in Collegiate Mathematics Education*, 1(1), 1-19.
- *Borresen, C. R. (1990). Success in introductory statistics with small groups. *College Teaching*, 38(1), 26-82.
- Boyer Commission on Educating Undergraduates in the Research University (1998). *Reinventing undergraduate education: A blueprint for America's research universities*. Princeton, NJ: Carnegie Foundation for the Advancement of Teaching.
- Burron, B. James, M. L., & Ambrosio, A. L. (1993). The effects of cooperative learning in a physical science course for elementary/middle level preservice teachers. *Journal of Research in Science Teaching*, 30(7), 697-707.
- Cohen, E. G. (1994). Restructuring the classroom: Conditions for productive small groups. *Review of Educational Research*, 64(1), 1-35.
- Cohen, J. (1988). *Statistical power analysis for the behavioral sciences*. (Second edition). Hillsdale, NJ: Erlbaum.
- Cooper, H. (1989). *Integrating research: A guide for literature reviews*. Newbury Park, CA: Sage.
- Cooper, J., & Mueck, R. (1990). Student involvement in learning: Cooperative learning and college instruction. *Journal on Excellence in College Teaching*, 1(1), 68-76
- Cooper, J., & Robinson, P. (1997). *Annotated bibliography of science, mathematics, engineering, and technology resources in higher education*. (Occasional Paper No. 6). Madison, WI: National Institute for Science Education.
- Cooper, J., & Robinson, P. (1998). Small group instruction in science, mathematics, engineering, and technology: A discipline status report and teaching agenda for the future. *Journal of College Science Teaching*, 27(6), 383-388.
- Cuseo, J. (1992). Collaborative and cooperative learning in higher education: A proposed taxonomy. *Cooperative learning and college teaching*, 2, 2-5.
- Dansereau, D. F. (1988). *Cooperative learning strategies*. In C. E. Weinstein, E. T. Goetz, & P. A. Alexander (Eds.), *Learning and study strategies: Issues in assessment, instruction, and evaluation* (pp. 103-120). New York: Academic Press.
- *DeClute, J., & Ladyshewsky, R. (1993). Enhancing clinical competence using a collaborative clinical education model. *Physical Therapy*, 73(10), 683-97.
- *Dees, R. L. (1991). The role of cooperative learning in increasing problem-solving ability in a college remedial course. *Journal for Research in Mathematics Education*, 22(5), 409-21.
- Deutsch, M. (1949). *A theory of cooperation and competition*. *Human Relations*, 2, 129-152.
- Dewey, J. (1943). *The school and society* (Rev. ed.). Chicago: University of Chicago Press.
- Ellis, A. K., & Fouts, J. T. (1997). *Research on educational innovations*. (Second edition). Larchmont, NY: Eye on Education.
- *Frierson, H. T. (1986). Two intervention methods: Effects on groups of predominantly black nursing students' board scores. *Journal of Research and Development in Education*, 19(3), 18-23.
- *Frierson, H. T. (1987). Academic performance in predominantly black nursing classes: Effects associated with intervention designed for standardized test preparation. *Journal of Research and Development in Education*, 20(3), 37-40.
- Gall, M. D., Borg, W. R., & Gall, J. P. (1996). *Educational research*. (Sixth edition). White Plains, NY: Longman.
- Gamson, Z. F. (1994). *Collaborative learning comes of age*. In S. Kadel & J. A. Keehner (Eds.), *Collaborative learning: A sourcebook for higher education* (Vol. 2, pp. 5-17). University Park: The Pennsylvania State University, Na-

- tional Center on Postsecondary Teaching, Learning, and Assessment.
- *Ganter, S. L. (1994). The importance of empirical evaluations of mathematics programs: A case from the calculus reform movement. *Focus on Learning Problems in Mathematics*, 16(2), 1-19.
- *Giraud, G. (1996). *Cooperative learning and statistics instruction*. Unpublished manuscript, University of Nebraska at Lincoln.
- Glass, G. V., McGaw, B., & Smith, M. L. (1981) *Meta-analysis in social research*. Beverly Hills, CA; Sage.
- *Hall, D. A. (1992). The influence of an innovative activity-centered biology program on attitudes toward science teaching among preservice elementary teachers. *School Science & Mathematics*, 95(5), 239-242.
- Hall, J. A., Rosenthal, R., Tickle-Degnen, L., & Mosteller, F. (1994). *Hypotheses and problems in research synthesis*. In H. Cooper & L. V. Hedges (Eds.). The handbook of research synthesis. New York: Russell Sage Foundation.
- *Hanshaw, L.G. (1982). Test anxiety, self-concept, and the test performance of students paired for testing and the same students working alone. *Science Education*, 66(1), 15-24.
- *Harding, R.F. & Fletcher, R.K. (1994, November). *Effectiveness of variations in collaborative cooperative learning in RDS mathematics classes*. Paper presented at the annual meeting of the Tennessee Academy of Science, Nashville.
- Hattie, J. A., Marsh, H. W., Neill, J. T., & Richards, G. E. (1997). Adventure education and Outward Bound: Out-of-class experiences that make a lasting difference. *Review of Educational Research*, 67(1), 43-87.
- Hedges, L. V., & Olkin, I. (1985). *Statistical methods for meta-analysis*. Orlando, FL: Academic Press.
- Hertz-Lazarowitz, R. (1989). Cooperation and helping in the classroom. A contextual approach. *International Journal of Educational Research*, 13, 113-119.
- Hertz-Lazarowitz, R., Benveniste Kirkus, V., & Miller, N. (1992). *Implications of current research on cooperative interaction for classroom application*. In R. Hertz-Lazarowitz & N. Miller (Eds.), *Interaction in cooperative groups: The theoretical anatomy of group learning* (pp. 53-280). New York: Cambridge University Press.
- *Iwasiw, C. L., & Goldenberg, D. (1993). Peer teaching among nursing students in the clinical area: Effects on student learning. *Journal of Advanced Nursing*, 18, 659-668.
- *Jimison, L. D. (1990). A study to investigate the effect of cooperative group learning on selected cognitive and affective outcomes for preservice elementary teachers in a mathematics methods class (Doctoral dissertation, Oklahoma State University, 1990). *Dissertation Abstracts International*, 52(01).
- Johnson, D., & Johnson, R. (1985). Classroom conflict: Controversy versus debate in learning groups. *American Educational Research Journal*, 22, 237-256
- Johnson, D. W., & Johnson, R. T. (1989). *Cooperation and competition: Theory and research*. Edina, MN: Interaction Book Company
- Johnson, D. W., Johnson, R. T., & Smith, K. (1991a). *Active learning: Cooperation in the college classroom*. Edina, MN: Interaction Book Company.
- Johnson, D. W., Johnson, R. T., & Smith, K. (1991b). *Cooperative learning: Increasing college faculty instructional productivity (ASHE-ERIC Higher Education Report No. 4)*. Washington, DC: The George Washington University, School of Education and Human Development.
- Johnson, D. W., Maruyama, G., Johnson, R., Nelson, D., & Skon, L. (1981). Effects of cooperative, competitive, and individual goal structure on achievement: A meta-analysis. *Psychological Bulletin*, 89, 47-62.
- *Johnson, S. D., & Fischbach, R. M. (1992). *Teaching problem solving and*

- technical mathematics through cognitive apprenticeship at the community college level.* (Report -NCRVE-MDS- No. 468). Berkeley, CA: National Center for Research on Vocational Education. (ERIC Document Reproduction Services No. ED 352455)
- *Jones, D. J., & Brickner, D. (1996). Implementation of cooperative learning in a large-enrollment basic mechanics course. *American Society for Engineering Education Annual Conference Proceedings.*
- *Kacer, B., Rocklin, T. & Weinholtz, D. (1990). Individual versus small group instruction of computer applications: A quantitative and qualitative comparison. Unpublished manuscript.
- Kagan, S. (1994). *Cooperative learning.* San Juan Capistrano, CA: Resources for Teachers.
- *Keeler, C. M., & Anson, R. (1995). An assessment of cooperative learning used for basic computer skills instruction in the college classroom. *Journal of Educational Computing Research, 12*(4), 379-393.
- *Keeler, C. M., & Steinhorst, R. K. (1994). Cooperative learning in statistics. *Teaching Statistics, 16*(3), 81-84.
- *Keeler, C. M., & Voxman, M. (1994). The effect of cooperative learning in remedial freshmen level mathematics. *The AMATYC Review, 16*(1), 37-44.
- *Koch, L.-C. (1992). Revisiting mathematics. *Journal of Developmental Education, 16*(1), 12-18.
- Kohn, A. (1986). *No contest: The case against competition.* Boston: Houghton Mifflin.
- Lewin, K. (1935). *A dynamic theory of personality.* New York: McGraw-Hill.
- *Lovell, T. L., & McKnight, C. K. (1980). The effects of reading instruction on calculus students' problem solving. *Journal of Reading, 23*(4), 305-308.
- *Lundeberg, M. A. (1990). Supplemental instruction in chemistry. *Journal of Research in Science Teaching, 27*(2), 145-155.
- *Lynch, B.L. (1984). Cooperative learning in interdisciplinary education for the allied health professions. *Journal of Allied Health, 13*(2) 83-93.
- Mann, C. C. (1994). Can meta-analysis make policy? *Science, 266,* 960-962.
- *Mehta, J. I. (1993). Cooperative learning in computer programming at the college level. (Doctoral dissertation, University Of Illinois at Chicago, 1993). *Dissertation Abstracts International, 54* (04).
- MacGregor, J. (1992). *Collaborative learning: Reframing the classroom.* In A. S. Goodsell et al. (Eds.), *Collaborative learning: A sourcebook for higher education* (pp. 37-40). University Park: The Pennsylvania State University, National Center on Postsecondary Teaching, Learning, and Assessment.
- Matthews, R. A., Cooper, J. L., Davidson, N., & Hawkes, P. (1995). Building bridges between cooperative and collaborative learning. *Change, 27*(4), 35-40.
- McNeal, A. P., & D'Avanzo, C. (Eds.) (1997). *Student active science: Models of innovation in college science teaching.* Orlando, FL: Harcourt Brace & Company.
- Minorities in science: The pipeline problem. (1992). *Science, 258,* 1175-1237.
- Mintzes, J. J., Wandersee, J. H., & Novak, J. D. (Eds.) (1998). *Teaching science for understanding: A human constructivist view.* San Diego, CA: Academic Press.
- National Commission on Excellence in Education. (1983). *A nation at risk: The imperative for educational reform.* Washington, DC: U.S. Department of Education.
- National Research Council. (1992). *Combining information: Statistical issues and opportunities for research.* Washington, DC: National Academy Press.
- National Research Council. (1995). *National science education standards.* Washington, DC: National Academy Press.

- National Research Council. (1996). *From analysis to action: Undergraduate education in science, mathematics, engineering, and technology*. Washington, DC: National Academy Press.
- National Science Foundation (1996). *Shaping the future: New expectations for undergraduate education in science, mathematics, engineering, and technology*. Washington, DC: Report by the Advisory Committee to the National Science Foundation Directorate for Education and Human Resources.
- National Science Foundation & U.S. Department of Education. (1980). *Science and engineering education for the 1980's and beyond*. Washington, DC: The National Science Foundation.
- Newmann, F., & Thompson, J. A. (1987). *Effects of cooperative learning on achievement in secondary schools: A summary of research*. Madison, WI: University of Wisconsin-Madison, National Center on Effective Secondary Schools.
- Nystrand, M., Gamoran, A., & Heck, M. J. (1991). *Small groups in English: When do they help students and how are they best used?* Madison, WI: University of Wisconsin-Madison, Center on the Organization and Restructuring of Schools.
- *O'Brien, G., & Peters, J. (1994). Effect of four instructional strategies on integrated science process skill achievement of preservice elementary teachers having different cognitive levels. *Journal of Elementary Science Education*, 6(1), 30-45.
- O'Donnell, A. M., & Dansereau, D. F. (1992). *Scripted cooperation in student dyads: A method for analyzing and enhancing academic learning and performance*. In R. Hertz-Lazarowitz & N. Miller (Eds.), *Interaction in cooperative groups: The theoretical anatomy of group learning* (pp. 120-141). New York: Cambridge University Press.
- Okebukola, P. A. (1985). The relative effectiveness of cooperative vs. competitive interaction techniques in strengthening student performance in science classes. *Science Education*, 69, 501-509.
- *Overlock, T. H. (1994). *Comparison of effectiveness of collaborative learning methods and traditional methods in physics classes at Northern Maine Technical College*. East Lansing, MI: National Center for Research on Teacher Learning. (ERIC Document Reproduction Service No. ED 367 394)
- Pascarella, E. T., & Terenzini, P. T. (1991). *How college affects students: Findings and insights from twenty years of research*. San Francisco: Jossey-Bass.
- Piaget, J. (1926). *The language and thought of the child*. New York: Harcourt Brace.
- *Pisani, A. M. (1994). Involvement through cooperative learning: An attempt to increase persistence in the biological sciences. (Doctoral dissertation, University of Illinois at Chicago, 1994), *Dissertation Abstracts International*, 56(01).
- Puma, M. J., Jones, C. C., Rock, D., & Fernandez, R. (1993). *Prospects: The congressionally mandated study of educational growth and opportunity* (Interim Report). Bethesda, MD: Abt Associates.
- Qin, Z., Johnson, D. W., & Johnson, R. W. (1995). Cooperative versus competitive efforts and problem solving. *Review of Educational Research*, 65(2), 129-143.
- *Randolph, W. M. (1992). The effect of cooperative learning on academic achievement in introductory college biology' (Doctoral dissertation, Washington State University, 1992) *Dissertation Abstracts International*, 53(08).
- *Reglin, G. L. (1990). The effects of individualized and cooperative computer assisted instruction on mathematics achievement and mathematics anxiety for prospective teachers. *Journal of Research on Computing in Education*, 22(4), 404-412.
- Rice, D. C., & Gabel, D. L. (1990). *Cooperative learning in a college science course for preservice elementary teachers*. (ERIC Document Reproduction Services No. ED 320 773).
- Rosenthal, R. (1994). *Parametric measures of effect size*. In H. Cooper & L. V. Hedges

- (Eds.). The handbook of research synthesis. New York: Russell Sage Foundation.
- Rosenthal, R., & Rubin, D. B. (1982). A simple, general purpose display of magnitude of experimental effect. *Journal of Educational Psychology*, 74(2), 166-169.
- Rossi, P., & Wright, S. (1977). Evaluation research: An assessment of theory, practice, and politics. *Evaluation Quarterly*, 1, 5-52.
- Seymour, E. (1992). The problem iceberg in science, mathematics, and engineering education: Student explanations for high attrition rates. *Journal of College Science Teaching*, 21(4), 230-238.
- Seymour, E. (1995). The loss of women from science, mathematics, and engineering undergraduate majors: An explanatory account. *Science Education*, 79(4), 437-473.
- Seymour, E., & Hewitt, N. (1997). *Talking about leaving: Why undergraduates leave the sciences*. Boulder, CO: Westview.
- Sharan, S. (Ed.). (1990). *Cooperative learning: Theory and research*. New York: Praeger.
- *Shearn, E., & Davidson, N. (1989). *Use of small-group teaching and cognitive developmental instruction in a mathematics course for prospective elementary school teachers*. Paper presented at the annual meeting of the American Educational Research Association, San Francisco.
- Slavin, R. E. (1992). *When and why does cooperative learning increase achievement? Theoretical and empirical perspectives*. In R. Hertz-Lazarowitz & N. Miller (Eds.), *Interaction in cooperative groups: The theoretical anatomy of group learning* (pp. 145-173). New York: Cambridge University Press.
- Slavin, R. E. (1995). *Cooperative learning: Theory, research, and practice* (2nd ed.). Boston: Allyn & Bacon.
- Slavin, R. E. (1996). Research for the future: Research on cooperative learning and achievement: What we know, what we need to know. *Contemporary Educational Psychology*, 21, 43-69.
- Smith, K., Johnson, D. W., & Johnson, R. (1981). Can conflict be constructive? Controversy versus concurrence seeking in learning groups. *Journal of Educational Psychology*, 73, 651-653.
- Smith, K., Johnson, D. W., & Johnson, R. T. (1984). Effects of controversy on learning in cooperative groups. *Journal of Social Psychology*, 122, 199-209.
- *Smith, M. E., Hinckley, C. C., & Volk, G. L. (1991). Cooperative learning in the undergraduate laboratory. *Journal of Chemical Education*, 68(5), 413-415.
- *Smith, M. J. (1984). *A comparison of cooperative and individualistic learning in associate degree nursing students*. Unpublished doctoral dissertation, University of Minnesota.
- *Springer, L. (1997, April). *Relating concepts and applications through structing* of the American Educational Research Association, Chicago, IL.
- Tallmadge, G. K. (1977). *The joint dissemination review panel ideabook*. Washington, DC: National Institute of Education & U.S. Office of Education.
- Tobias, S. (1990). *They're not dumb, they're different: Stalking the second tier*. Tucson: Research Corporation.
- *Treisman, P. U. (1985). *A study of the mathematics performance of black students at the University of California, Berkeley*. Unpublished doctoral dissertation, University of California Berkeley.
- *Urion, D. K., & Davidson, N. A. (1992). Student achievement in small-group instruction versus teacher-centered instruction in mathematics. *Primus*, 2(3), 257-64.
- *Valentino, V. R. (1988). *A study of achievement, anxiety, and attitude toward mathematics in college algebra students using small-group interaction methods* (Doctoral dissertation, West Virginia University, 1988). *Dissertation Abstracts International*, 50(02).

Vygotsky, L. S. (1978). *Mind in society: The development of higher psychological processes*. (M. Cole et al., Eds.). Cambridge: Harvard University Press.

Walberg, H. J. (1984). Improving the productivity of America's schools. *Educational Leadership*, 41(8), 19-27.

Watson, S. B., & Marshall, J. E. (1995). Effects of cooperative incentives and heterogeneous arrangement on achievement and interaction of cooperative learning groups in a college life science course. *Journal of Research in Science Teaching*, 32(3), 291-299.

Wolf, F. M. (1986). *Meta-analysis: Quantitative methods for research synthesis*. Newbury Park, CA: Sage.

Woolfolk Hoy, A., & Tschannen-Moran, M. (1999). *Implications of cognitive approaches to peer learning for teacher education*. In A. M. O'Donnell & A. King (Eds.), *Cognitive perspectives on peer learning*. Mahwah, NJ: Lawrence Erlbaum.

Authors

LEONARD SPRINGER is Education and Research Consultant, 1303 Chandler Street, Madison, WI 53715; lspring@chorus.net.

MARY ELIZABETH STANNE is Education and Research Consultant, Stillwater, MN.

SAMUEL S. DONOVAN is visiting assistant professor, Department of Biology, Beloit College, Beloit, WI.

Received January 8, 1998
 Revision received June 19, 1998
 Accepted March 30, 1999

APPENDIX
Characteristics of studies in the meta-analysis

First Author	Year	Source	Discipline	Time	Pedagogy	Outcome	Effect
Baker, L.	1995	dissertation	computer science	low	mixed	achievement persistence	0.04 0.36
Basili, P.	1991	journal	chemistry	low	mixed	achievement	0.68
Bonsangue, M.	1991	unpublished	statistics	medium	unknown	achievement	0.54
Bonsangue, M.	1994	journal	mathematics	medium	collaborative	achievement persistence	0.42 0.75
Borresen, C.	1990	journal	statistics	unknown	mixed	achievement	0.87, 0.89
DeClute, J.	1993	journal	physical therapy	unknown	collaborative	achievement	0.28
Jimison, L.	1990	dissertation	mathematics	medium	unknown	achievement	0.77
Johnson, S.	1992	report	mathematics	high	mixed	achievement	0.22
Jones, D.	1996	conferencepaper	engineering	medium	unknown	attitudes	0.24, 0.25
Kacer, B.	1990	unpublished	mathematics	medium	mixed	achievement attitudes	0.16, 0.39, 0.55 0.56

APPENDIX, cont.
Characteristics of studies in the meta-analysis

First Author	Year	Source	Discipline	Time	Pedagogy	Outcome	Effect
Keeler, C.	1994a	journal	statistics	low	mixed	achievement persistence	0.66, 0.82 0.49
Keeler, C.	1994b	journal	mathematics	high	mixed	achievement persistence	0.26 0.09
Keeler, C.	1995	journal	computerscience	high	mixed	achievement attitudes persistence	0.51 0.30 0.90
Koch, L.	1992	journal	mathematics	high	collaborative	achievement persistence	0.65 0.25
Lovelace, T.	1980	journal	mathematics	unknown	collaborative	achievement	0.75
Lundeberg, M.	1990	journal	chemistry	high	cooperative	achievement	0.61
Lynch, B.	1984	journal	allied health	low	mixed	achievement attitudes	0.62 1.02
Mehta, J.	1993	dissertation	mathematics	unknown	cooperative	achievement	0.96
O'Brien, G.	1994	journal	science	unknown	cooperative	achievement	-0.19, 0.28, 0.29, 1.18
Overlock, T.	1994	report	physics	unknown	mixed	achievement	-0.10
Pisani, A.	1994	dissertation	biology	high	collaborative	achievement attitudes	0.44 0.13
Randolph, W.	1992	dissertation	biology	high	mixed	achievement	0.18
Reglin, G.	1990	journal	mathematics	medium	mixed	achievement attitudes	0.85 0.18
Shearn, E.	1989	conference paper	mathematics	high	mixed	achievement attitudes	0.37 0.49
Smith, M. E.	1991	journal	chemistry	low	cooperative	achievement	0.72
Smith, M. J.	1984	dissertation	nursing	low	cooperative	achievement attitudes	-0.22 -0.05
Springer, L.	1997	conference paper	chemistry	high	collaborative	achievement attitudes	0.51 1.46
Treisman, P.	1985	dissertation	mathematics	high	cooperative	achievement persistence	1.02, 1.48 0.37, 0.43
Urion, D.	1992	journal	mathematics	medium	unknown	achievement	0.58
Valentino, V.	1988	dissertation	mathematics	high	cooperative	achievement attitudes persistence	0.20 0.60 0.53