



**smart**  
**protect**  
IPM THEMATIC NETWORK

# Smart traps for vegetable crops

Jonathan De Mey - Inagro

Webinar, 25th April 2023



This project has received funding from the European Union's Horizon 2020 research and innovation programme under grant agreement No. 862563.

# Content

---

- Focus SmartProtect
- Introduction – why smart monitoring?
- Types of monitoring systems
- SmartProtect overview
- Benchmark – SWOT

## Focus SmartProtect

---

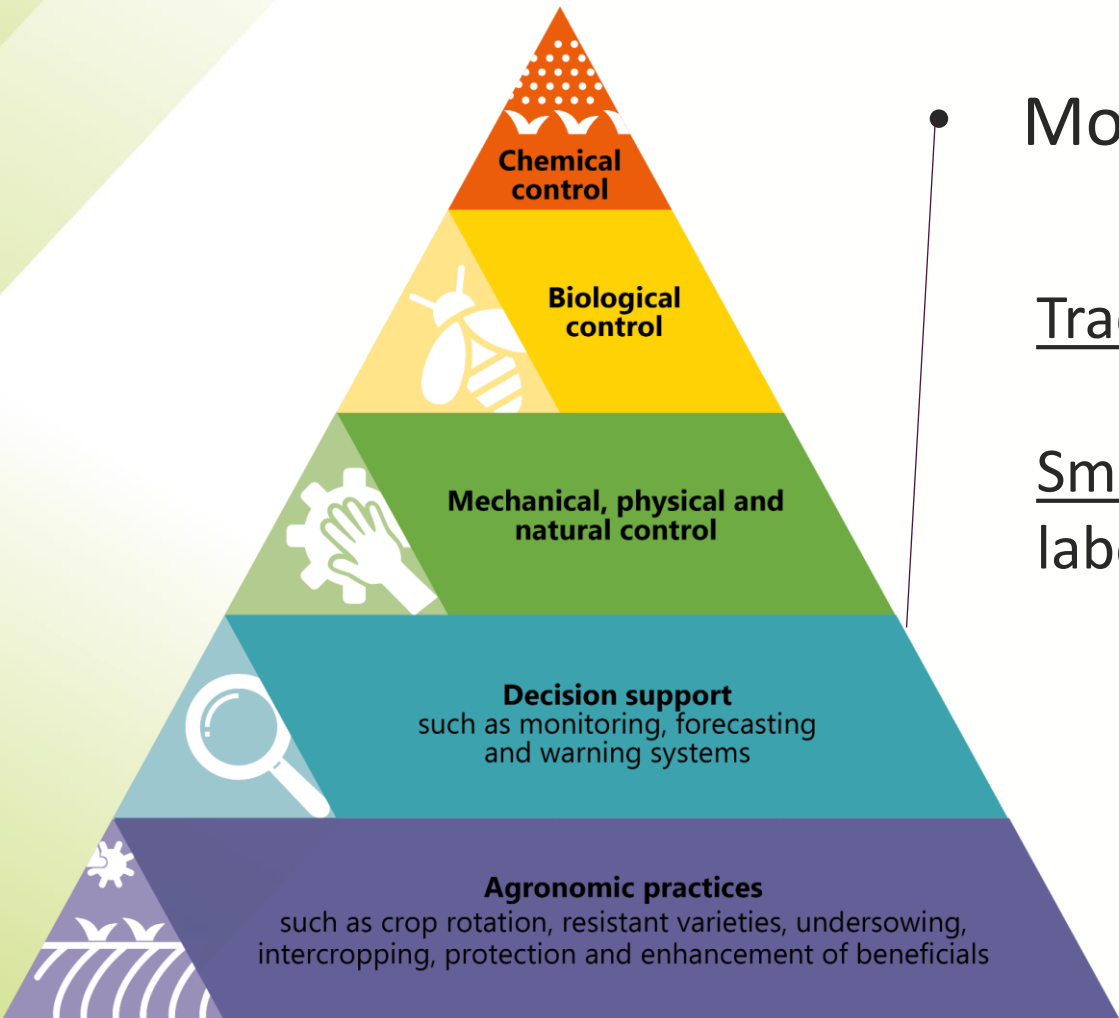
Implementing **SMART IPM** methodologies for innovative  
**vegetable crop** protection

Cross regional knowledge sharing

Crop oriented: brassica's, carrots, alliums, lettuce, cucumber,  
tomato and peppers

Cross pollination outdoor - greenhouse

# Why smart monitoring?



Monitoring as part of a decision support system

Traditional monitoring: limited time and space, logistics

Smart monitoring: increase monitoring frequency, labour savings

# Types of monitoring systems

- Camera sensors (combined with image recognition)
- Acoustic sensors
- Measuring resistance/impedance
- Reflection of electromagnetic spectrum (light, infrared, radio waves, other) (LIDAR, RADAR ...)
- ...
- System with onboard processing vs cloud processing
- Powerful tool combined with forecasting

# Overview

System	Technology	Sensor	Implementation	Production system	Focus	Number of reported pests / system	Focus level of detail	Accuracy
<a href="#">Captrap</a>	Image	Pi camera	Trap	Field	Large	1	Genus, Species	+++
<a href="#">CropVue</a>	Image	Pi camera	Trap	Field	Large	1	Genus, Species	+++
<a href="#">Futurcrop</a>	Image	Smartphone	Sticky plate	Field	Large, Small	Many	Genus, Species	+
KU Leuven	Image	Smartphone	Photobox	Field	Small	Many	Species	+++
<a href="#">Semios</a>	Image	Camera, Weather stations	Trap	Field	Large, Small	Few	Genus, Species	++
<a href="#">Xarvio</a>	Image	Smartphone	Sticky plate	Field	Large, Small	Many	Genus, Species	+
<a href="#">e-Gleek</a>	Image	Pi camera	Sticky plate	Field	Large, Small	Few	Genus, Species	++
<a href="#">Scoutbox</a>	Image	SLR camera	Photobox	Greenhouse	Small	Few	Species	+++
<a href="#">Trapview</a>	Image	Pi camera	Trap	Field	Large	1	Genus, Species	+++
<a href="#">Smapp Lab</a>	Image, Weather	Camera, Weather stations	Trap	Field	Large	1	Species	+++
<a href="#">Faunaphotonics</a>	Wingbeat	Laser	In field sensor	Field	Large, Small	Lots	Genus	+
<a href="#">iMetos iScout</a>	Image	Pi camera	Trap	Fields	Large	Many	Genus	++
<a href="#">Pats-C</a>	Image	Camera	Sensor + Drone	Greenhouse	Large	Few	Species	++
<a href="#">Pats-C/Biobest Trap-Eye</a>	Image	Pi camera	Sticky plate	Greenhouse	Large, Small	Few	Genus, species	++
<a href="#">Spyfly</a>	Image	Camera	Sticky plate	Field	Small	Few	Species	++
<a href="#">EyeTrap</a>	Image	Camera	Sticky plate	Field	Large	Few	Genus	++
<a href="#">iMetos</a>	Weather	T, RH, irradiation	Weather station	Field	Variable	Many	Species	--



# Overview - traps tested at inagro

## CapTrap



Delta trap tested for *Plutella xylostella* (diamondback moth)

Cap2020 offers 3 connected traps designed for trapping different kinds of pests. To count pests, performant algorithms using deep learning are used and integrated into the trap.

- + plug and play out of the box
- + similar design as conventional delta trap
- algoritm for moth not trained
- platform in French

# Overview - traps tested at inagro

## Trapview



Open trap tested for *Plutella xylostella* (diamondback moth)

TRAPVIEW is an automated pest monitoring system that can be used to monitor remotely any kind of insect that can be lured into an insect trap.

- + sticky roll with automatic tweaks
- + bluetooth connection, app and good cloud platform
- bycatch
- some installation work to get it ready



# Overview - traps tested at inagro

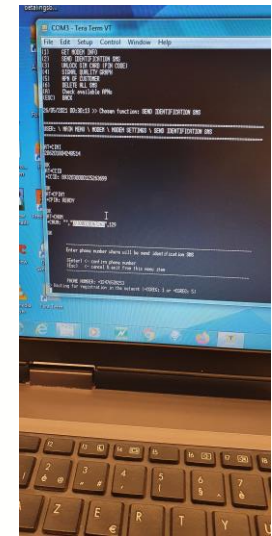
## iScout



Delta like trap tested for *Plutella xylostella* (diamondback moth)

iSCOUT® is an insect trap with integrated electronics (camera system, modem, power source with solar panel) and sticky plate.

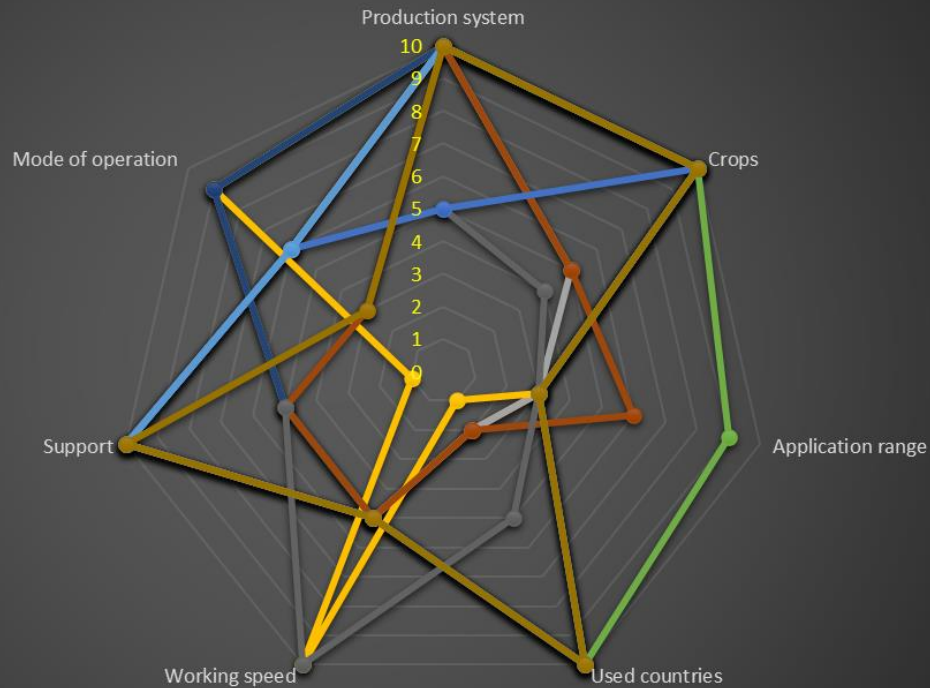
- + expandable system with other sensors
- + good platform
- not plug and play in our case
- battery life



# Benchmarking - theory

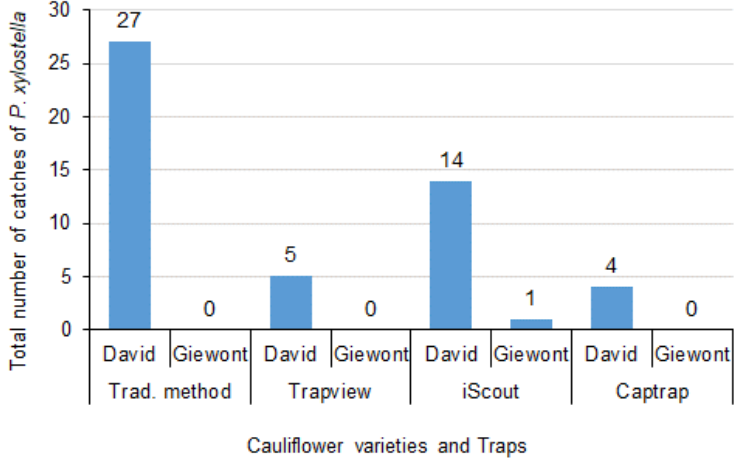
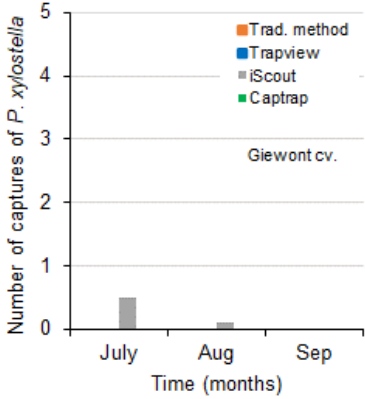
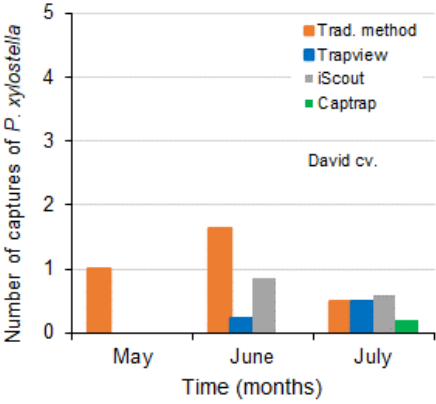
Competitors Radar Chart

- CapTrap
- eGleek
- FaunaPhotonics
- futurcrop
- iSCOUT®
- Natutec Scout app
- Scoutbox
- Semios
- Trapview
- Xarvio Scouting (should also be in crop mon)



- Generalization
- Weighted scoring system
  - Expert opinion
- Limited information

# Benchmarking - practical



# SWOT analysis

---

## Strengths

- S2. Most technologies can be used on a wide variety of crops.
- S6. Most of the technologies can be used in all types of terrain (adaptability of the technology to the terrain).
- S8. Most of the technologies speed up work.
- S9. Great time efficiency.
- S11. Some technologies enable wide-area monitoring.



# SWOT analysis

---

## Weaknesses

W5. Cost of technologies may pose a limitation to purchase by the farmer.

W6. Mistrust – Misinformation (overpromise) given by some of the technologies and not delivering on promises builds distrust in users and impedes adoption of technology among majority of the users.

W7. Some technologies lack of precision - less interest, more mistrust in using these technologies.

W8. Most technologies can monitor only insects and beneficials. There is lack of technologies for smaller pests and diseases.

W11. When using large number of devices on a larger scale, making decisions becomes more complex and difficult. Most technologies do not provide analytical features on a larger scale.



# SWOT analysis

## Opportunities

O2. In most of the countries (EU), there is agricultural funding to finance the purchase of these technologies.

O4. Setting the price of the technology in line with the value added for the grower.

O5. Global agricultural and legislation policies are supporting greener technologies (e.g. EU Green deal).

O6. Price flexibility - dialogue - (possibility to have tailor-made prices - buying interest from farmers).

O7. Growth of alternative/biological PPP market – These PPP require more precise application timing.

O11. Lack of work force in agriculture pushes farmers to optimize workloads – looking for technologies that simplify or reduce work.

# SWOT analysis

## Threats

- T1. Barrier to selling the product in countries using conventional pesticides (e.g. US, Brazil).
- T4. Large multinational companies (especially chemical and seeds companies) are consolidating the technologies (buying smaller companies) making access to technology harder for smaller farmers.
- T5. Long sales cycles of the technology – if beginning of the season is missed, the technology will most likely be adopted only next season.
- T6. Increasing average age of the farmers – Older farmers are less inclined to adopt new technologies.
- T7. Dependence of the farmer on third parties.



# smart protect

IPM THEMATIC NETWORK



[smartprotect-h2020.eu](http://smartprotect-h2020.eu)



@SmartProtectIPM



@SmartprotectIPM



@SmartProtect IPM



This project has received funding from the European Union's Horizon 2020 research and innovation programme under grant agreement No. 862563.



**smart**  
**protect**  
IPM THEMATIC NETWORK

**Thank you!**

Contact:

Jonathan De Mey, [jonathan.demey@inagro.be](mailto:jonathan.demey@inagro.be)



This project has received funding from the European Union's Horizon 2020 research and innovation programme under grant agreement No. 862563.