

OHCAO CARDIAC ARREST OVERVIEW

EMAS 2020

Demographics

8,302

OHCA calls attended



2,893

Patients treated by ambulance service clinicians



OHCA incidence (per 100,000)

All cases
(Age/gender adjusted)



58.6

Males
(Age adjusted)



80.8

Females
(Age adjusted)



39.1

Age of cases

Median Age
70.9yrs
Mean Age
67.1yrs

Age Distribution



1.5%

<15yrs



36.4%

15-64yrs



62.1%

65+yrs

Sex Distribution

64.8%

Median Age
70.6yrs
Mean Age
67.1yrs



35.2%




Median Age
71.4yrs
Mean Age
67.3yrs

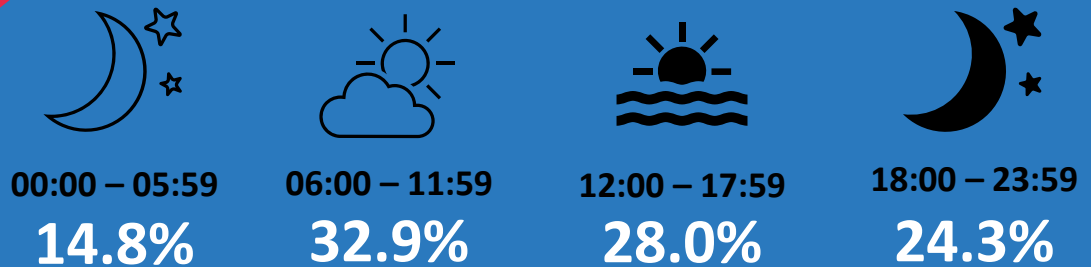
OHCAO CARDIAC ARREST OVERVIEW

EMAS 2020

Where did people have a cardiac arrest?



Time of Day



Median EMS Response time

9.0 mins



*national averages used

90th
percentile time:
20.8
mins



Proportion of cases reached in 7 mins
35.4%


OHCAO CARDIAC ARREST OVERVIEW

EMAS 2020

Aetiology


Presumed cardiac

84.9%*



Trauma

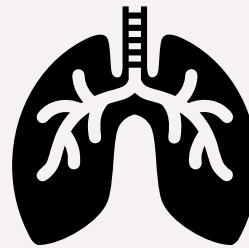
3.5%*



Overdose



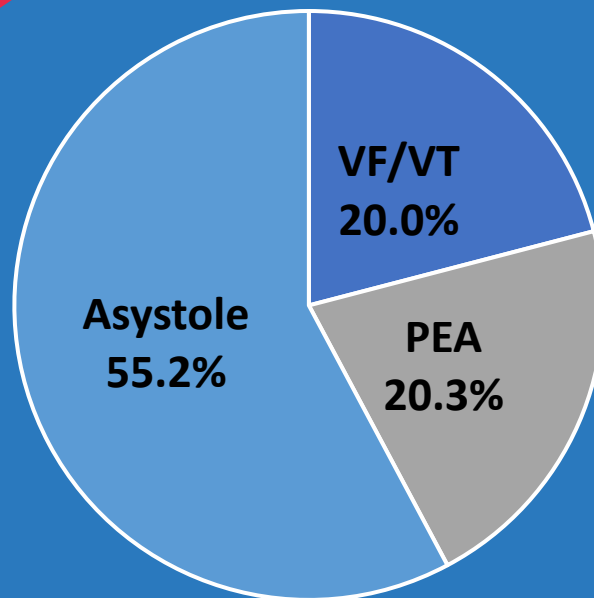
2.0%*



Asphyxia

3.4%*

Initial Rhythm

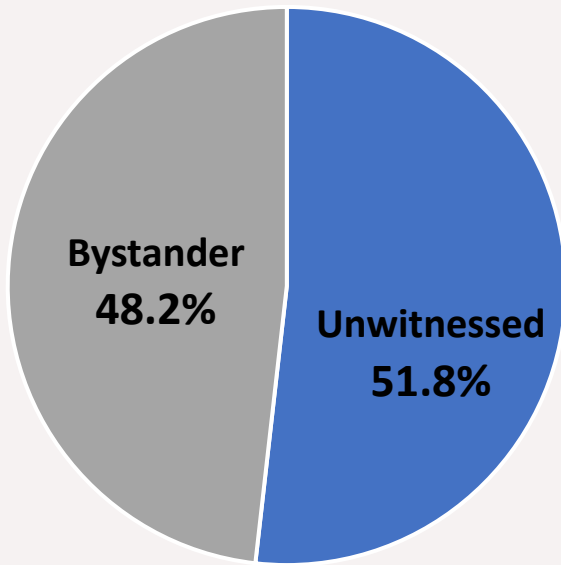


*national averages used

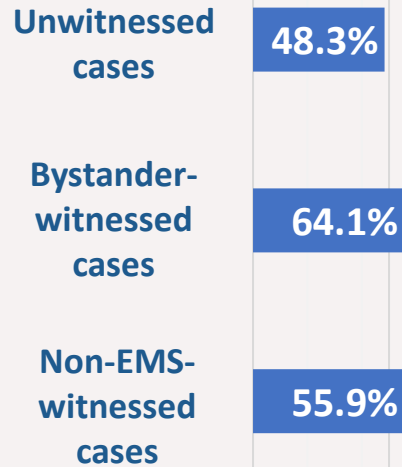
OHCAO CARDIAC ARREST OVERVIEW EMAS 2020

Bystander Interventions

Who witnessed cardiac arrest?



Bystander CPR rates:



*Non-EMS-witnessed cases is the combination of unwitnessed and bystander-witnessed cases


Public Access Defibrillator use

All cases

4.4%*

Bystander witnessed cases

5.4%*



Unwitnessed cases


4.6%*

*national averages used

OHCAO CARDIAC ARREST OVERVIEW EMAS 2020

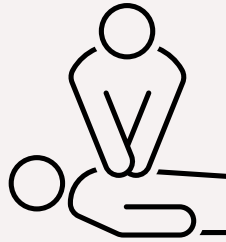
Clinical Outcomes

Declared dead
on scene



57.2%

Admitted with
ongoing CPR



22.0%

Admitted
with ROSC




20.8%

Admitted to
hospital with
ROSC

20.8%

UCG^x

45.8%



Survived to
discharge

6.2%

UCG^x

23.5%

Paramedics
successful in
restarting

601
hearts

176

lives saved

^xUtstein Comparator Group: bystander witnessed, shockable rhythm

OHCAO CARDIAC ARREST OVERVIEW EMAS 2020

Utstein Comparator Group^x Flow Chart

RESUSCITATION ATTEMPTED
N = 2,893

NOT WITNESSED (INC.
NOT RECORDED)
N = 1,500 (51.8%)

BYSTANDER
WITNESSED
N = 1,393 (48.2%)

EMS WITNESSED
N = 0 (0.0%)

INITIAL RHYTHM VF/VT
N = 369 (27.4%)

OTHER RHYTHM
N = 977 (72.6%)

BYSTANDER CPR
N = 273 (74.0%)

BYSTANDER CPR
N = 596 (61.0%)

ROSC NOT
ACHIEVED
N = 164 (44.4%)

ROSC AT ANY TIME
N = 205 (55.6%)

ROSC AT HOSPITAL HANDOVER
N = 169 (45.8%)

OUTCOME DATA
N = 353 (95.7%)

NO OUTCOME DATA
N = 16 (4.3%)

DIED IN HOSPITAL
N = 157 (44.5%)

SURVIVED TO
DISCHARGE
N = 83 (23.5%)

EFFORTS STOPPED
ON SCENE
N = 113 (32.0%)

^xBystander witnessed, shockable rhythm