

# OHCAO CARDIAC ARREST OVERVIEW SECAMB 2020

## Demographics

**8,132**

OHCA calls attended



**2,688**

Patients treated  
by ambulance  
service clinicians



## OHCA incidence (per 100,000)

All cases  
(Age/gender adjusted)



**54.0**

Males  
(Age adjusted)



**76.9**

Females  
(Age adjusted)



**33.6**

## Age of cases

Median Age  
**69.5yrs**  
Mean Age  
**65.8yrs**

## Age Distribution



**1.6%**

<15yrs



**40.5%**

15-64yrs



**57.9%**

65+yrs

## Sex Distribution

**66.4%**

Median Age  
**68.3yrs**  
Mean Age  
**64.9yrs**




**33.6%**

Median Age  
**72.1yrs**  
Mean Age  
**67.5yrs**



# OHCAO CARDIAC ARREST OVERVIEW SECAMB 2020

## Where did people have a cardiac arrest?



## Time of Day



00:00 – 05:59

**13.1%**



06:00 – 11:59

**31.0%**



12:00 – 17:59

**30.6%**



18:00 – 23:59

**25.3%**



Day	SUN	MON	TUE	WED	THU	FRI	SAT
	13.9%	14.5%	12.9%	15.0%	14.9%	14.9%	13.9%

Median EMS  
Response time

**6.8 mins**



\*national averages used

**90th**  
percentile time:  
**15.2**  
mins




Proportion of cases  
reached in 7 mins  
**50.6%**

# OHCAO CARDIAC ARREST OVERVIEW SECAMB 2020

## Aetiology


### Medical

87.9%



### Trauma

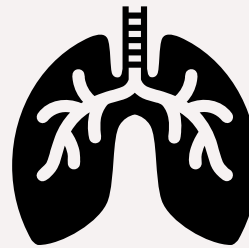
3.7%



### Overdose



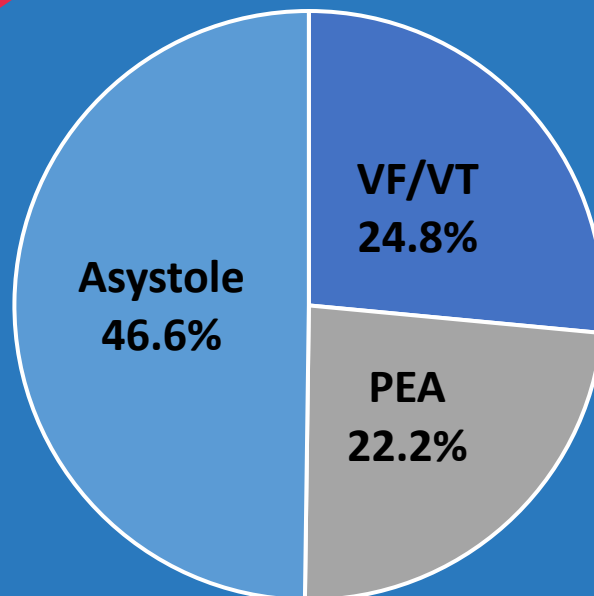
2.2%



### Asphyxia

3.8%

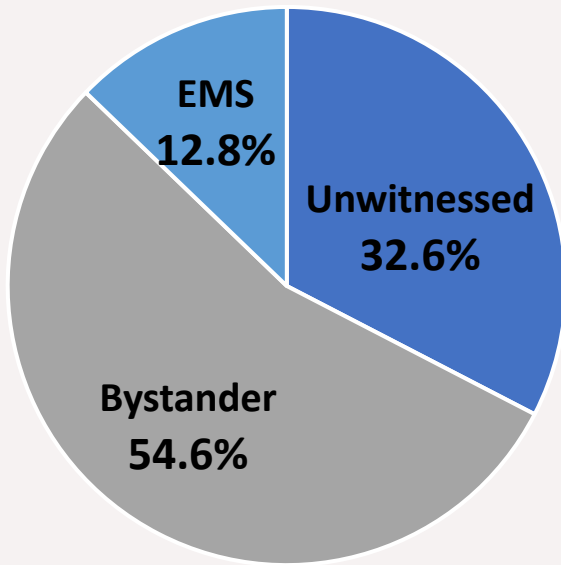
## Initial Rhythm



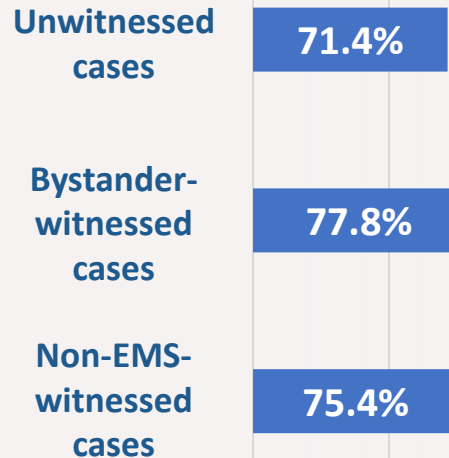
# OHCAO CARDIAC ARREST OVERVIEW SECAMB 2020

## Bystander Interventions

### Who witnessed cardiac arrest?



### Bystander CPR rates:




\*Non-EMS-witnessed cases is the combination of unwitnessed and bystander-witnessed cases

## Public Access Defibrillator use

All cases  
**5.8%**

Bystander witnessed cases  
**7.3%**




Unwitnessed cases  
**5.2%**

# OHCAO CARDIAC ARREST OVERVIEW SECAMB 2020

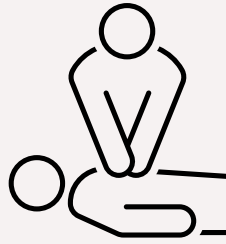
## Clinical Outcomes

Declared dead  
on scene



**70.9%**

Admitted with  
ongoing CPR



**6.1%**

Admitted  
with ROSC




**23.0%**

Admitted to  
hospital with  
ROSC

**23.0%**

UCG<sup>x</sup>

**43.1%**



Survived to  
discharge

**8.6%**

UCG<sup>x</sup>

**22.4%**

Paramedics  
successful in  
restarting

**617**  
hearts

**226**

lives saved

<sup>x</sup>Utstein Comparator Group: bystander witnessed, shockable rhythm

# OHCAO CARDIAC ARREST OVERVIEW SECAMB 2020

## Utstein Comparator Group<sup>x</sup> Flow Chart

RESUSCITATION ATTEMPTED  
N = 2,688

NOT WITNESSED (INC.  
NOT RECORDED)  
N = 877 (32.6%)

BYSTANDER  
WITNESSED  
N = 1,466 (54.6%)

EMS WITNESSED  
N = 345 (12.8%)

INITIAL RHYTHM VF/VT  
N = 485 (33.8%)

OTHER RHYTHM  
N = 949 (66.2%)

BYSTANDER CPR  
N = 419 (86.4%)

BYSTANDER CPR  
N = 698 (73.6%)

ROSC NOT  
ACHIEVED  
N = 221 (45.6%)

ROSC AT ANY TIME  
N = 264 (54.4%)

ROSC AT HOSPITAL HANDOVER  
N = 208 (43.1%)

OUTCOME DATA  
N = 460 (94.8%)

NO OUTCOME DATA  
N = 25 (5.2%)

DIED IN HOSPITAL  
N = 125 (27.2%)

SURVIVED TO  
DISCHARGE  
N = 103 (22.4%)

EFFORTS STOPPED  
ON SCENE  
N = 232 (50.4%)

<sup>x</sup>Bystander witnessed, shockable rhythm