

OHCAO CARDIAC ARREST OVERVIEW SWAST 2020

Demographics

9,867

OHCA calls attended




3,356

Patients treated
by ambulance
service clinicians

OHCA incidence (per 100,000)

All cases
(Age/gender adjusted)



54.2

Males
(Age adjusted)



79.4

Females
(Age adjusted)



31.7

Age of cases

Median Age
70.5yrs
Mean Age
66.3yrs

Age Distribution



1.4%

<15yrs



37.8%

15-64yrs



60.8%

65+yrs

Sex Distribution

68.9%

Median Age
70.1yrs
Mean Age
66.1yrs




31.1%



Median Age
71.3yrs
Mean Age
67.0yrs

OHCAO CARDIAC ARREST OVERVIEW SWAST 2020

Where did people have a cardiac arrest?



Time of Day



00:00 – 05:59

13.0%



06:00 – 11:59

30.2%



12:00 – 17:59

31.7%



18:00 – 23:59

25.1%



Day	SUN	MON	TUE	WED	THU	FRI	SAT
	13.9%	15.0%	14.4%	14.3%	14.4%	14.1%	13.9%

Median EMS
Response time

6.0 mins



90th

percentile time:

15.5 mins



Proportion of cases
reached in 7 mins


58.4%

OHCAO CARDIAC ARREST OVERVIEW SWAST 2020

Aetiology


Medical

87.1%



Trauma

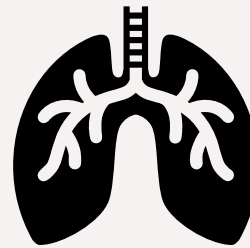
3.8%



Overdose



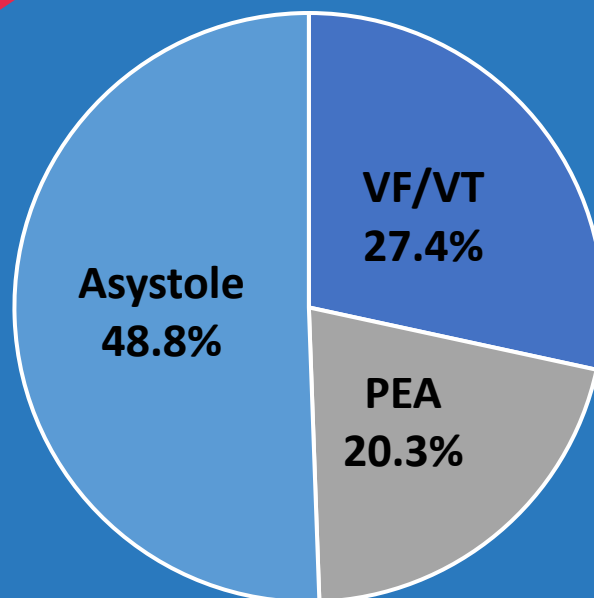
2.1%



Asphyxia

2.4%

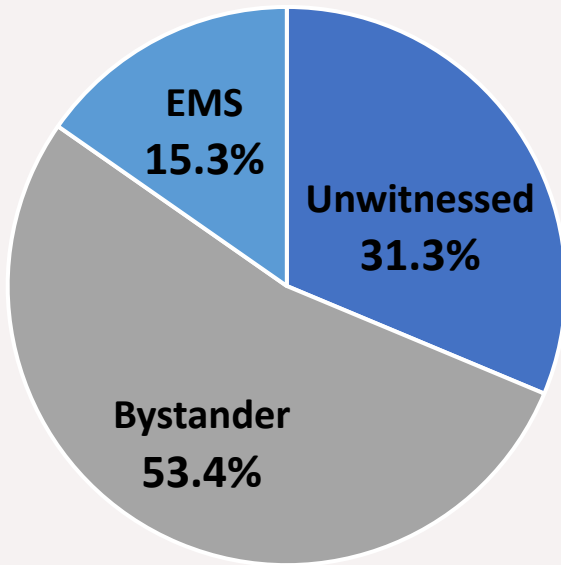
Initial Rhythm



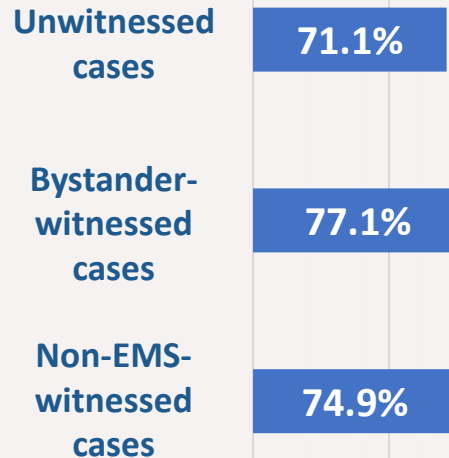
OHCAO CARDIAC ARREST OVERVIEW SWAST 2020

Bystander Interventions

Who witnessed cardiac arrest?



Bystander CPR rates:




*Non-EMS-witnessed cases is the combination of unwitnessed and bystander-witnessed cases

Public Access Defibrillator use

All cases
6.0%

Bystander witnessed cases
6.6%




Unwitnessed cases
7.0%

OHCAO CARDIAC ARREST OVERVIEW SWAST 2020

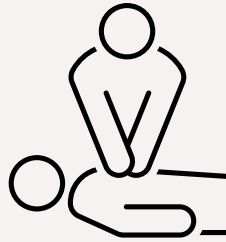
Clinical Outcomes

Declared dead
on scene



44.0%

Admitted with
ongoing CPR



25.6%

Admitted
with ROSC




30.4%

Admitted to
hospital with
ROSC

30.4%

UCG^x

50.2%



Survived to
discharge

11.5%

UCG^x

28.0%

Paramedics
successful in
restarting

1020
hearts

377

lives saved

^xUtstein Comparator Group: bystander witnessed, shockable rhythm

OHCAO CARDIAC ARREST OVERVIEW SWAST 2020

Utstein Comparator Group^x Flow Chart

RESUSCITATION ATTEMPTED
N = 3,356

NOT WITNESSED (INC.
NOT RECORDED)
N = 1,049 (31.3%)

BYSTANDER
WITNESSED
N = 1,794 (53.4%)

EMS WITNESSED
N = 513 (15.3%)

INITIAL RHYTHM VF/VT
N = 569 (32.6%)

OTHER RHYTHM
N = 1,179 (67.4%)

BYSTANDER CPR
N = 466 (81.9%)

BYSTANDER CPR
N = 880 (74.6%)

ROSC NOT
ACHIEVED
N = 243 (42.8%)

ROSC AT ANY TIME
N = 325 (57.2%)

ROSC AT HOSPITAL HANDOVER
N = 285 (50.2%)

OUTCOME DATA
N = 547 (96.1%)

NO OUTCOME DATA
N = 22 (3.9%)

DIED IN HOSPITAL
N = 217 (39.7%)

SURVIVED TO
DISCHARGE
N = 153 (28.0%)

EFFORTS STOPPED
ON SCENE
N = 177 (32.3%)

^xBystander witnessed, shockable rhythm