

OHCAO CARDIAC ARREST OVERVIEW

WMAS 2020

Demographics

11,950

OHCA calls attended



3,808

Patients treated by ambulance service clinicians



OHCA incidence (per 100,000)

All cases
(Age/gender adjusted)



66.3

Males
(Age adjusted)



92.1

Females
(Age adjusted)



43.6

Age of cases

Median Age
70.7yrs
Mean Age
67.4yrs

Age Distribution



1.4%

<15yrs



36.5%

15-64yrs



62.1%

65+yrs

Sex Distribution

64.6%

Median Age
69.7yrs
Mean Age
66.4yrs



35.4%



Median Age
73.1yrs
Mean Age
69.0yrs

OHCAO CARDIAC ARREST OVERVIEW WMAS 2020

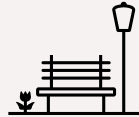
Where did people have a cardiac arrest?

83.8%



Place of residence

8.6%



Public place

1.5%



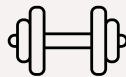
Workplace

0.0%



Place of education

0.4%



Leisure centre

5.7%



Another location

Time of Day



00:00 – 05:59

14.8%



06:00 – 11:59

31.2%



12:00 – 17:59

29.1%



18:00 – 23:59

24.9%



Day

SUN	MON	TUE	WED	THU	FRI	SAT
14.3%	15.2%	14.1%	14.1%	13.5%	13.7%	15.1%

Median EMS
Response time

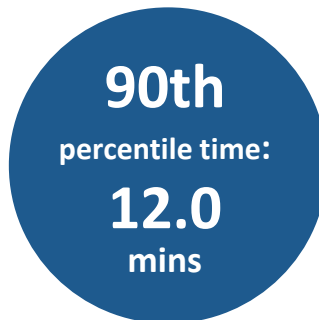
5.2 mins



90th

percentile time:

12.0
mins



Proportion of cases
reached in 7 mins

66.1%


OHCAO CARDIAC ARREST OVERVIEW

WMAS 2020

Aetiology


Medical

92.5%



Trauma

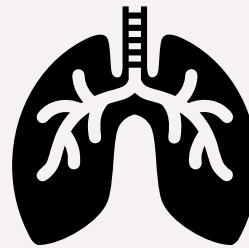
2.7%



Overdose



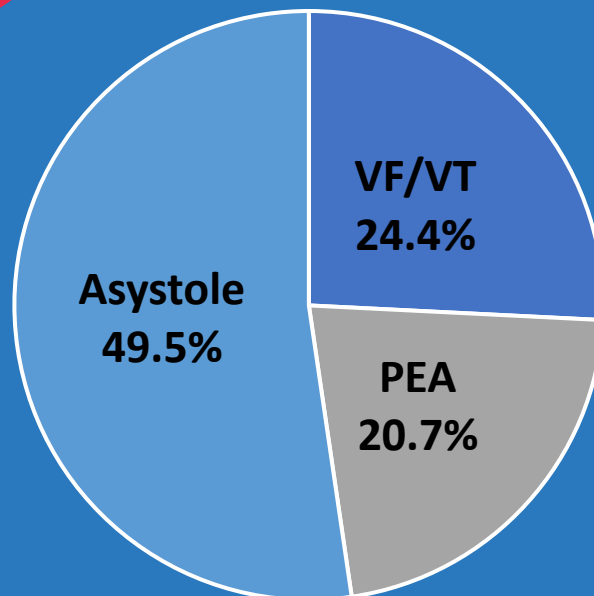
1.7%



Asphyxia

2.9%

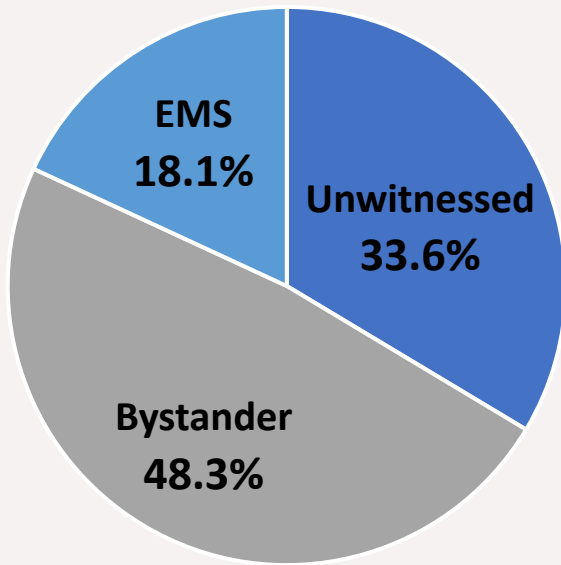
Initial Rhythm



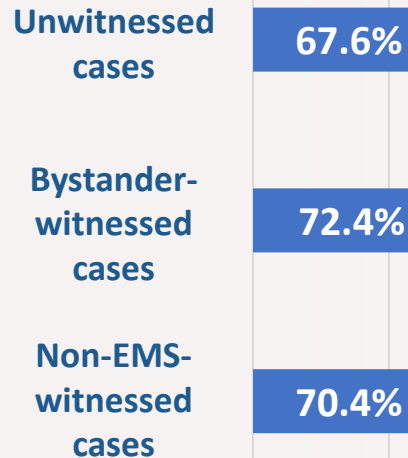
OHCAO CARDIAC ARREST OVERVIEW WMAS 2020

Bystander Interventions

Who witnessed cardiac arrest?



Bystander CPR rates:




*Non-EMS-witnessed cases is the combination of unwitnessed and bystander-witnessed cases

Public Access Defibrillator use

All cases
4.0%

Bystander witnessed cases
5.1%




Unwitnessed cases
4.4%

OHCAO CARDIAC ARREST OVERVIEW WMAS 2020

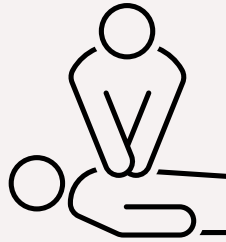
Clinical Outcomes

Declared dead
on scene



45.2%

Admitted with
ongoing CPR



26.6%

Admitted
with ROSC




28.2%

Admitted to
hospital with
ROSC

28.2%

UCG^x

47.6%



Survived to
discharge

8.9%

UCG^x

24.2%

Paramedics
successful in
restarting

1073
hearts

333

lives saved

^xUtstein Comparator Group: bystander witnessed, shockable rhythm

OHCAO CARDIAC ARREST OVERVIEW WMAS 2020

Utstein Comparator Group^x Flow Chart

RESUSCITATION ATTEMPTED
N = 3,808

NOT WITNESSED (INC.
NOT RECORDED)
N = 1,281 (33.6%)

BYSTANDER
WITNESSED
N = 1,839 (48.3%)

EMS WITNESSED
N = 688 (18.1%)

INITIAL RHYTHM VF/VT
N = 590 (33.6%)

OTHER RHYTHM
N = 1,168 (66.4%)

BYSTANDER CPR
N = 480 (81.4%)

BYSTANDER CPR
N = 796 (68.2%)

ROSC NOT
ACHIEVED
N = 251 (42.5%)

ROSC AT ANY TIME
N = 339 (57.5%)

ROSC AT HOSPITAL HANDOVER
N = 281 (47.6%)

OUTCOME DATA
N = 570 (96.6%)

NO OUTCOME DATA
N = 20 (3.4%)

DIED IN HOSPITAL
N = 310 (54.4%)

SURVIVED TO
DISCHARGE
N = 138 (24.2%)

EFFORTS STOPPED
ON SCENE
N = 122 (21.4%)

^xBystander witnessed, shockable rhythm