

OHCAO CARDIAC ARREST OVERVIEW

YAS 2020

Demographics

9,778

OHCA calls attended



3,012

Patients treated by ambulance service clinicians



OHCA incidence (per 100,000)

All cases
(Age/gender adjusted)



56.1

Males
(Age adjusted)



74.6

Females
(Age adjusted)



35.3

Age of cases

Median Age
67.9yrs
Mean Age
64.2yrs

Age Distribution



2.2%

<15yrs



42.2%

15-64yrs



55.6%

65+yrs

Sex Distribution

65.0%

Median Age
66.9yrs
Mean Age
63.8yrs



35.0%

Median Age
70.2yrs
Mean Age
65.4yrs



OHCAO CARDIAC ARREST OVERVIEW YAS 2020

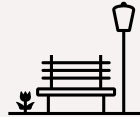
Where did people have a cardiac arrest?

86.7%



Place of residence

7.4%



Public place

1.3%

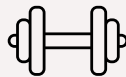


Workplace



0.2%

Place of education



0.6%

Leisure centre



3.8%

Another location

Time of Day



00:00 – 05:59

15.0%



06:00 – 11:59

31.1%



12:00 – 17:59

29.5%



18:00 – 23:59

24.4%



Day

SUN

14.4%

MON

14.5%

TUE

14.0%

WED

13.7%

THU

15.1%

FRI

14.3%

SAT

14.0%

Median EMS
Response time

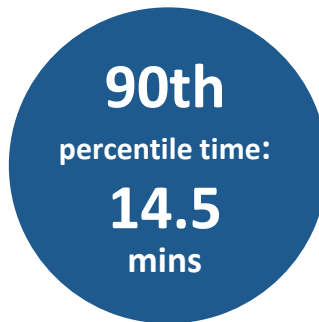
6.9 mins



90th

percentile time:

14.5
mins



Proportion of cases
reached in 7 mins


50.8%

OHCAO CARDIAC ARREST OVERVIEW YAS 2020

Aetiology


Medical

92.1%



Trauma

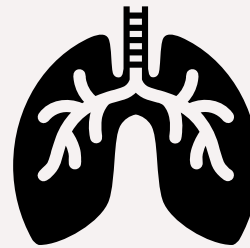
2.8%



Overdose



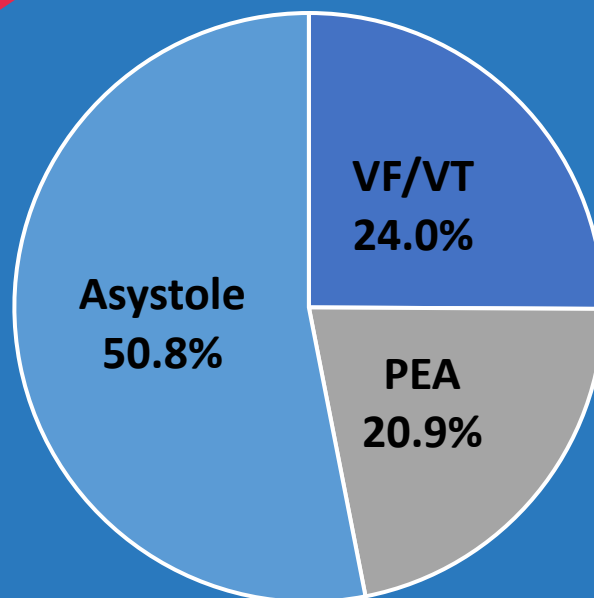
1.9%



Asphyxia

2.9%

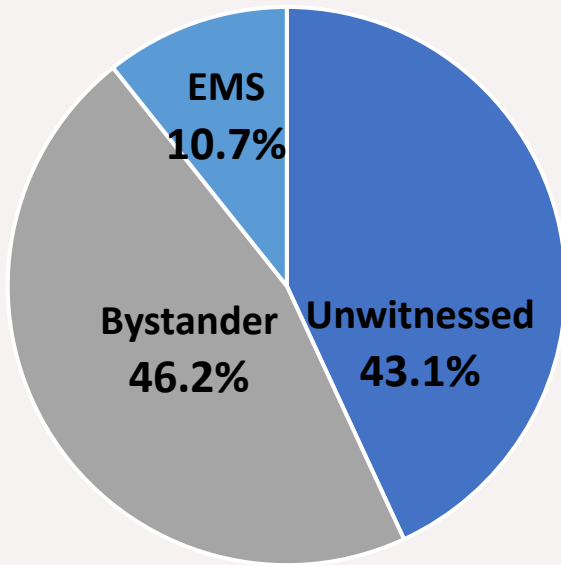
Initial Rhythm



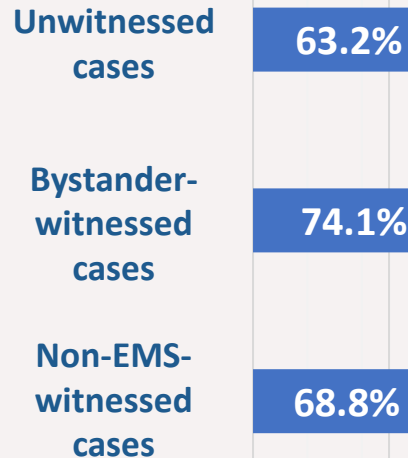
OHCAO CARDIAC ARREST OVERVIEW YAS 2020

Bystander Interventions

Who witnessed cardiac arrest?



Bystander CPR rates:




*Non-EMS-witnessed cases is the combination of unwitnessed and bystander-witnessed cases

Public Access Defibrillator use

All cases
4.1%

Bystander witnessed cases
5.2%




Unwitnessed cases
3.9%

OHCAO CARDIAC ARREST OVERVIEW YAS 2020

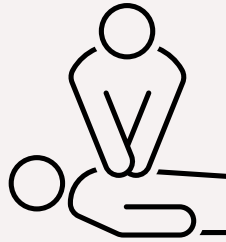
Clinical Outcomes

Declared dead
on scene



60.8%

Admitted with
ongoing CPR



13.7%

Admitted
with ROSC




25.5%

Admitted to
hospital with
ROSC

25.5%

UCG^x

46.5%



Survived to
discharge

9.1%

UCG^x

26.7%

Paramedics
successful in
restarting

764
hearts

251

lives saved

^xUtstein Comparator Group: bystander witnessed, shockable rhythm

OHCAO CARDIAC ARREST OVERVIEW YAS 2020

Utstein Comparator Group^x Flow Chart

RESUSCITATION ATTEMPTED
N = 3,012

NOT WITNESSED (INC.
NOT RECORDED)
N = 1,298 (43.1%)

BYSTANDER
WITNESSED
N = 1,393 (46.2%)

EMS WITNESSED
N = 321 (10.7%)

INITIAL RHYTHM VF/VT
N = 442 (33.0%)

OTHER RHYTHM
N = 896 (67.0%)

BYSTANDER CPR
N = 355 (80.3%)

BYSTANDER CPR
N = 642 (71.7%)

ROSC NOT
ACHIEVED
N = 199 (45.1%)

ROSC AT ANY TIME
N = 242 (54.9%)

ROSC AT HOSPITAL HANDOVER
N = 204 (46.5%)

OUTCOME DATA
N = 389 (88.0%)

NO OUTCOME DATA
N = 53 (12.0%)

DIED IN HOSPITAL
N = 130 (33.4%)

SURVIVED TO
DISCHARGE
N = 104 (26.8%)

EFFORTS STOPPED
ON SCENE
N = 155 (39.8%)

^xBystander witnessed, shockable rhythm