

Out-of-Hospital Cardiac Arrest Overview: *English Ambulance Services 2021

Demographics

95,153

OHCA calls attended




31,995

Patients treated by ambulance service personnel

OHCA incidence (per 100,000)

All cases
(Age/gender adjusted)



57.9

Male
(Age adjusted)



81.5

Female
(Age adjusted)



36.8

Age of patients

Median Age
68.0yrs
Mean Age
65.1yrs

Age Distribution



1.4%

<15yrs



41.0%

15-64yrs



57.6%

65+yrs

Sex Distribution

66.0%

Median Age
67.0yrs
Mean Age
64.2yrs



34.0%




Median Age
71.0yrs
Mean Age
66.8yrs

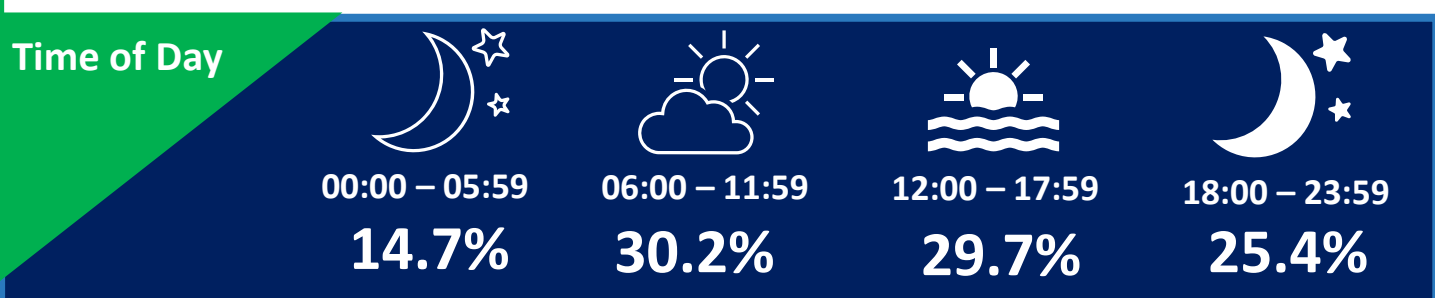
*NEAS data (except for demographics, which is complete 2021 data) is for Aug-Dec only

Out-of-Hospital Cardiac Arrest Overview: English Ambulance Services 2021

Where did people have a cardiac arrest?



When did people have a cardiac arrest?



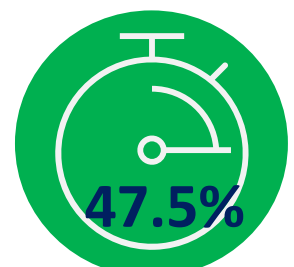
Day	SUN	MON	TUE	WED	THU	FRI	SAT
	14.5%	14.8%	14.1%	13.8%	13.7%	14.6%	14.5%

Median EMS
Response time



90th
percentile time:
17.5
mins

Proportion of cases
reached in 7 mins



Out-of-Hospital Cardiac Arrest Overview: English Ambulance Services 2021

Aetiology*

Presumed cardiac

85.6%



Trauma

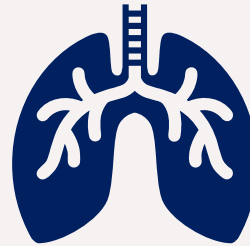
3.6%



Overdose



2.2%

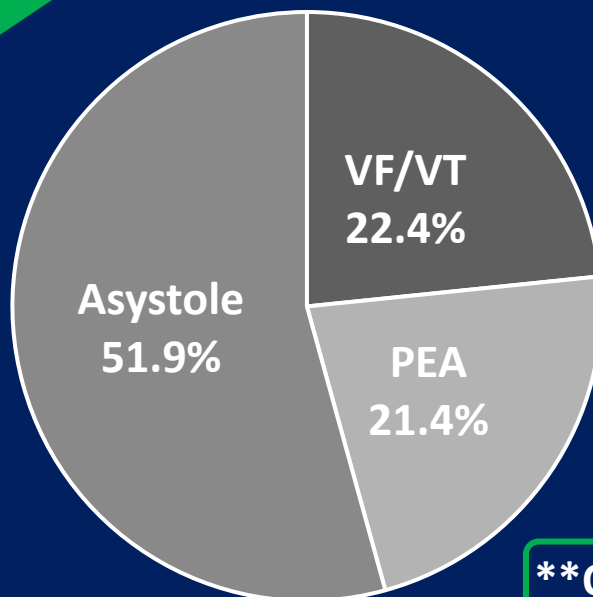


Asphyxia

3.7%

*Other/missing 4.9%

Initial Rhythm**

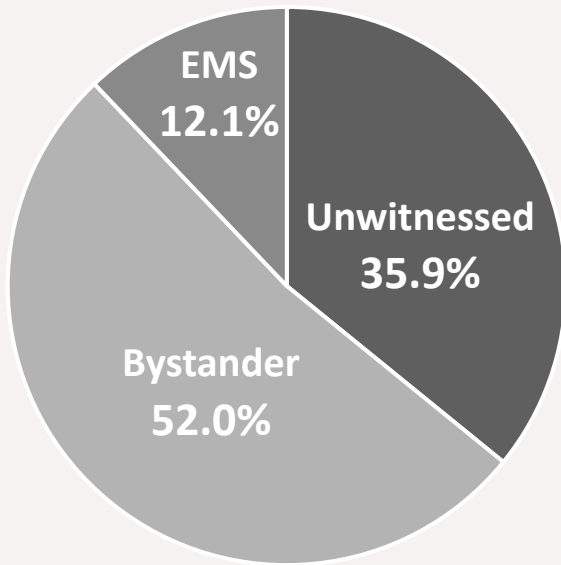


**Other/missing 4.3%

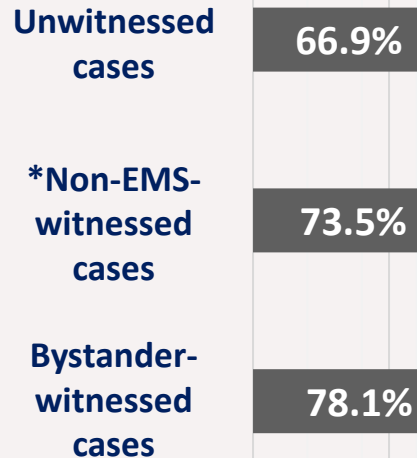
Out-of-Hospital Cardiac Arrest Overview: English Ambulance Services 2021

Bystander Interventions

Who witnessed cardiac arrest?



Bystander CPR rates:



*Non-EMS-witnessed cases is the combination of unwitnessed and bystander-witnessed cases

Public Access Defibrillator use

All cases
5.5%

Bystander witnessed cases
6.8%


Unwitnessed cases
5.5%



Out-of-Hospital Cardiac Arrest Overview: English Ambulance Services 2021

Clinical Outcomes

Declared dead
on scene



57.5%

Admitted with
ongoing CPR



17.7%

Admitted
with ROSC



24.8%

Admitted to
hospital with
ROSC

24.8%

Utstein^x

45.4%



30-day
Survival

8.5%

Utstein^x

25.1%

Ambulance
service
personnel
successful in
restarting

7,943
hearts

2,670

lives saved

^xUtstein Comparator Group: bystander witnessed, shockable rhythm

Out-of-Hospital Cardiac Arrest Overview: English Ambulance Services 2021

Utstein Comparator Group^x Flow Chart

RESUSCITATION ATTEMPTED
N = 31,995

**NOT WITNESSED (INC.
NOT RECORDED)**
N = 11,475 (35.9%)

**BYSTANDER
WITNESSED**
N = 16,647 (52.0%)

EMS WITNESSED
N = 3,873 (12.1%)

INITIAL RHYTHM VF/VT
N = 4,751 (29.4%)

OTHER RHYTHM
N = 11,413 (70.6%)

BYSTANDER CPR
N = 3,961 (83.4%)

BYSTANDER CPR
N = 8,675 (76.0%)

**ROSC NOT
ACHIEVED**
N = 2,088 (44.0%)

ROSC AT ANY TIME
N = 2,662 (56.0%)

ROSC AT HOSPITAL HANDOVER
N = 2,158 (45.4%)

OUTCOME DATA
N = 4,545 (95.7%)

NO OUTCOME DATA
N = 206 (4.3%)

**DIED WITHIN 30
DAYS**
N = 1,816 (40.0%)

**SURVIVED TO 30
DAYS**
N = 1,141 (25.1%)

**EFFORTS STOPPED
ON SCENE**
N = 1,588 (34.9%)

^xBystander witnessed, shockable rhythm