

OHCAO CARDIAC ARREST OVERVIEW SWAST 2021

Demographics

10,071

OHCA calls attended



3,458

Patients treated
by ambulance
service personnel



OHCA incidence (per 100,000)

All cases
(Age/gender adjusted)



55.5

Male
(Age adjusted)



79.3

Female
(Age adjusted)



34.0

Age of patients

Median Age
70.0yrs
Mean Age
65.2yrs

Age Distribution



1.6%

<15yrs



38.7%

15-64yrs



59.7%

65+yrs

Sex Distribution

66.9%

Median Age
68.0yrs
Mean Age
64.2yrs



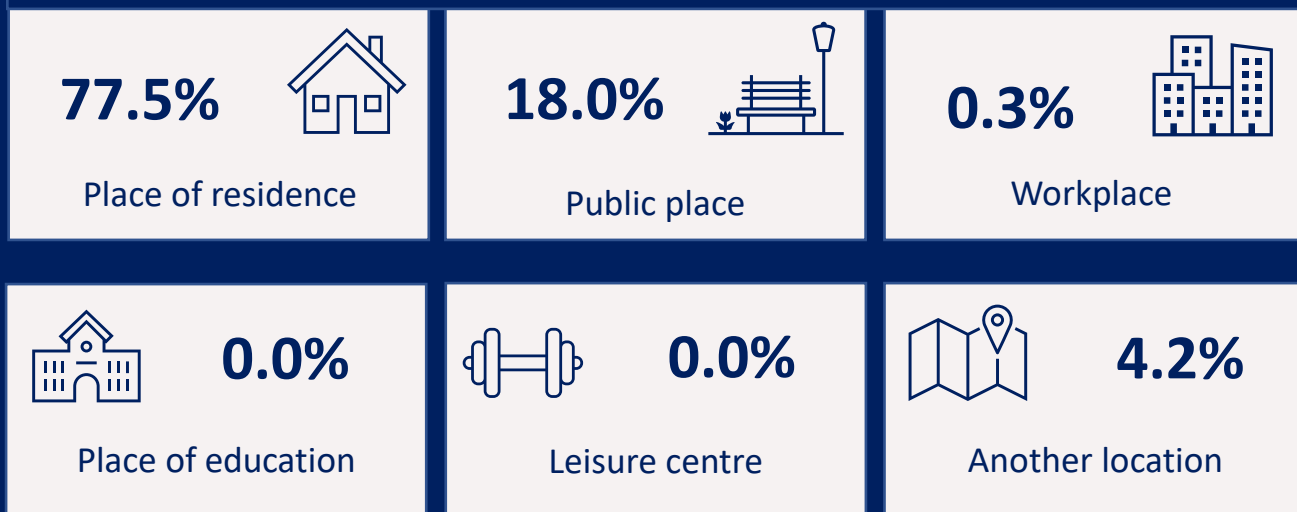
33.1%



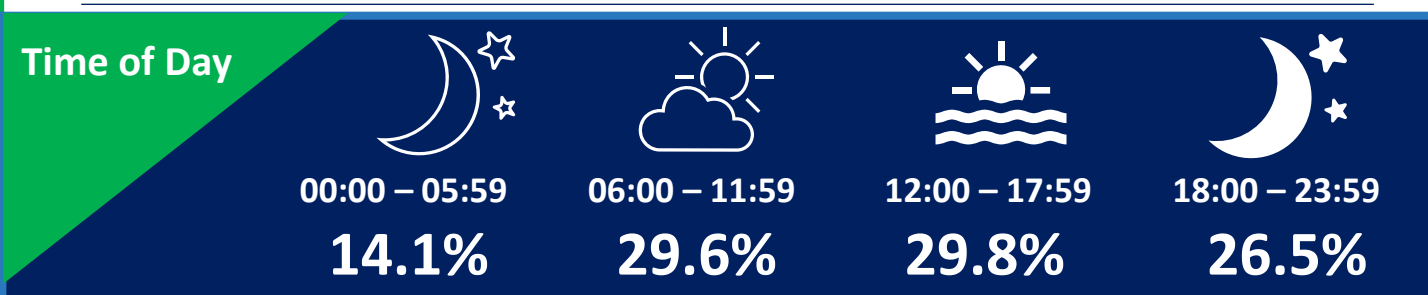
Median Age
72.0yrs
Mean Age
67.2yrs

OHCAO CARDIAC ARREST OVERVIEW SWAST 2021

Where did people have a cardiac arrest?



When did people have a cardiac arrest?



Day	SUN	MON	TUE	WED	THU	FRI	SAT
	14.5%	14.9%	14.1%	13.9%	13.6%	14.9%	14.1%

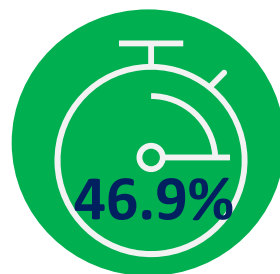
Median EMS
Response time



7.4 mins

90th
percentile time:
20.2
mins

Proportion of cases
reached in 7 mins



OHCAO CARDIAC ARREST OVERVIEW SWAST 2021

Aetiology*

Presumed cardiac

87.0%



Trauma

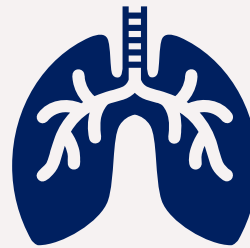
4.6%



Overdose



3.0%

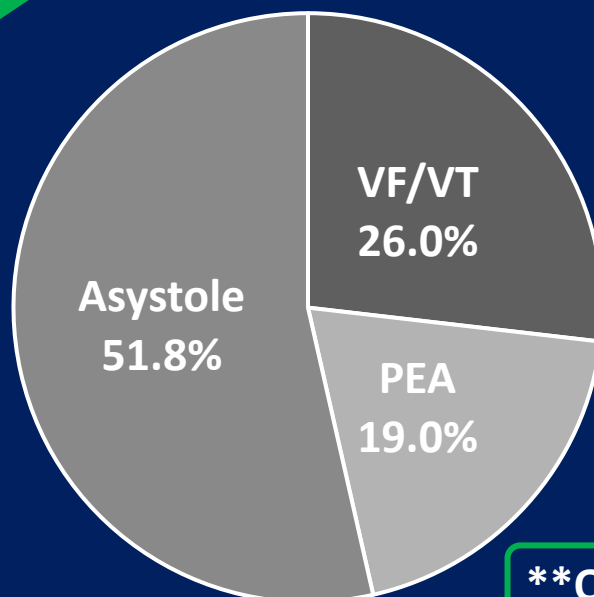


Asphyxia

4.0%

*Other/missing 1.4%

Initial Rhythm**

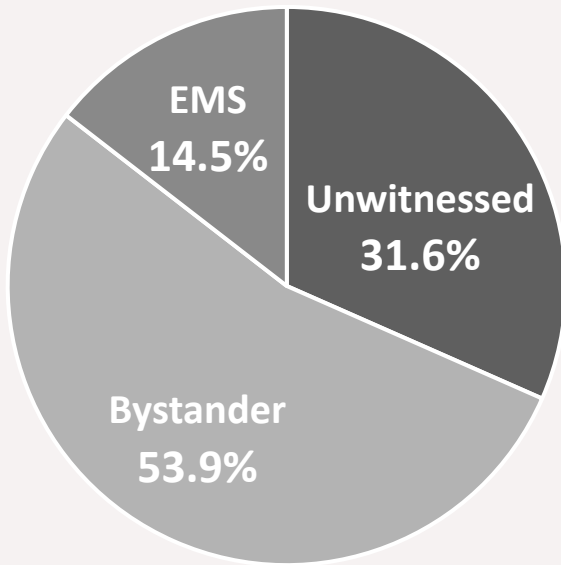


**Other/missing 3.2%

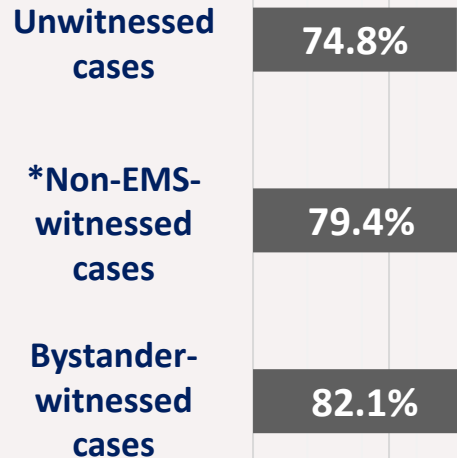
OHCAO CARDIAC ARREST OVERVIEW SWAST 2021

Bystander Interventions

Who witnessed cardiac arrest?



Bystander CPR rates:



*Non-EMS-witnessed cases is the combination of unwitnessed and bystander-witnessed cases

Public Access Defibrillator use

All cases
8.6%

Bystander witnessed cases
9.8%


Unwitnessed cases
10.2%



OHCAO CARDIAC ARREST OVERVIEW SWAST 2021

Clinical Outcomes

Declared dead
on scene



67.3%

Admitted with
ongoing CPR



5.8%

Admitted
with ROSC



26.9%

Admitted to
hospital with
ROSC

26.9%

Utstein^x

47.9%



30-day
Survival

10.7%

Utstein^x

26.6%

Ambulance
service
personnel
successful in
restarting

928
hearts

367

lives saved

^xUtstein Comparator Group: bystander witnessed, shockable rhythm

OHCAO CARDIAC ARREST OVERVIEW SWAST 2021

Utstein Comparator Group^x Flow Chart

RESUSCITATION ATTEMPTED
N = 3,458

**NOT WITNESSED (INC.
NOT RECORDED)**
N = 1,093 (31.6%)

**BYSTANDER
WITNESSED**
N = 1,863 (53.9%)

EMS WITNESSED
N = 502 (14.5%)

INITIAL RHYTHM VF/VT
N = 584 (31.9%)

OTHER RHYTHM
N = 1,246 (68.1%)

BYSTANDER CPR
N = 493 (84.4%)

BYSTANDER CPR
N = 1,014 (81.4%)

**ROSC NOT
ACHIEVED**
N = 256 (43.8%)

ROSC AT ANY TIME
N = 328 (56.2%)

ROSC AT HOSPITAL HANDOVER
N = 280 (47.9%)

OUTCOME DATA
N = 572 (97.9%)

NO OUTCOME DATA
N = 12 (2.1%)

**DIED WITHIN 30
DAYS**
N = 147 (25.7%)

**SURVIVED TO 30
DAYS**
N = 152 (26.6%)

**EFFORTS STOPPED
ON SCENE**
N = 273 (47.7%)

^xBystander witnessed, shockable rhythm