

# OHCAO CARDIAC ARREST OVERVIEW

## YAS 2021

### Demographics

**9,835**

OHCA calls attended



**3,618**

Patients treated by ambulance service personnel



### OHCA incidence (per 100,000)

All cases  
(Age/gender adjusted)



**67.4**

Male  
(Age adjusted)



**94.4**

Female  
(Age adjusted)



**41.2**

### Age of patients

Median Age  
**66.0yrs**  
Mean Age  
**63.6yrs**

### Age Distribution



**1.5%**

<15yrs



**44.3%**

15-64yrs



**54.2%**

65+yrs

### Sex Distribution

**67.0%**

Median Age  
**65.0yrs**  
Mean Age  
**62.8yrs**




**33.0%**



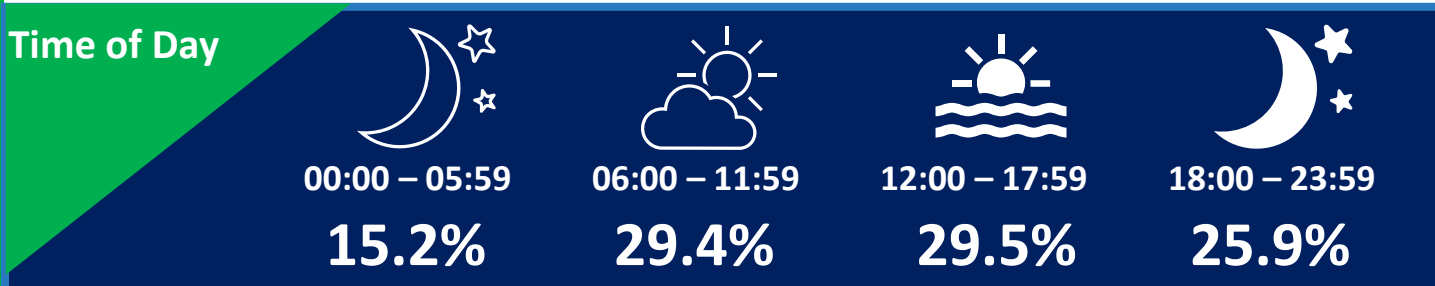
Median Age  
**70.0yrs**  
Mean Age  
**65.7yrs**

# OHCAO CARDIAC ARREST OVERVIEW YAS 2021

## Where did people have a cardiac arrest?



## When did people have a cardiac arrest?

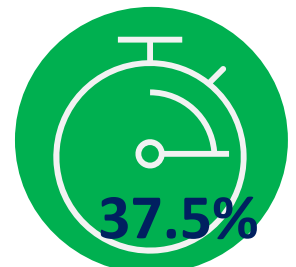


Day	SUN	MON	TUE	WED	THU	FRI	SAT
	14.9%	14.5%	14.6%	13.4%	14.0%	13.5%	15.1%

Median EMS  
Response time



Proportion of cases  
reached in 7 mins



# OHCAO CARDIAC ARREST OVERVIEW YAS 2021

## Aetiology\*

Presumed cardiac

90.6%



Trauma

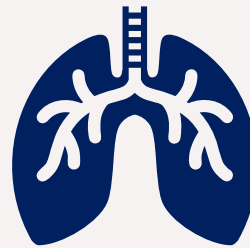
3.3%



Overdose



2.7%

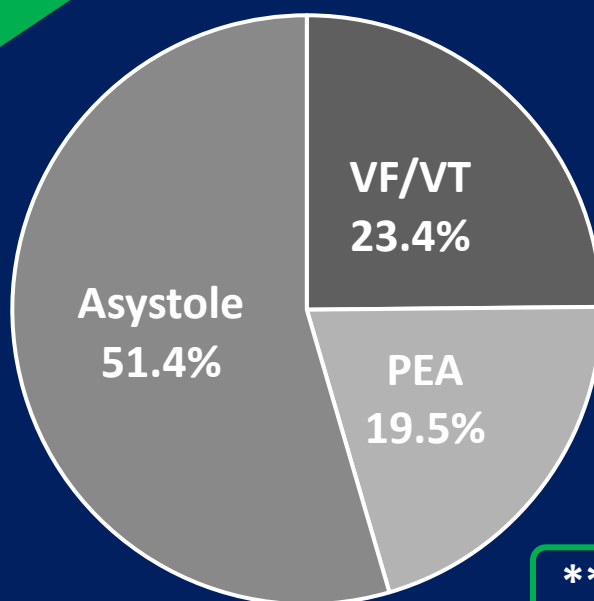


Asphyxia

3.0%

\*Other/missing 0.4%

## Initial Rhythm\*\*

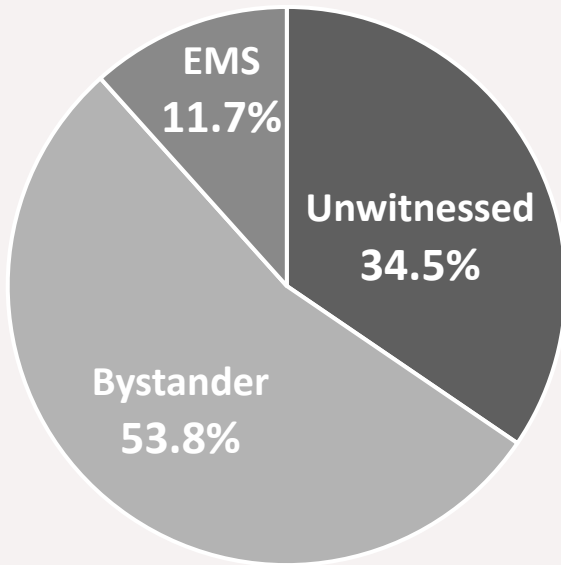


\*\*Other/missing 5.7%

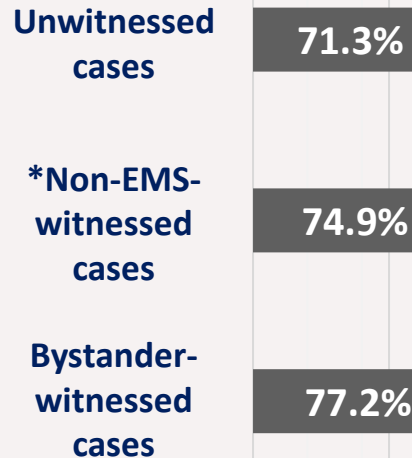
# OHCAO CARDIAC ARREST OVERVIEW YAS 2021

## Bystander Interventions

### Who witnessed cardiac arrest?



### Bystander CPR rates:



\*Non-EMS-witnessed cases is the combination of unwitnessed and bystander-witnessed cases

## Public Access Defibrillator use

All cases  
**5.3%**

Bystander witnessed cases  
**6.7%**


Unwitnessed cases  
**4.8%**



# OHCAO CARDIAC ARREST OVERVIEW YAS 2021

## Clinical Outcomes

Declared dead  
on scene



**61.0%**

Admitted with  
ongoing CPR



**16.0%**

Admitted  
with ROSC



**23.0%**

Admitted to  
hospital with  
ROSC

**23.0%**

Utstein<sup>x</sup>

**42.8%**



30-day  
Survival

**7.7%**

Utstein<sup>x</sup>

**20.4%**

Ambulance  
service  
personnel  
successful in  
restarting

**830**  
hearts

**263**

lives saved

<sup>x</sup>Utstein Comparator Group: bystander witnessed, shockable rhythm

# OHCAO CARDIAC ARREST OVERVIEW YAS 2021

## Utstein Comparator Group<sup>x</sup> Flow Chart

**RESUSCITATION ATTEMPTED**  
N = 3,618

**NOT WITNESSED (INC. NOT RECORDED)**  
N = 1,249 (34.5%)

**BYSTANDER WITNESSED**  
N = 1,948 (53.9%)

**EMS WITNESSED**  
N = 421 (11.6%)

**INITIAL RHYTHM VF/VT**  
N = 555 (30.2%)

**OTHER RHYTHM**  
N = 1,281 (69.8%)

**BYSTANDER CPR**  
N = 451 (81.3%)

**BYSTANDER CPR**  
N = 965 (75.3%)

**ROSC NOT ACHIEVED**  
N = 259 (46.8%)

**ROSC AT ANY TIME**  
N = 295 (53.2%)

**ROSC AT HOSPITAL HANDOVER**  
N = 237 (42.8%)

**OUTCOME DATA**  
N = 495 (89.2%)

**NO OUTCOME DATA**  
N = 60 (10.8%)

**DIED WITHIN 30 DAYS**  
N = 196 (39.6%)

**SURVIVED TO 30 DAYS**  
N = 101 (20.4%)

**EFFORTS STOPPED ON SCENE**  
N = 198 (40.0%)

<sup>x</sup>Bystander witnessed, shockable rhythm