

OHCAO CARDIAC ARREST OVERVIEW IOWAS 2022

Demographics

294

OHCA calls attended




140

Patients treated
by ambulance
service personnel



OHCA incidence (per 100,000)

All cases
(Age/gender adjusted)



73.4

Males
(Age adjusted)



90.3

Females
(Age adjusted)



57.8

Age of patients

Median Age
72.0yrs
Mean Age
69.7yrs

Age Distribution



0.7%

<15yrs



23.7%

15-64yrs



75.6%

65+yrs

Sex Distribution

62.6%

Median Age
72.0yrs
Mean Age
71.0yrs



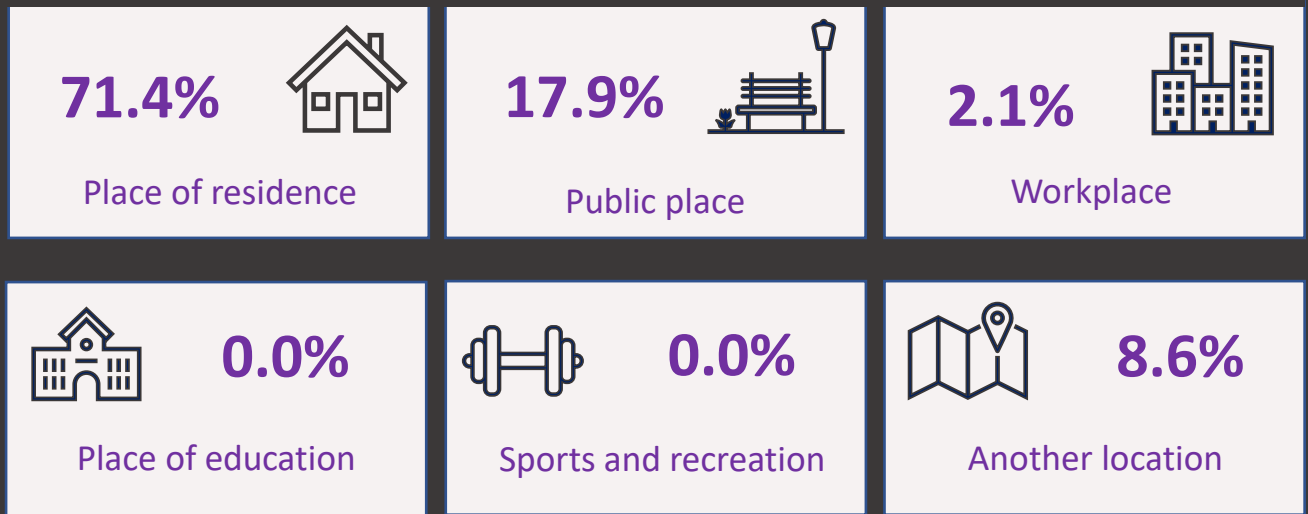
37.4%

Median Age
71.0yrs
Mean Age
67.5yrs

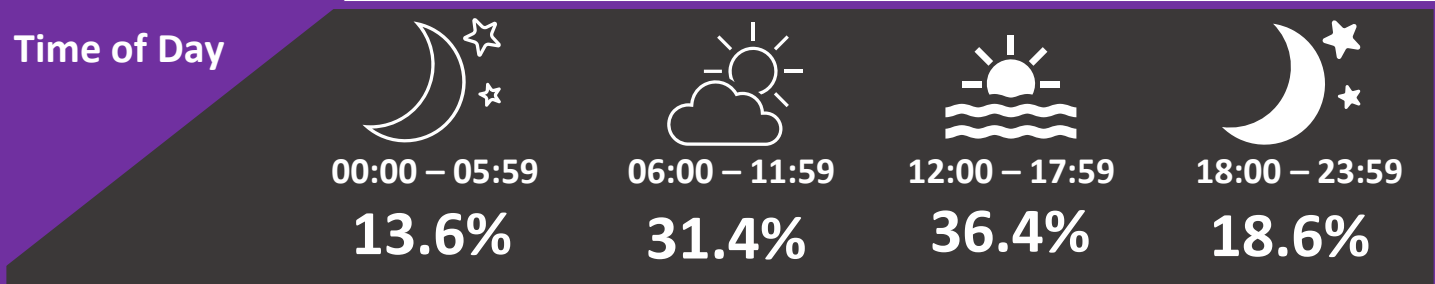


OHCAO CARDIAC ARREST OVERVIEW IOWAS 2022

Where did people have a cardiac arrest?



When did people have a cardiac arrest?



Day	SUN	MON	TUE	WED	THU	FRI	SAT
	13.6%	20.7%	10.0%	7.9%	15.0%	17.1%	15.7%

Median EMS
Response time



90th
percentile time:
17.2
mins

Proportion of cases
reached in 7 mins



OHCAO CARDIAC ARREST OVERVIEW IOWAS 2022

Aetiology

Medical/Presumed
cardiac

85.7%



Trauma

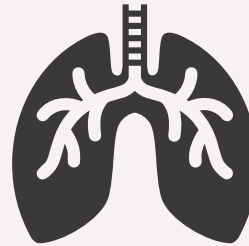
5.0%



Overdose



2.1%



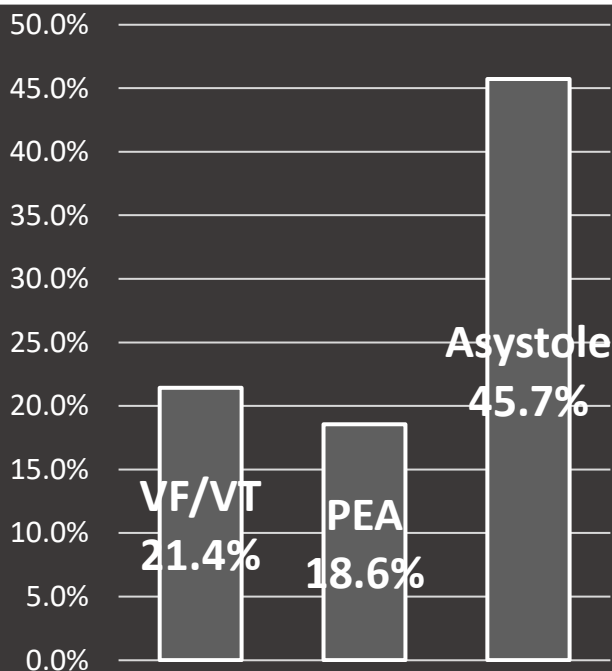
Asphyxia

5.0%

Other/missing 2.1%

Initial Rhythm

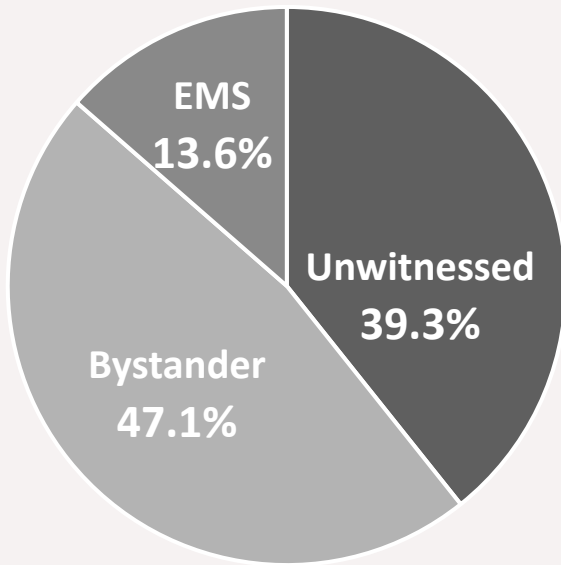
Other/missing 14.3%



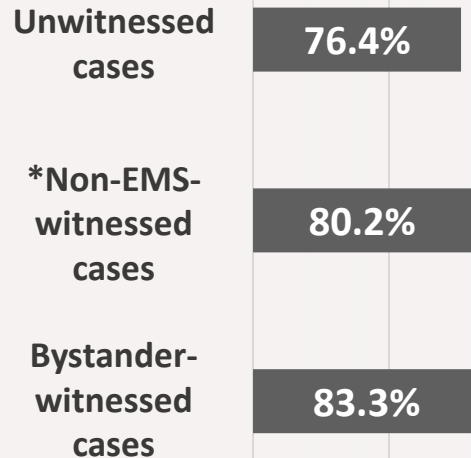
OHCAO CARDIAC ARREST OVERVIEW IOWAS 2022

Bystander Interventions

Who witnessed cardiac arrest?



Bystander CPR rates:



*Non-EMS-witnessed cases is the combination of unwitnessed and bystander-witnessed cases

Public Access Defibrillator use

All cases
17.9%

Bystander witnessed cases
16.7%


Unwitnessed cases
25.5%



OHCAO CARDIAC ARREST OVERVIEW IOWAS 2022

Clinical Outcomes

Declared dead
on scene



65.7%

Admitted with
ongoing CPR



19.0%

Admitted
with ROSC




15.3%

Admitted to
hospital with
ROSC

15.3%

Utstein^x

30.0%



30-day
Survival

5.9%

Utstein^x

23.8%

Ambulance
service
personnel
successful in
restarting

21
hearts

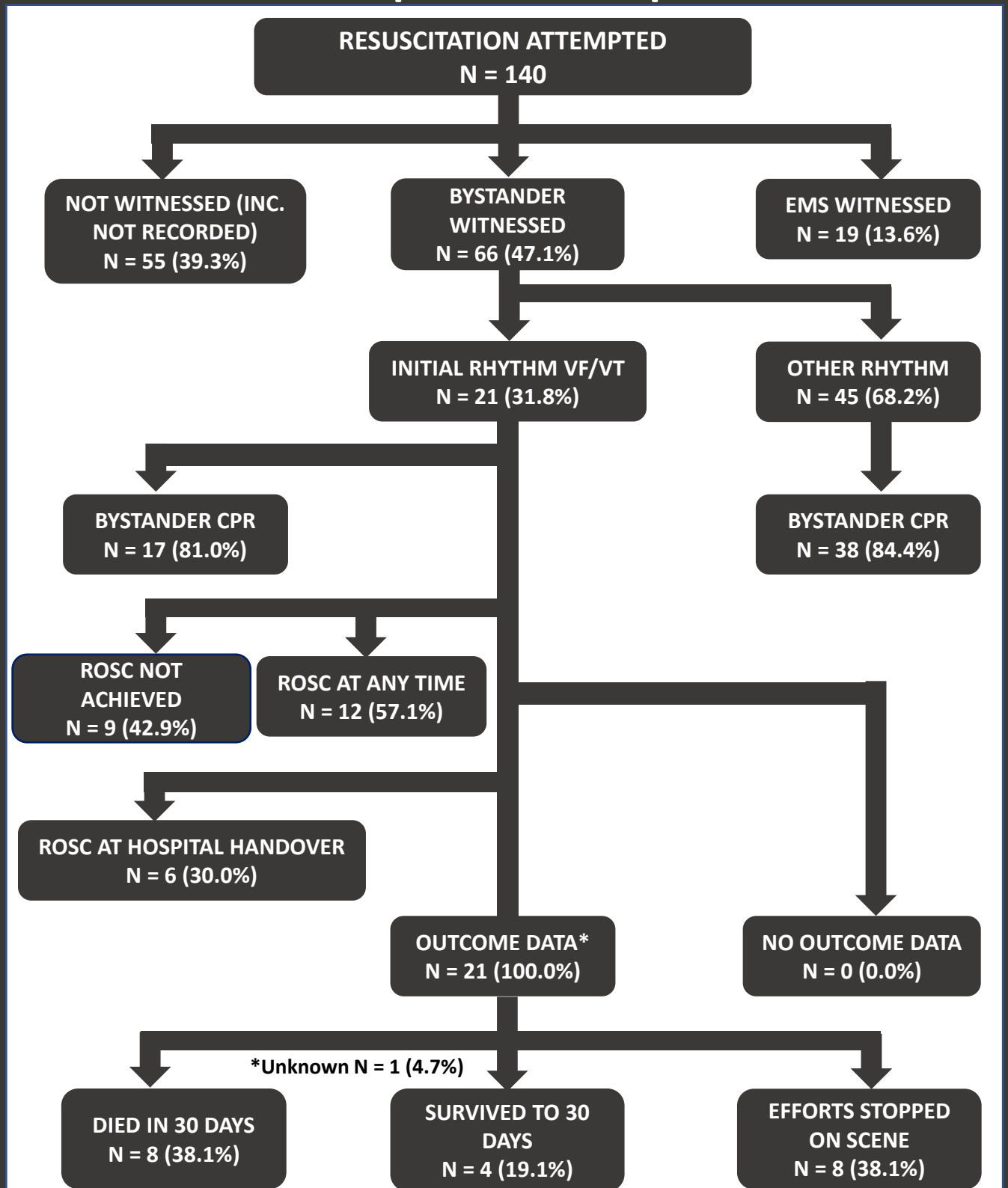
8

lives saved

^xBystander witnessed, shockable rhythm

OHCAO CARDIAC ARREST OVERVIEW IOWAS 2022

Utstein Comparator Group^x Flow Chart



^xBystander witnessed, shockable rhythm