

SWEET Newsletter



May 2024



Here's what has happened in the last month and what's to come!

Welcome to the May 2025 SWEET newsletter!

We are pleased to share with you the latest study news.

Firstly, we would like to thank all of our site study staff and their participants. Your hard work has allowed us to consistently beat our monthly recruitment targets! You can see more details regarding this in the recruitment update.

In terms of our activities, our Trial Manager Rae recently attended the ABS conference in Birmingham where a SWEET trial poster was showcased. The conference was a lovely opportunity for the SWEET trial to engage with sites and other clinical research teams!

Following our most recent site drop in session, please can we ask that teams check if they have any Baseline Questionnaires that haven't yet been sent to us and send them back ASAP! Please don't forget to include the TNO and initials.

Finally, we want to remind everyone that data collection and quality is as important as recruitment. 6 -month & 12-month follow-ups are now well underway and we would love to see a great return rate on these. Please see a few reminders in the Follow Up Spotlight section.

Thank you again for all your hard work. Enjoy this edition of the study newsletter!

The Sweet team

In this newsletter you can expect:

Recruitment Update

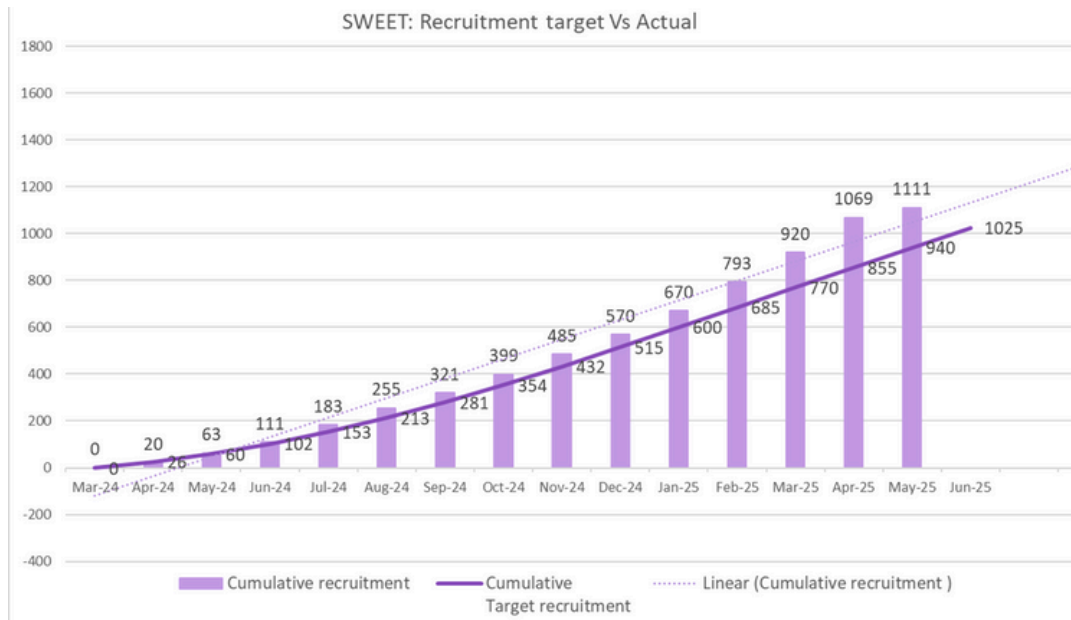
Follow Up Spotlight

Event News

Inclusion Criteria

Reminders

HT&Me Log ins & BCN Support



Recruitment Update

- We now have 62 sites across the UK open to recruitment with 1111 participants randomised by mid-May 2025!
- You can find helpful hints and tips for recruitment in folder 8.2 of your ISF.



Follow Up Spotlight

6 month & 12 month Follow Up is now well underway! Thank you for sending out the follow up questionnaires and completing the follow up CRF.

Please remember:

- To send the cover letter & a return envelope with the **Follow Up** questionnaire.
- Ensure you complete the patient **TNO, initials and follow-up timepoint**- please tick the right box on the front!
- Regardless of questionnaires status please complete the **Participant Status section** of the follow up CRF (the other questions are for WCTU use) using the records available to you.

Thankyou!



10 June 2025

Event News: Site Drop In

Join us for our upcoming study site drop in session. These sessions compromise of a few updates from the study team followed by open discussion. We encourage your team to come along and raise any queries and or experiences you have. Here are the details:

- Date: 10 June 2025
- Time: 12:00-12:30
- Location: Microsoft Teams
- Meeting ID: 314 957 200 738
- Passcode: Qb7zrG

Inclusion Criteria



Within 14 weeks of first oral Adjuvant ET prescription (tamoxifen or aromatase inhibitor) post breast cancer completion surgery.

We have recently been experiencing a number of queries regarding patients start date of hormone therapy - eligibility for the trial is calculated from the date of prescription and this is source verifiable.

Please ensure you are approaching your patients in advance of the 14 weeks deadline to avoid them being ineligible at randomisation and complete the Baseline CRF as per the **date prescribed**.

Many thanks!



Recruitment Animation

We have had fantastic feedback on the recruitment animation so far. Sites are using this to advertise the study and alongside the PIS to summarise SWEET.

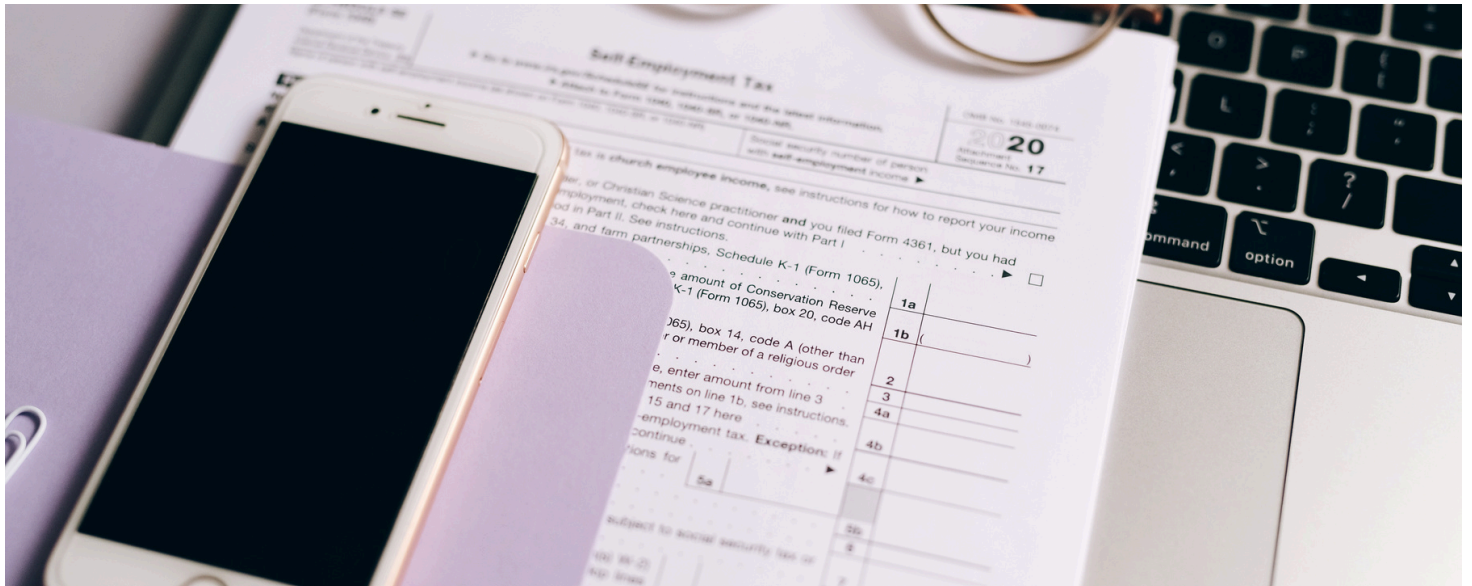
The animation can be found on the following websites:

- www.sweetstudy.co.uk/
- www.warwick.ac.uk/fac/sci/med/research/ctu/trials/sweet/recruitmentanimation/



A Few Notes To Remember

- Please double check your figures on CPMS. Consent=Registration and Recruitment=Randomisations. Treat as separate events.
- Remember to check your **query manager** for any new database queries on a regular basis.
- There is a new version of the delegation log **Version 2.0**. Please ensure new additions are added to this version and review logs and update where required.
- All current ISF documents can be found on our website here: <https://warwick.ac.uk/fac/sci/med/research/ctu/trials/sweet/isf/>



HT&Me Log ins & BCN Support

We have had a quite a few HT&Me queries recently and thought it would be best to add some best practices here to support with trouble shooting.

How many times can I register a patient with the code provided?

You can only register the patient once with the code provided.

A patient is struggling to log in, what can we suggest to help if they contact the site?

Advise patients to log in with the details given at consult 1. Their log ins are case sensitive, ensure they are using lower case for emails.

There are links on the HT&Me website to the BCN Support Services (**Ask a Nurse & Patient Forums**) which women may find useful on an ongoing basis.

You can find these on the [Dealing with Side Effects](#) page and [Help and Support](#) Page.

HT & Me

Log in

Email Address

Password

[Forgotten your password? Click here to reset.](#)

[Login](#)

Register

Registration Code

First Name

Last Name

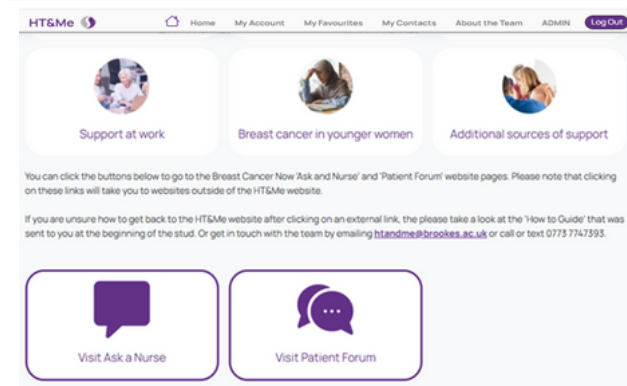
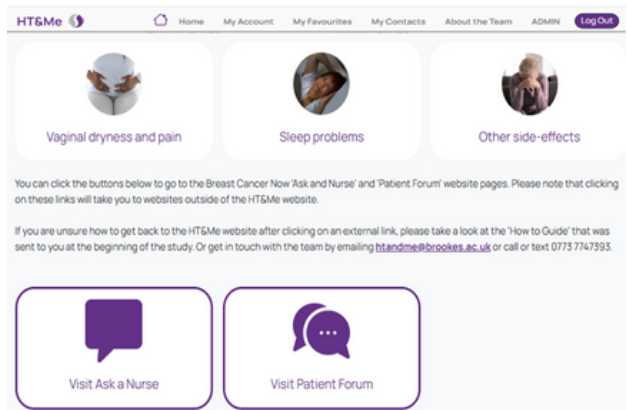
Email Address

Mobile Phone Number

Password

Confirm Password

[Register](#)



Thank you for reading!

SWEET@WARWICK.AC.UK

WWW.SWEETSTUDY.CO.UK