

Medical Education Interest Group Newsletter



Drawing in Order to Learn: An FY2's Perspective

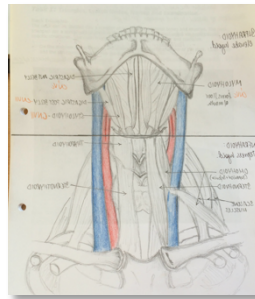
November, 2019

Notes from Meeting

Thank you to all of those who were able to come to our November Medical Education Interest Group meeting!


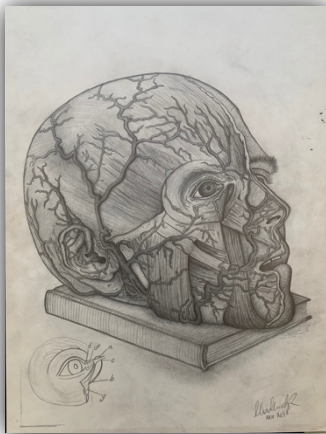


Dr Madhu Rangaraju, a Warwick Medical School graduate and now an FY2, joined us to share her experiences with drawing as a medium through which one can learn medicine. The session focused on the role that art plays in promoting deeper thinking and applied understanding.



Madhu shared with us some fascinating research showing that integrating art into a medical education can increase medical student skills, as it offers a uniquely structured approach to clinical observation, diagnosis and patient empathy (Mukunda et al., 2018). Further discussion focused on Gowda et al. (2018), and how drawing improves communication, helps physicians explain pathological processes and risks to patients, and can be used to improve reflection in practice.

Madhu recalled that when she first started medical school, she struggled to learn from taking typewritten notes and using resources like Anki – these were not helpful to her! But as soon as she began to integrate art into her learning process (drawing, colour coding, using art symbols in her notes), she immediately began to feel like she was finally



making progress. She was making the information her own and turning learning into something memorable – drawings that to this day, she still uses as a foundation in her revisions.

Through two activities in the session Madhu helped us to compare drawing vs. writing in order to learn – and those who came to the session quickly discovered how the act of drawing something made the act of applying that knowledge a lot easier! The session was truly entertaining, and showed us that art can be used not only as a medium through which to learn, but facilitates expression of our individual learning experiences and provides a way to apply our knowledge.

Slides from the presentation can be found here:
<https://www.dropbox.com/s/8td89hc414856f6/Madhu%20slides%20Nov%202019.pdf?dl=0>

All artwork seen in this newsletter is drawn by, and property of, Madhu Rangaraju

Upcoming Events

Next meeting:

Tuesday 14th January, 2020

10:30 - MTC 005/007

Dr Catherine Bennett

Topic: TBC

Quote of the Month:

“A picture is worth 1000 words.”



Research Article Spotlight:

Drawing to Learn in Science

Ainsworth, et al. (2011).
Science, 333(6046), 1096-1097.