

Comparative study of the centrosymmetric and noncentrosymmetric superconducting phases of Re_3W using muon spin spectroscopy and heat capacity measurements

P. K. Biswas,^{1,*} A. D. Hillier,² M. R. Lees,¹ and D. McK. Paul¹

¹*Physics Department, University of Warwick, Coventry, CV4 7AL, United Kingdom*

²*ISIS Facility, Science and Technology Facilities Council, Rutherford Appleton Laboratory, Chilton, Oxfordshire, OX11 0QX, United Kingdom*

(Received 5 January 2012; published 6 April 2012)

We compare the low-temperature electronic properties of the centrosymmetric (CS) and noncentrosymmetric (NCS) phases of Re_3W using muon-spin spectroscopy and heat capacity measurements. The zero-field μSR results indicate that time-reversal symmetry is preserved for both structures of Re_3W . Transverse-field muon-spin rotation has been used to study the temperature dependence of the penetration depth $\lambda(T)$ in the mixed state. For both phases of Re_3W , $\lambda(T)$ can be explained using a single-gap *s*-wave BCS model. The magnetic penetration depth at zero temperature $\lambda(0)$ is 164(7) and 418(6) nm for the centrosymmetric and noncentrosymmetric phases of Re_3W , respectively. Low-temperature-specific heat data also provide evidence for an *s*-wave gap symmetry for the two phases of Re_3W . Both the μSR and heat capacity data show that the CS material has a higher T_c and a larger superconducting gap $\Delta(0)$ at 0 K than the NCS compound. The ratio $\Delta(0)/k_B T_c$ indicates that both phases of Re_3W should be considered as strong-coupling superconductors.

DOI: [10.1103/PhysRevB.85.134505](https://doi.org/10.1103/PhysRevB.85.134505)

PACS number(s): 76.75.+i, 74.70.Ad, 74.25.Ha

I. INTRODUCTION

Since the discovery of the superconductivity in the heavy fermion CePt_3Si ,¹ noncentrosymmetric (NCS) superconductors have been the subject of intense theoretical and experimental investigation. The absence of a center of inversion symmetry in the crystal lattice means that antisymmetric spin-orbit coupling breaks parity. As a result, the superconducting pair wave function can have a mixture of spin-singlet and spin-triplet character.² This in turn may lead to unusual properties including a helical vortex phase³ and complex phase diagrams involving superconductivity and magnetism.⁴

Novel physics has indeed been observed in many NCS superconductors. Examples include suppressed paramagnetic limiting or high upper critical fields^{5,6} in the heavy fermion materials CePt_3Si and CeRhSi_3 ,^{1,7} and the transition metal compounds $\text{Nb}_{0.18}\text{Re}_{0.82}$ and $\text{Mo}_3\text{Al}_2\text{C}$,^{8,9} the appearance of superconductivity with antiferromagnetic order in CePt_3Si ¹⁰ or at the border of ferromagnetism in UIr ,¹¹ and time-reversal symmetry breaking in LaNiC_2 .¹² Superconductivity in noncentrosymmetric systems has also been reported in some binary gallides containing iridium or rhodium,¹³ under pressure in CeRhSi_3 and CeIrSi_3 ,^{7,14} and in the metal-rich borides $\text{Li}_2(\text{Pd}_{1-x}\text{Pt}_x)_3\text{B}$ ¹⁵⁻¹⁷ and $\text{Mg}_{10}\text{Ir}_{19}\text{B}_{16}$.¹⁸

Superconductivity in Re_3W was first reported more than 50 years ago,^{19,20} although since these initial reports there has been little published work on this material. This binary intermetallic compound contains heavy transition metals, and so the spin-orbit coupling is expected to be strong. In addition, any complications arising from the presence of *f*-electron elements, such as strong electron correlations and the possibility of magnetically mediated superconductivity, are not expected. Recent powder neutron-diffraction studies have shown that Re_3W can adopt one of two different crystallographic structures.²¹ One phase has a NCS, cubic, α -Mn structure,^{19,20} is hard but brittle in nature, and has a superconducting transition temperature T_c of 7.8 K. The other phase is also superconducting but has a T_c of 9.4 K, a hexagonal centrosymmetric (CS) structure, and is hard and malleable.

An as-cast CS sample can be converted to the NCS phase by annealing. Remelting restores the CS structure. All this makes Re_3W a useful system in which to explore any differences in the superconducting state generated by switching from a CS to a NCS crystallographic structure.

In addition to T_c , we have already shown that many of the other superconducting properties of Re_3W change with the crystallographic structure.²¹ The value of the lower critical field H_{c1} is 97(1) Oe for the NCS phase of Re_3W , while it is 279(11) Oe for the CS phase. The temperature dependence of the upper critical field $H_{c2}(T)$ is different for the two materials, especially close to T_c . Well below T_c , giant flux jumps are observed in the magnetization versus applied magnetic field hysteresis loops of the CS phase, while in the NCS material no jumps are seen in the data, and the magnetization becomes reversible in applied fields above ~ 10 kOe.

Some of these observations may be attributed to differences in the metallurgy of the CS and the NCS phases of Re_3W , while others are more likely to result from changes in the electronic properties, including variations in the magnitude and symmetry of the superconducting gap, as well as the temperature and field dependence of the gap below T_c . It is this latter possibility that we investigate in this work. Here we report on a study of the superconducting properties of the NCS and the CS phases of Re_3W using muon-spin relaxation/rotation (μSR). We also compare the μSR results with low-temperature heat capacity data collected on the same samples.

μSR is an ideal probe to study the superconducting state as it provides microscopic information on the local field distribution within the bulk of the sample. It can be used to detect small internal magnetic fields associated with the onset of an unconventional superconducting state^{12,22,23} and to measure the temperature and field dependence of the London magnetic penetration depth λ in the vortex state of type-II superconductors.^{24,25} The temperature and field dependence of λ can in turn provide detailed information on the nature of the superconducting gap.

II. EXPERIMENTAL DETAILS

A. Sample preparation

Samples of the centrosymmetric phase of Re_3W were prepared by melting a stoichiometric mixture of Re lumps (99.99%) and W pieces (99.999%) in a high-purity Ar atmosphere on a water-cooled copper hearth using tungsten electrodes in an arc furnace. After the initial melt, the buttons were turned and remelted several times to ensure homogeneity. Samples of the noncentrosymmetric phase were made by annealing the as-cast samples for 5 days at 1500°C in a high-purity Ar atmosphere. Both samples contain small amounts of unidentified second phases.²¹

B. μSR experiments

Muon-spin relaxation/rotation experiments were performed on the MuSR spectrometer of the ISIS pulsed muon facility, Rutherford Appleton Laboratory, UK. In the transverse field (TF) mode, an external magnetic field was applied perpendicular to the initial direction of the muon-spin polarization. The magnetic field was applied above the superconducting transition and the sample then cooled to base temperature. In this configuration the signals from the instrument's 64 detectors are reduced to two orthogonal components which are then fitted simultaneously. Data were also collected in zero field (ZF). Here the decay positrons from the muons are detected and time stamped in the detectors, which are positioned either before or after the sample. Using these counts, the asymmetry in the positron emission can be determined, and, therefore, the muon polarization is measured as a function of time. In ZF mode, the stray fields at the sample position are canceled to within 1 mOe by three pairs of coils forming an active compensation system.

A powder sample of the NCS phase of Re_3W was mounted on a silver plate with a circular area of $\sim 700\text{ mm}^2$. A small amount of General Electric (GE) varnish was added to the powdered sample in order to aid thermal contact. For the CS phase, several as-cast buttons were cut in half using a spark cutter. These hemispherical buttons were then partially remelted to form a circular disk with a cross-sectional area of $\sim 400\text{ mm}^2$. The disk was glued on to a silver plate using GE varnish. Thin silver foil was used to cover both samples. In the TF mode, any silver exposed to the muon beam gives a nondecaying sine wave. The sample and mount were then inserted into an Oxford Instruments He^3 sorption cryostat.

C. Heat capacity experiments

Heat capacity was measured using a two-tau relaxation method in a Quantum Design Physical Properties Measurement System at temperatures ranging from 1.9 to 300 K. The samples were attached to the stage using Apiezon N grease to ensure good thermal contact.

III. EXPERIMENTAL RESULTS AND DISCUSSION

We have performed a ZF- μSR study on both phases of Re_3W in order to search for any (weak) internal magnetism that may arise as a result of ordered magnetic moments, as well as to look for any temperature-dependent relaxation pro-

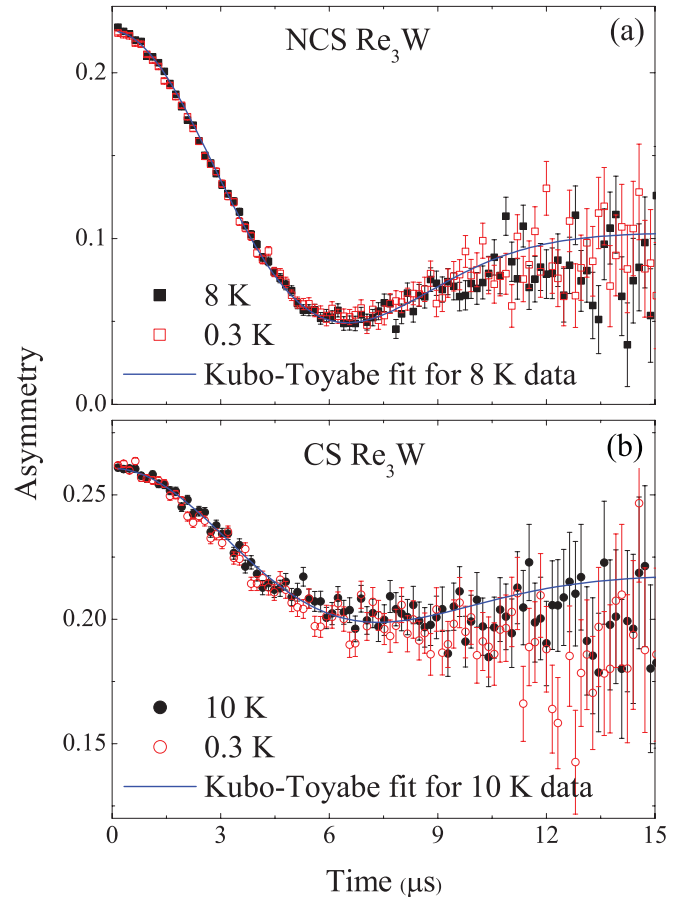


FIG. 1. (Color online) ZF- μSR time spectra collected at (a) 8 and 0.3 K for the NCS phase of Re_3W and (b) 10 and 0.3 K for the CS phase of Re_3W . The solid lines are fits to the data using the Kubo-Toyabe function as described in the text.

cesses associated with the onset of superconductivity.^{12,22,23} Figures 1(a) and 1(b) show the ZF- μSR signals from the NCS and CS phases of Re_3W , respectively. There is no precessional signal and no obvious change in the observed relaxation rate between data collected above and below T_c in either of the materials. The ZF data can be described by the Kubo-Toyabe function,²⁶

$$G_z(t) = A_0 \left[\frac{1}{3} + \frac{2}{3} (1 - \sigma^2 t^2) \exp\left(-\frac{\sigma^2 t^2}{2}\right) \right] + A_{bgd}, \quad (1)$$

where A_0 is the initial asymmetry, σ is the relaxation rate, and A_{bgd} is the background signal. The fits yield the parameters shown in Table I with very similar values for each phase obtained above and below T_c . The observed behavior, and the values of σ extracted from the fits, are commensurate with the presence of random local fields arising from the nuclear moments within the samples, that are static on the time scale of the muon precession.

There is no evidence for any spontaneous coherent internal fields at the muon sites arising from long-range magnetic order, in either the normal or the superconducting state. Nor are there any additional relaxation channels that may be associated with more exotic electronic phenomena such as the breaking of time-reversal symmetry.^{12,22,23}

TABLE I. Parameters extracted from the fits using the Kubo-Toyabe function to the zero-field- μ SR data collected above and below T_c for the noncentrosymmetric and centrosymmetric phases of Re_3W .

	NCS Re_3W	CS Re_3W
A_0	0.182 ± 0.001 [8 K]	0.064 ± 0.001 [10 K]
	0.178 ± 0.001 [0.3 K]	0.069 ± 0.002 [0.3 K]
σ (μs^{-1})	0.267 ± 0.002 [8 K]	0.235 ± 0.004 [10 K]
	0.266 ± 0.002 [0.3 K]	0.234 ± 0.005 [0.3 K]
A_{bkgd}	0.043 ± 0.001 [8 K]	0.196 ± 0.001 [10 K]
	0.047 ± 0.001 [0.3 K]	0.191 ± 0.002 [0.3 K]

Figure 2 shows the TF- μ SR precession signals below and above T_c for both the NCS and the CS phases of Re_3W . The data were collected in an applied field of $H = 400$ Oe to make sure that below T_c the samples are in the mixed state. Figures 2(b) and 2(d) show that in the normal state ($T > T_c$), the signals from both the phases of Re_3W decay very slowly, as there is a homogeneous magnetic field distribution throughout the samples. In contrast, Figs. 2(a) and 2(c) show that in the superconducting state ($T < T_c$), the decays are relatively fast due to the inhomogeneous field distribution from the flux-line lattice. The TF- μ SR precession data were fitted using an oscillatory decaying Gaussian function,

$$G_X(t) = A_0 \exp(-\sigma^2 t^2 / 2) \cos(\omega_1 t + \phi) + A_1 \cos(\omega_2 t + \phi), \quad (2)$$

where ω_1 and ω_2 are the frequencies of the muon precession signal and background signal, respectively, ϕ is the initial phase offset, and σ is the Gaussian muon-spin relaxation rate. σ can be written as $\sigma = (\sigma_{sc}^2 + \sigma_{nm}^2)^{1/2}$, where σ_{sc} is

the superconducting contribution to the relaxation rate and σ_{nm} is the nuclear magnetic dipolar contribution, which is assumed to be constant over the temperature range of the study. Figures 3(a) and 3(b) show the temperature dependence of σ_{sc} obtained in an applied TF of 400 Oe for the NCS and CS phases of Re_3W , respectively. The insets show the magnetic field dependence of σ_{sc} at 0.3 K for each of the phases. σ_{sc} is almost field independent for the CS phase, while there is an upturn in σ_{sc} for the NCS phase of Re_3W at lower fields ($H < 200$ Oe).²⁷ These data confirm that in 400 Oe, σ_{sc} is independent of the magnitude of the applied magnetic field.

In a superconductor with a large upper critical field and a hexagonal Abrikosov vortex lattice, the Gaussian muon-spin depolarization rate σ_{sc} is related to the penetration depth λ by the expression

$$\frac{\sigma_{sc}^2(T)}{\gamma_\mu^2} = 0.00371 \frac{\Phi_0^2}{\lambda^4(T)}, \quad (3)$$

where $\gamma_\mu/2\pi = 135.5$ MHz/T is the muon gyromagnetic ratio and $\Phi_0 = 2.068 \times 10^{-15}$ Wb is the flux quantum.^{24,25}

The magnetic penetration depths at $T = 0$ K are found to be $\lambda_{\text{NCS}}(0) = 418(6)$ nm for the NCS phase and $\lambda_{\text{CS}}(0) = 164(7)$ nm for the CS phase of Re_3W .²⁸ There is reasonable qualitative agreement between the penetration depths calculated from our μ SR studies and those determined from dc magnetic susceptibility and rf tunnel diode resonator measurements, although the absolute values obtained from the μ SR data are systematically higher than the $\lambda_{\text{NCS}}(0)$ of between 257(1) and 300(10) nm reported for NCS Re_3W and the $\lambda_{\text{CS}}(0) = 141(11)$ nm quoted for the CS material in earlier work.^{21,29}

The temperature dependence of the London magnetic penetration depth, $\lambda(T)$, can be calculated within the local

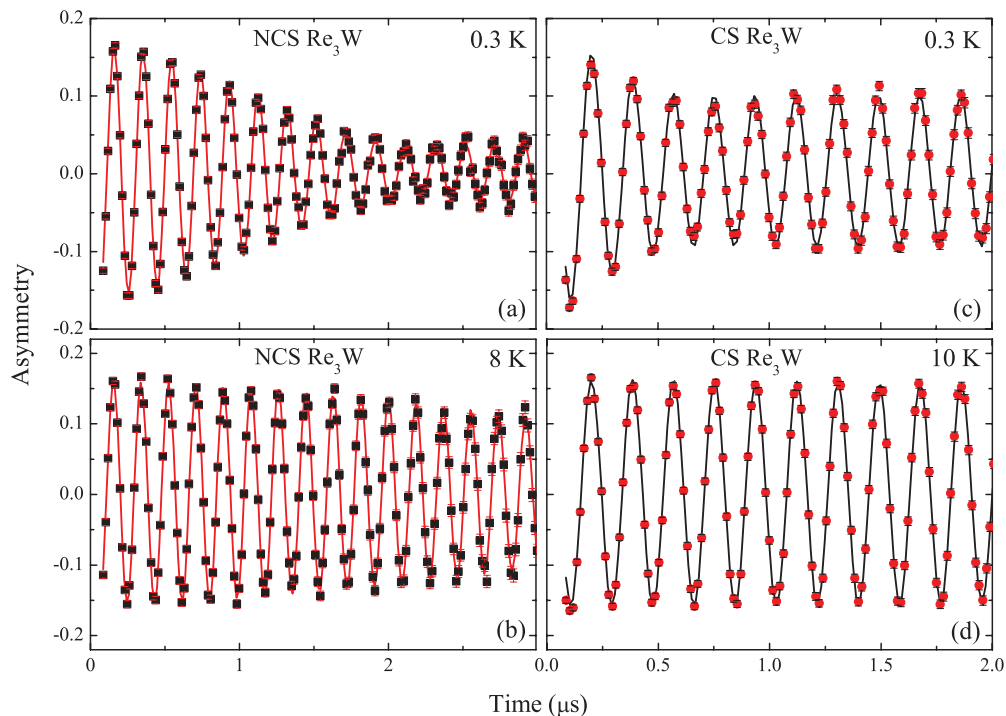


FIG. 2. (Color online) Transverse-field muon time spectra (one component) collected in a magnetic field $H = 400$ Oe at (a) 0.3 and (b) 8.0 K for the NCS phase of Re_3W and at (c) 0.3 and (d) 10 K for the CS phase of Re_3W .

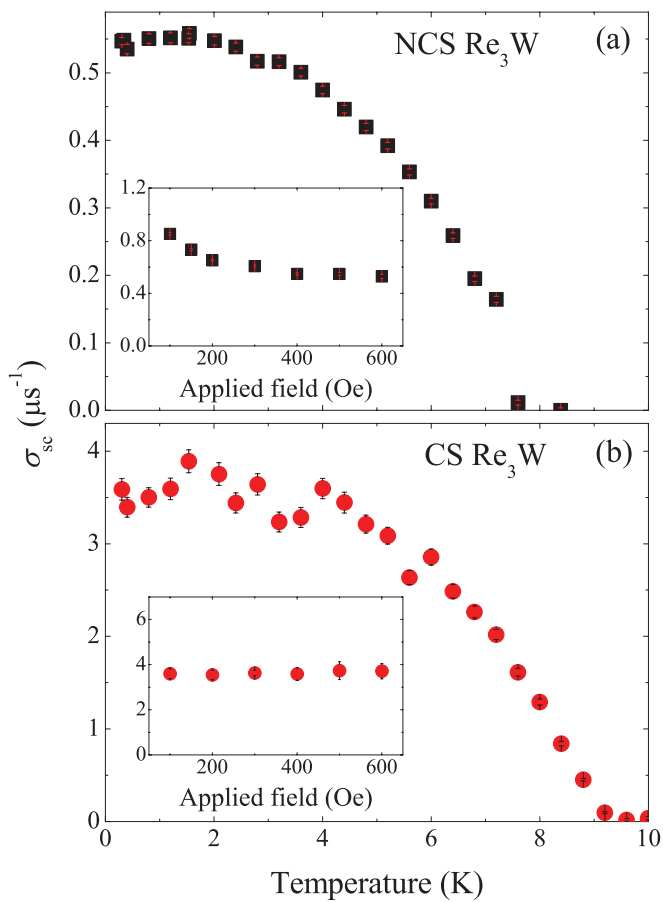


FIG. 3. (Color online) Temperature dependence of the superconducting muon-spin relaxation rate σ_{sc} , collected in an applied magnetic field $H = 400$ Oe for (a) the NCS and (b) the CS phase of Re_3W . The insets show the magnetic field dependence of σ_{sc} , obtained at 0.3 K for each of the phases.

London approximation^{30,31} for an s -wave BCS superconductor in the clean limit using the following expression:

$$\left[\frac{\lambda^2(0)}{\lambda^2(T)} \right]_{\text{clean}} = 1 + 2 \int_{\Delta(T)}^{\infty} \left(\frac{\partial f}{\partial E} \right) \frac{E dE}{\sqrt{E^2 - \Delta^2(T)}}, \quad (4)$$

where $f = [1 + \exp(E/k_B T)]^{-1}$ is the Fermi function and $\Delta(T) = \Delta_0 \delta(T/T_c)$. The temperature dependence of the gap is approximated by the expression^{28,32} $\delta(T/T_c) = \tanh\{1.82[1.018(T_c/T - 1)]^{0.51}\}$, while in the dirty limit we have

$$\left[\frac{\lambda^2(0)}{\lambda^2(T)} \right]_{\text{dirty}} = \frac{\Delta(T)}{\Delta(0)} \tanh \left[\frac{\Delta(T)}{2k_B T} \right]. \quad (5)$$

We obtain good fits to the $\lambda^{-2}(T)$ data for the NCS and the CS phases using both models discussed above (see Fig. 4). The parameters extracted from these fits are shown in Table II. There is little difference between the quality of the fits, as measured by χ_{norm}^2 , in the clean and dirty limits. As expected, the magnitudes of the gap in the clean limit are larger than those obtained for the dirty limit, but in both cases the values obtained place the materials in the strong-coupling limit.

Figure 5 shows $\lambda^2(0)/\lambda^2(T)$ as a function of the reduced temperature, T/T_c , for the CS and the NCS phases of Re_3W .

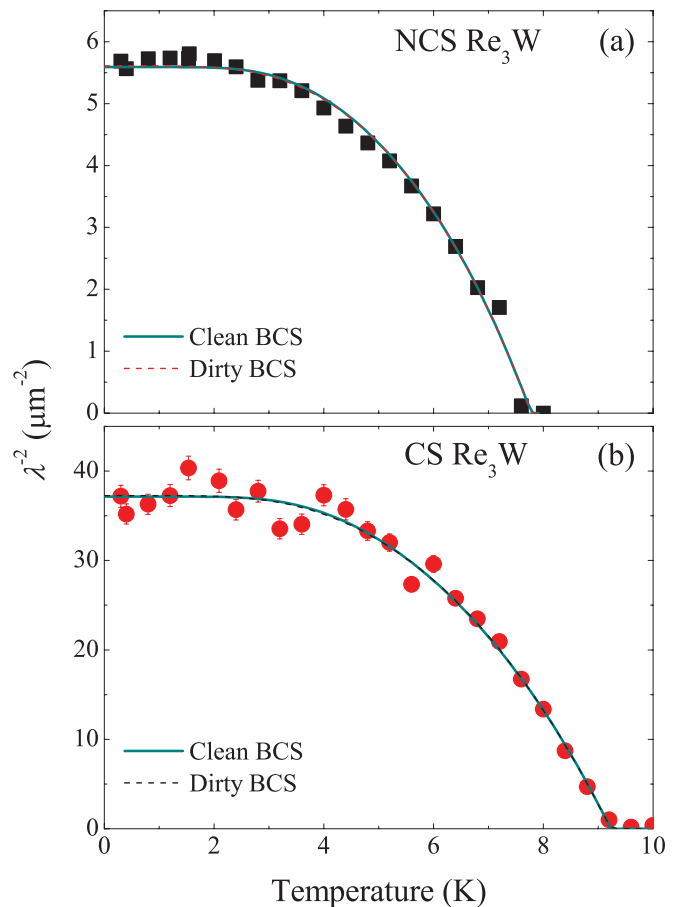


FIG. 4. (Color online) The inverse square of the London penetration depth λ^{-2} as a function of temperature for (a) the NCS and (b) the CS phases of Re_3W . The solid lines are s -wave fits to the data.

The scaling of the data clearly suggests that both phases have the same gap symmetry. Penetration depth measurements carried out on the NCS phase of Re_3W by the rf tunnel diode resonator technique and point-contact spectroscopy also suggest that the NCS phase of Re_3W is an s -wave superconductor, although Zuev *et al.* could obtain good fits to their data for NCS Re_3W only in the dirty limit.^{29,33,34}

To complement our μSR results we have carried out heat capacity measurements on the same samples used for the μSR experiments. Specific heat versus temperature $C(T)$ for both phases of Re_3W are shown in Fig. 6. As expected, no magnetic

TABLE II. Superconducting gap parameters extracted from the fits to the penetration depth data using a BCS model in the clean and the dirty limit for both the noncentrosymmetric and centrosymmetric phases of Re_3W .

NCS	Re_3W		
Model	$\Delta(0)$ (meV)	$\Delta(0)/k_B T_c$	χ_{norm}^2
Clean BCS	1.49 ± 0.04	2.22 ± 0.06	1.74
Dirty BCS	1.38 ± 0.07	2.05 ± 0.10	1.72
CS	Re_3W		
Model	$\Delta(0)$ (meV)	$\Delta(0)/k_B T_c$	χ_{norm}^2
Clean BCS	1.70 ± 0.03	2.14 ± 0.04	1.60
Dirty BCS	1.51 ± 0.06	1.90 ± 0.08	1.57

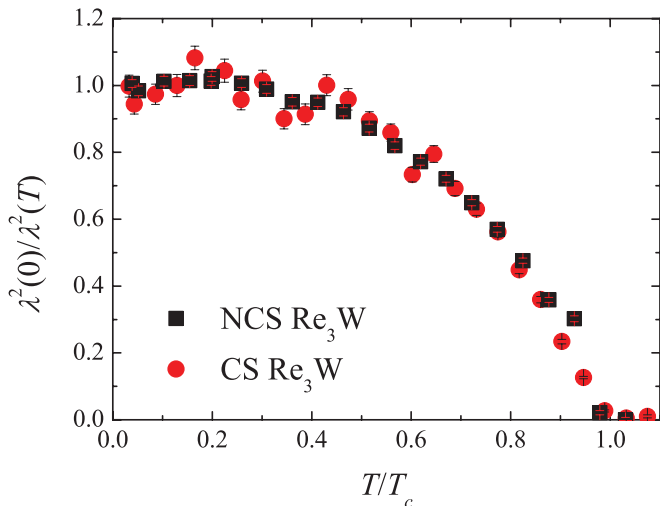


FIG. 5. (Color online) $\lambda^2(0)/\lambda^2(T)$ as a function of the reduced temperature T/T_c for the CS and the NCS phases of Re_3W .

order could be detected down to 2 K, and at high temperature, the signal is dominated by the contribution from the lattice. We can model the temperature dependence of these specific heat data using a single Debye term [see, e.g., Ref. 35]. For this analysis γ_n is fixed to the value obtained from fits to the normal state data collected just above T_c (see below). We

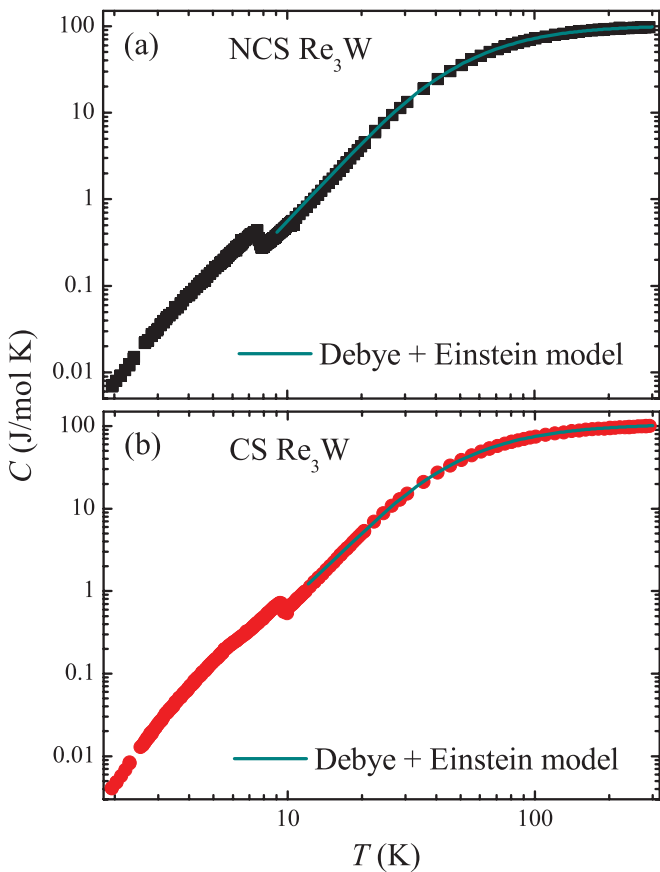


FIG. 6. (Color online) Temperature dependence of the specific heat C for (a) the NCS phase and (b) the CS phase of Re_3W . Solid lines are the combined Debye-Einstein fits to the data.

TABLE III. Parameters for the noncentrosymmetric and centrosymmetric phases of Re_3W obtained from fits to the high- and low-temperature specific heat data (see text for details).

	NCS Re_3W	CS Re_3W
Θ_D (K) [n_D]	228 ± 6 [0.78]	219 ± 1 [0.81]
Θ_E (K) [n_E]	292 ± 15 [0.22]	333 ± 6 [0.19]
γ_n (mJ/mol K ²)	15.9 ± 0.6	11.6 ± 0.8
β (mJ/mol K ⁴)	0.26 ± 0.01	0.45 ± 0.01
α ($\mu\text{J}/\text{mol K}^6$)	0.73 ± 0.04	0.51 ± 0.04
$\Delta(0)$ (meV)	1.25 ± 0.01	1.56 ± 0.01
$\Delta(0)/k_B T_c$	1.85 ± 0.02	1.90 ± 0.02

obtain a Debye temperature Θ_D of 258(1) and 247(1) K for the NCS and CS phases, respectively. Better fits to these data can be achieved by adding an Einstein contribution to the total specific heat so

$$C(T) = \gamma_n T + n_D C_D(T, \Theta_D) + n_E C_E(T, \Theta_E), \quad (6)$$

where C_D and C_E denote, respectively, the standard Debye and Einstein contributions to the specific heat with weighting fractions of n_D and n_E .³⁵ These fits produce the values for Θ_D and Θ_E shown in Table III.

Figure 7 shows C/T versus T^2 for the two phases of Re_3W . Jumps in the specific heat data due to superconducting phase transitions are clearly observed at 7.8 and 9.4 K for

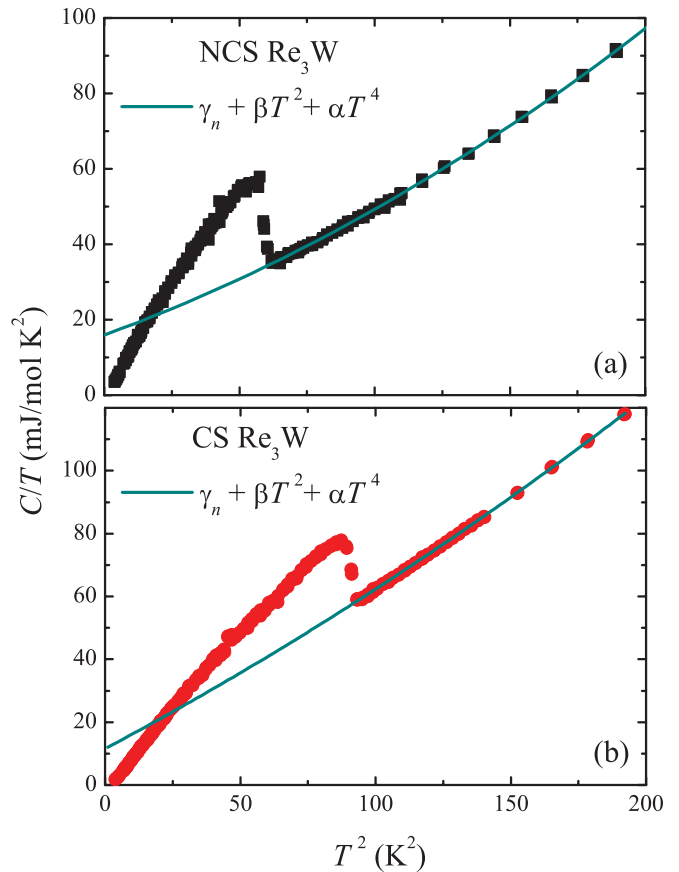


FIG. 7. (Color online) C/T versus T^2 for (a) the NCS phase and (b) the CS phase of Re_3W . Solid lines are fits to the low-temperature data above T_c using Eq. (7).

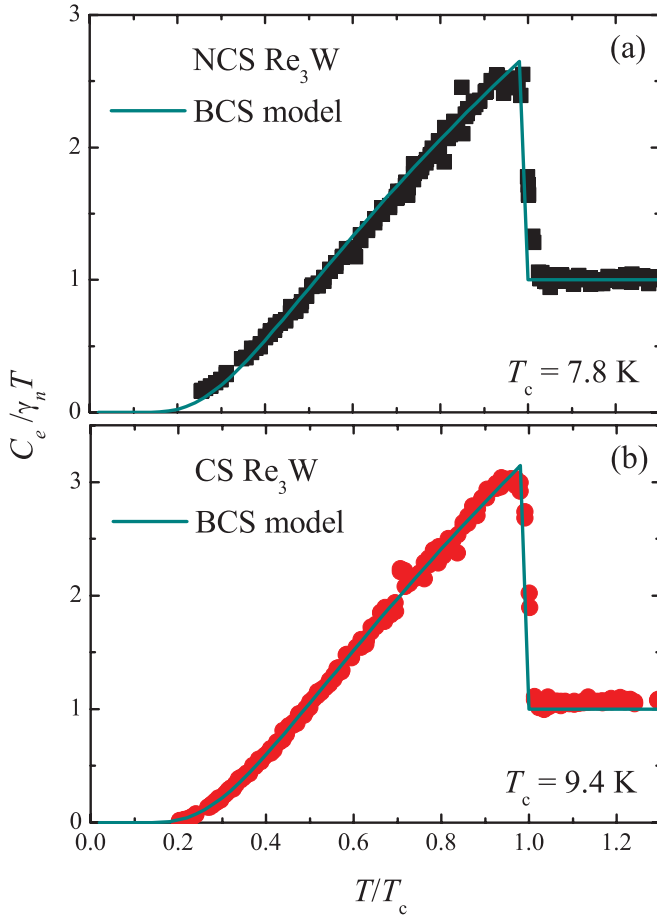


FIG. 8. (Color online) Electronic contribution to the specific heat $C_e/\gamma_n T$ plotted as a function T/T_c for (a) the NCS phase and (b) the CS phase of Re_3W . Solid lines are fits to the data using a single-gap BCS model.

the NCS and CS phases of Re_3W . These values are in good agreement with both the μSR data and our previously published magnetization and transport data.²¹ The data once again confirm the bulk nature of the superconductivity.

In principle it is possible to obtain the lattice contribution to the specific heat in the superconducting state by applying a large enough magnetic field to drive the sample into normal state. However, the upper critical fields of both phases of Re_3W are high, making it impossible for us to access the normal state at low temperatures.²¹ Nevertheless, a fair estimate of the lattice contribution can be made by fitting the low-temperature specific heat data in the normal state just above T_c using

$$C(T) = \gamma_n T + \beta T^3 + \alpha T^5, \quad (7)$$

where $\gamma_n T$ is the electronic contribution and $\beta T^3 + \alpha T^5$ represents the phonon contribution to the specific heat. The solid lines in Fig. 7 show the fits to the normal state data using equation (7). The fit parameters are listed in Table III. The γ_n values we obtain are consistent with a previous heat capacity study of a sample of Re_3W that was a mixture of the NCS and CS materials.³⁶

The electronic contribution to the specific heat C_e can then be obtained by subtracting the phonon contribution from the total specific heat data. Figure 8 shows the normalized

electronic specific heat, $C_e/\gamma_n T$, of the NCS and CS phases of Re_3W as a function of reduced temperature T/T_c . To perform a fit to the $C_e/\gamma_n T$ data in the superconducting state, we use the single-gap BCS expression³⁷ for the normalized entropy S ,

$$\frac{S}{\gamma_n T_c} = -\frac{6}{\pi^2} \frac{\Delta(0)}{k_B T_c} \int_0^\infty [f \ln f + (1-f) \ln(1-f)] dy, \quad (8)$$

with $f = \{\exp[E/k_B T] + 1\}^{-1}$, $E = [\epsilon^2 + \Delta^2(t)]$, where ϵ is the energy of the normal electrons measured relative to the Fermi energy, $y = \epsilon/\Delta(0)$, and $t = T/T_c$ is the reduced temperature. The specific heat C is then given by

$$\frac{C}{\gamma_n T_c} = t \frac{d(S/\gamma_n T_c)}{dt}. \quad (9)$$

The temperature dependence of the energy gap varies as $\Delta(t) = \Delta(0)\delta(t)$, where $\delta(t)$ is the temperature dependence of the normalized BCS gap.³⁸ The solid lines in Fig. 8 are the fits to the data using this single-gap BCS model. From these fits we obtain the superconducting gap parameters listed in Table III. There is good agreement between the gap parameters obtained from the μSR and the heat capacity measurements. These results confirm that both phases of Re_3W should be considered as strong-coupling superconductors.

IV. CONCLUSIONS

We have performed μSR and specific heat studies on polycrystalline samples of both the centrosymmetric and the noncentrosymmetric superconducting phases of Re_3W . There is no evidence in either material for any long-range magnetic order, nor for any unusual electronic behavior arising from the noncentrosymmetric structure. Our results confirm that time-reversal symmetry is preserved in this system. The absolute values of the magnetic penetration depth are $\lambda_{\text{NCS}}(0) = 418(6)$ nm and $\lambda_{\text{CS}}(0) = 164(7)$ nm. Interestingly, the change in structure appears to have no effect on either the symmetry or the temperature dependence of the superconducting gap. The temperature dependence of λ for both structural phases of Re_3W can be described using a single-gap s -wave BCS model. The s -wave symmetry present in the NCS phase of Re_3W is not unprecedented. A conventional s -wave behavior has also been observed in several other NCS superconductors.^{8,9,13,15,16,18} Heat capacity measurements on the same samples confirm the μSR results. The magnitudes of the superconducting gaps obtained from both the μSR and the specific heat studies suggest that both materials are strong-coupling superconductors.

ACKNOWLEDGMENTS

P.K.B. thanks the Midlands Physics Alliance Graduate School (MPAGS) for sponsorship. Some of the equipment used in this research was obtained through the Science City Advanced Materials project, Creating and Characterizing Next Generation Advanced Materials project, with support from Advantage West Midlands (AWM) and part funded by the European Regional Development Fund (ERDF).

*P.K.Biswas@warwick.ac.uk

- ¹E. Bauer, G. Hilscher, H. Michor, Ch. Paul, E. W. Scheidt, A. Griбанov, Yu. Seropegin, H. Noël, M. Sigrist, and P. Rogl, *Phys. Rev. Lett.* **92**, 027003 (2004).
- ²L. P. Gor'kov and E. I. Rashba, *Phys. Rev. Lett.* **87**, 037004 (2001).
- ³R. P. Kaur, D. F. Agterberg, and M. Sigrist, *Phys. Rev. Lett.* **94**, 137002 (2005).
- ⁴T. Neupert and M. Sigrist, *J. Phys. Soc. Jpn.* **80**, 114712 (2011).
- ⁵P. A. Frigeri, D. F. Agterberg, A. Koga, and M. Sigrist, *Phys. Rev. Lett.* **92**, 097001 (2004).
- ⁶V. P. Mineev, *Phys. Rev. B* **71**, 012509 (2005).
- ⁷N. Kimura, K. Ito, K. Saitoh, Y. Umeda, H. Aoki, and T. Terashima, *Phys. Rev. Lett.* **95**, 247004 (2005).
- ⁸A. B. Karki, Y. M. Xiong, I. Vekhter, D. Browne, P. W. Adams, D. P. Young, K. R. Thomas, J. Y. Chan, H. Kim, and R. Prozorov, *Phys. Rev. B* **82**, 064512 (2010).
- ⁹A. B. Karki, Y. M. Xiong, N. Haldolaarachchige, S. Stadler, I. Vekhter, P. W. Adams, D. P. Young, W. A. Phelan, and J. Y. Chan, *Phys. Rev. B* **83**, 144525 (2011).
- ¹⁰N. Metoki, K. Kaneko, T. D. Matsuda, A. Galatanu, T. Takeuchi, S. Hashimoto, T. Ueda, R. Settai, Y. Ōnuki, and N. Bernhoeft, *J. Phys.: Condens. Matter* **16**, L207 (2004).
- ¹¹T. Akazawa, H. Hidaka, H. Kotegawa, T. C. Kobayashi, T. Fujiwara, E. Yamamoto, Y. Haga, R. Settai, and Y. Ōnuki, *J. Phys. Soc. Jpn.* **73**, 3129 (2004).
- ¹²A. D. Hillier, J. Quintanilla, and R. Cywinski, *Phys. Rev. Lett.* **102**, 117007 (2009).
- ¹³T. ShibaYama, M. Nohara, H. A. Katori, Y. Okamoto, Z. Hiroi, and H. Takagi, *J. Phys. Soc. Jpn.* **76**, 073708 (2007).
- ¹⁴I. Sugitani, Y. Okuda, H. Shishido, T. Yamada, A. Thamizhavel, E. Yamamoto, T. D. Matsuda, Y. Haga, T. Takeuchi, R. Settai *et al.*, *J. Phys. Soc. Jpn.* **75**, 043703 (2006).
- ¹⁵K. Togano, P. Badica, Y. Nakamori, S. Orimo, H. Takeya, and K. Hirata, *Phys. Rev. Lett.* **93**, 247004 (2004).
- ¹⁶P. Badica, T. Kondo, and K. Togano, *J. Phys. Soc. Jpn.* **74**, 1014 (2005).
- ¹⁷H. Q. Yuan, D. F. Agterberg, N. Hayashi, P. Badica, D. Vandervelde, K. Togano, M. Sigrist, and M. B. Salamon, *Phys. Rev. Lett.* **97**, 017006 (2006).
- ¹⁸T. Klimczuk, Q. Xu, E. Morosan, J. D. Thompson, H. W. Zandbergen, and R. J. Cava, *Phys. Rev. B* **74**, 220502 (2006).
- ¹⁹R. D. Blaugher and J. K. Hulm, *J. Phys. Chem. Solids* **19**, 134 (1961).
- ²⁰R. D. Blaugher, A. Taylor, and J. K. Hulm, *IBM J. Res. Dev.* **6**, 116 (1962).
- ²¹P. K. Biswas, M. R. Lees, A. D. Hillier, R. I. Smith, W. G. Marshall, and D. M. Paul, *Phys. Rev. B* **84**, 184529 (2011).
- ²²Y. Aoki, A. Tsuchiya, T. Kanayama, S. R. Saha, H. Sugawara, H. Sato, W. Higemoto, A. Koda, K. Ohishi, K. Nishiyama *et al.*, *Phys. Rev. Lett.* **91**, 067003 (2003).
- ²³G. M. Luke, Y. Fudamoto, K. M. Kojima, M. I. Larkin, J. Merrin, B. Nachumi, Y. J. Uemura, Y. Maeno, Z. Q. Mao, Y. Mori *et al.*, *Nature (London)* **394**, 558 (1998).
- ²⁴J. E. Sonier, J. H. Brewer, and R. F. Kiefl, *Rev. Mod. Phys.* **72**, 769 (2000).
- ²⁵E. H. Brandt, *Phys. Rev. B* **37**, 2349 (1988).
- ²⁶R. S. Hayano, Y. J. Uemura, J. Imazato, N. Nishida, T. Yamazaki, and R. Kubo, *Phys. Rev. B* **20**, 850 (1979).
- ²⁷ H_{c1} is ~ 97 Oe for NCS Re_3W and ~ 279 Oe for CS Re_3W . So the lower values of H shown in the insets of Figure 3 are $\leq H_{c1}$. The flux pinning in the CS material is much stronger than in the NCS phase.²¹ Therefore, the most likely cause of the upturn in σ_{sc} in low fields for the NCS phase is flux exclusion.
- ²⁸The error in $\lambda(0)$ is the statistical error arising from the fit to the $\lambda^{-2}(T)$ data using the model described in the text. The error quoted does not take into account any systematic errors (e.g. vortex lattice disorder) that may be present in the data.
- ²⁹Y. L. Zuev, V. A. Kuznetsova, R. Prozorov, M. D. Vannette, M. V. Lobanov, D. K. Christen, and J. R. Thompson, *Phys. Rev. B* **76**, 132508 (2007).
- ³⁰M. Tinkham, *Introduction to Superconductivity* (McGraw-Hill, New York, 1975).
- ³¹R. Prozorov and R. W. Giannetta, *Supercond. Sci. Technol.* **19**, R41 (2006).
- ³²M. H. Fang, H. M. Pham, B. Qian, T. J. Liu, E. K. Vehstedt, Y. Liu, L. Spinu, and Z. Q. Mao, *Phys. Rev. B* **78**, 224503 (2008).
- ³³V. A. Kuznetsova, Ph.D. thesis, University of Tennessee (2007).
- ³⁴Y. Huang, J. Yan, Y. Wang, L. Shan, Q. Luo, W. Wang, and H.-H. Wen, *Supercond. Sci. Technol.* **21**, 075011 (2008).
- ³⁵E. S. R. Gopal, *Specific Heats at Low Temperatures* (Plenum, New York, 1966).
- ³⁶Y. Jing, S. Lei, L. Qiang, W. Wei-Hua, and W. Hai-Hu, *Chinese Physics B* **18**, 704 (2009).
- ³⁷H. Padamsee, J. E. Neighbor, and C. A. Shiffman, *J. Low Temp. Phys.* **12**, 387 (1973).
- ³⁸B. Mühlischlegel, *Z. Phys.* **155**, 313 (1959).