

$$\sum_{k=1}^n \frac{1}{k^2} = 1 + \frac{1}{4} + \frac{1}{9} + \dots + \frac{1}{n^2}$$
$$E(Y \cdot X_n) = \sum_{k=1}^n Y_k (X_k - X_{k-1})$$
$$0 \geq E(Y \cdot X_n) \geq (b-a) E \left[ \frac{1}{n} \sum_{k=1}^n \frac{1}{k^2} \right] - \left( \frac{1}{n} \right)^2$$
$$f(x) = \frac{1}{x^2}$$




**WARWICK**  
THE UNIVERSITY OF WARWICK

# Department of Statistics

MORSE

Mathematics & Statistics  
Data Science

Undergraduate Programmes



“Our pioneering degree programmes, informed by the research of today, train our students to be the decision-makers of tomorrow in an uncertain world.”

---

**Professor Jon Forster**  
Head of Department

# Welcome to the **Department of Statistics**


There has never been a more exciting time to study statistics. The digital universe is expanding at a phenomenal rate whilst businesses, governments and scientists are collecting vast amounts of data. Statisticians turn data into intelligence to extract meaningful patterns, make predictions and validate hypotheses. By analysing information gathered everywhere from banks and supermarkets, to weather stations and genetic laboratories, they inform strategy, guide policy and support scientific breakthroughs.

The coming decades promise an increasingly prominent role for statistics. All fields of social, political and physical science, including economics, business, financial and actuarial science, biology, chemistry and physics depend upon correct statistical reasoning. Even engaging in politics and understanding day-to-day news items increasingly requires an understanding of the statistics involved.

Employment opportunities are both varied and plentiful and cover areas such as the applied sciences, commerce and industry, accountancy and finance, government, teaching and research, computing and information technology, and biology and medicine.

In all situations, statistical methods are needed to extract information from existing data, to understand the underlying process that produced the data and to make predictions. These provide sound principles for complex problems arising in areas such as modern biology, market research, finance, engineering, medical and social research, psychology, linguistics, and many others.

Studying Statistics at Warwick will provide you with an understanding of fundamental mathematics, probability and statistics and the ability to study advanced topics in depth. It will also equip you with the ability to apply mathematical theory to practical problems, as well as provide access to top academics and researchers in the field, enabling you to explore the wide range of career opportunities.



Researchers in Statistics at Warwick are developing and utilising modern statistics, mathematics and computing to solve practical problems such as:

- ▶ Discovering which genes can discriminate between diseased and healthy patients
- ▶ Modelling and detecting asset price bubbles while they are happening and before they burst
- ▶ Modelling infectious diseases and identifying localised outbreaks
- ▶ Developing a fast algorithm through probabilistic modelling for compression of sound data
- ▶ Automatically diagnosing diseases with large-scale image data
- ▶ Utilising crime data for crime prevention and optimal allocation of police resources
- ▶ Predicting the outcome of elections based on exit poll data
- ▶ Improved decision making in nuclear emergency response to take into account the uncertain, dynamically changing environment



For more applied research projects see:  
[warwick.ac.uk/statistics/courses/  
researchtopics](https://warwick.ac.uk/statistics/courses/researchtopics)

The wide range of research interests means that for final-year dissertation projects, our students enjoy a rich choice of topics.

## The Department of Statistics

The Department of Statistics was formed in 1972 and since then has expanded considerably and established an enviable international reputation in teaching and research. The excellence of the department research output directly impacts teaching: our lecturing staff are active researchers in a broad range of areas in probability and statistics, from statistical theory and probability to applications in biology, economics, finance, medicine and more.

The Department of Statistics, in collaboration with Mathematics and Computer Science, is also taking a leading role in the rising field of Data Science. Warwick is one of the five founding partners of the Alan Turing Institute, the UK's national institute for Data Science.



The Department of Statistics at Warwick is ranked 20th in the World (4th in the UK) in the QS World University Rankings by Subject 2024.



Recognising commitment to advancing women's careers in STEMM (Science, Technology, Engineering, Mathematics and Medicine) academia.



65% of Warwick Research in Mathematical Sciences was assessed in REF 2021 as worldleading, ranking us 6th in the UK for research excellence and 3rd for research power (THE).



Warwick ranked 4th by the Complete University Guide 2024 Subject ranking Mathematics, Pure Maths, Applied Maths, Operational Research, Statistics.



Our courses are accredited by the Royal Statistical Society.



## What can I study?

Our undergraduate degree programmes attract well-qualified students from the UK and across the globe and produce graduates who are in great demand. We offer three distinctive, high-quality undergraduate degree programmes:

- ▶ **MORSE/MMORSE**  
(Mathematics, Operational Research, Statistics and Economics)
- ▶ **MathStat/MMathStat**  
(Mathematics and Statistics)
- ▶ **DatSci / MDatSci**  
(Data Science)

All of these courses involve substantial collaboration with other departments at Warwick (especially the Mathematics Institute, Department of Computer Science, Department of Economics and Warwick Business School).

All degrees are designed for mathematically able students; MathStat provides a thorough grounding in both theoretical and practical aspects of modern mathematics and statistics, while MORSE integrates the study of mathematics and statistics with their applications to economics, finance and management, and Data Science combines key elements of mathematics, statistics and computer science for modern large-scale data analysis.

Our degrees are available either as three-year, single honours BSc (MathStat, MORSE, Data Science) or four-year integrated Master's (MMathStat, MMORSE, MDatSci).

## Transfers

Transfers between all our degrees - DatSci / MDatSci, MathStat/MMathStat and MORSE/MMORSE - are usually straightforward for offer-holders. We therefore recommend applying to just one of our degrees. In some cases, transfers are even possible beyond the start of the first year, subject to appropriate choice of optional modules.

Changes between the three-year and four-year versions of the degrees are possible up to the beginning of the third year. Progression to the integrated master's is subject to academic performance, and a transfer from the three to four year versions may additionally require appropriate module choice.

Overseas students will need to make changes to their visa when changing their degree course. For updates and details on the process and deadlines, consult:



### Immigration Service:

[warwick.ac.uk/study/international/immigration](http://warwick.ac.uk/study/international/immigration)



### International Office:

[warwick.ac.uk/study/international](http://warwick.ac.uk/study/international)

EU, EEA and Swiss students should consult current webpages for information about tuition fees and legal status in the UK.

# How can I study?

## Course structure and flexibility

Core modules in your first two years build a solid foundation of essential knowledge and skills in mathematics and statistics, as well as computer science for Data Science students, and economics and operational research for MORSE students. You will also be offered the flexibility to choose some options. In the final years, you will have more flexibility to choose your modules with options available in statistics, mathematics, computer science, economics, operational research and more.

There are even opportunities for incorporating language and music courses throughout the entire course. In fact, many students opt to take more than the normal load of courses. Students may additionally choose to spend an 'intercalated' year in an approved industry, business or university between their last two years at Warwick.

## Learning and assessment

There are a variety of formats for learning including lectures and exercise classes for larger groups, and computer labs, supervisions, and meetings

with personal tutors in smaller groups. Many of our students form study groups to discuss their work and meet in work areas around the department or in the library.

You will be assessed by a combination of closed and open-book examinations, continuous assessment and project work, depending on your module choices. Students in our four-year degrees devote a quarter of the final year to a research project supervised by one of our academic staff members. This includes giving presentations and writing a dissertation. Data Science students undertake an additional individual project in their third year on a topic of interest. That project is supervised by academic staff members in Statistics or Computer Science, and includes a presentation and final report.



### Study advice:

[warwick.ac.uk/statistics/courses/studying](http://warwick.ac.uk/statistics/courses/studying)



### Study experience:

[warwick.ac.uk/statistics/courses/studyexperience](http://warwick.ac.uk/statistics/courses/studyexperience)



### Jason Agbeko (MORSE)

"We have some modules that are compulsory and others that are optional. You get to study with people from other departments who you can talk to and understand stuff together. That's the part that I really enjoy about it because if something doesn't make sense to me I can ask someone else and get their perspective and through that I can actually get a better understanding."

## What is MORSE?

A Mathematics degree for those interested in pursuing a course which combines theory with modern applications in operational research, statistics, finance and economics.

MORSE is a single honours degree that balances mathematical theory and its practical application to business, finance, economics and other topics; whilst also being a flagship programme at the University of Warwick. MORSE contains a balance of mathematical theory and practical work in order to produce high quality graduates who are mathematically equipped to deal with the practical problems of the modern world.

### Is MORSE for you?

MORSE is designed for good mathematicians who are interested in pursuing sophisticated theory with relevance to modern applications in operational research, finance, economics. No previous knowledge of operational research, statistics, economics or computing is required, but applicants must have an interest in applying mathematical theory to real problems.

“I learned four different major subjects during my first year to widen my horizons and find what suited me best.”

---

**Alexandra Lin**  
MORSE

### The composition of MORSE:

- ▶ **Mathematics:** provides the foundation for study in areas of application; including linear algebra, analysis, geometry, differential equations and more.
- ▶ **Operational Research:** the application of mathematics to solve problems associated with decision making, e.g. resource allocation, forecasting, optimisation, marketing, system control and simulation.
- ▶ **Statistics:** mathematical theory of probability and of the analysis of data, the study of uncertainty; including forecasting, risk analysis, stochastic modelling in finance and other areas, actuarial mathematics, and decision and game theory.
- ▶ **Economics:** the development of mathematical models for the economy; macro- and micro-economic theory; econometric modelling; competition; and public finance.

Instead of pursuing the more traditional areas of applied mathematics, MORSE relates pure mathematics to the modern application areas described above.





### Jack Carter (MMORSE)

"I feel that I have learnt many skills that are applicable to a wide variety of jobs. Despite the high workload, I have played football regularly in the Warwick intramural leagues and in my 4th year was the treasurer of Matchday society."

## Course structure

The curriculum is built on the principle that module choices get more and more flexible as you progress through the degree. On top of that, you may choose to study additional options from an even wider range of modules.

### First year

The compulsory modules in the first year concentrate on the fundamental mathematical ideas. You also study basic material from economics and operational research.

### Second year

In the second year, statistics, economics and operational research are developed further, and there is a wide range of optional modules. At the end of this year, you finalize your choice between

the three-year and four-year versions (the latter requiring suitable academic performance, such as upper second class, and appropriate module choice).

### Final years

The third (final) year of MORSE has no compulsory modules, so you can specialize in your chosen area(s).

The third year of MMORSE includes compulsory modules which may be on advanced probability, statistical modelling or financial mathematics, depending on the stream chosen.

The fourth (final) year of MMORSE offers many modules in probability, statistics, economics, operational research and financial mathematics, and you also choose a masters-level dissertation topic from one of these areas.

#### ► MORSE course structure

1st	MA	ST	EC	IB	Opt+
2nd	ST	EC	IB	Opt	Opt+
3rd	Opt				Opt+

#### ► MMORSE course structure

1st	MA	ST	EC	IB	Opt+
2nd	ST	EC	IB	Opt	Opt+
3rd	Stream Dependent				Opt+
4th	Dissertation	Opt			Opt+

**MA** = Mathematics

**ST** = Statistics

**EC** = Economics

**IB** = Warwick Business School

**Opt** = Optional modules from lists as specified by Course Regulations

## MORSE or MMORSE?

These two degree courses are nearly the same during the first two years, making it easy to reconsider your preference during your first two years at university. Differences become apparent in the final years with a supervised research project and specializations in MMORSE.

## Streams of MMORSE

For the integrated Master's, in their final two years, students may specialize in one stream:

- 1. Financial Mathematics:**  
provides students with a sound theoretical and practical basis for careers and research in financial mathematics.
- 2. Operational Research and Statistics:**  
prepares students for employment as management scientists, for research in OR and for progression to general managerial positions.
- 3. Econometrics and Mathematical Economics:**  
prepares students for careers in econometrics, economic consultancy and research in quantitative economics and finance.
- 4. Statistics with Mathematics:**  
prepares students for employment as statisticians and for research in statistics.
- 5. Actuarial**  
prepares students for an actuarial career by covering a number of actuarial examinations.
- 6. Data Analysis**  
provides the statistical and coding training in preparation for roles that require data analytic skills.

## Career opportunities

MORSE graduates can choose from a wide variety of careers, for example:

- ▶ **The Professions:** actuaries, cost accountants, chartered accountants, investment banking. MORSE is undoubtedly the most suitable degree at Warwick for those students who wish to become actuaries.
- ▶ **Management:** modern managers need to understand mathematical methods like those of operational research and decision theory, and communication skills are vital. The MORSE course, with its project work, is an excellent degree for prospective managers.
- ▶ **Industry:** industry is consistently short of well-qualified people, particularly experts in statistics and operational research. Many MORSE graduates take up such careers, where they can apply their specialist knowledge and also use their broad base of experience to communicate effectively with other specialists.
- ▶ **Teaching:** schools are still desperately short of mathematics teachers, and university careers are also possible after further study.
- ▶ **Research:** a significant number of our students go on to postgraduate degrees and research posts in industry, medical schools, government departments and elsewhere.

Assumption:  $f \in C^2$  and  $\nabla^2 f(x) \succeq m \text{Id}$  i.e.  $f$  is strongly convex

$P^t$  be the Markov kernel w.r.t.  $dX_t = -\nabla f(X_t) dt + \sqrt{2} dW_t$

$A) = \mathbb{P}(X_t \in A \mid X_0 = x_0)$        $X_{k+1} = X_k - h \nabla f(x_k) + \sqrt{2h} \xi_k$

Distribution of  $X_t$  starting from  $X_0 \sim \nu$ .

$$\int_0^t \nabla f(X_s) ds + \sqrt{2} \int_0^t dW_s = \sqrt{2t} \xi \quad \text{where } \xi \sim N(0, \text{Id})$$

$$\nabla f(X_t) - \nabla f(X'_t) = H_f(X_t - X'_t) \succeq m \text{Id}$$

$$\|X - X'\|^{1/4}, X \sim \nu, X' \sim \nu'$$

solut  
 $\{X \sim \nu, X' \sim \nu'\}$   
 $\|A z\|^{1/2}, z \in \mathbb{R}^{2d}$

“Our degrees not only provide a strong mathematical foundation but also have an application focus that enables students to solve real life problems.”

**Dr Elke Thönnies**  
 Associate Professor (Reader) (Teaching-focussed)

## What is Mathematics & Statistics?

A Mathematics course for those interested in quantitative modelling and analysis of random structures and events. It possesses considerable flexibility and allows the student to specialise in areas such as financial and actuarial mathematics, biostatistics, computational statistics, advanced statistics and probability.

These days all large organisations, industries, businesses, government departments and other services use mathematical and statistical methods extensively. Consequently, the demand for mathematical statisticians has expanded so rapidly in recent years that there is a severe shortage of well-qualified people. Our graduates are well trained in both the theory and practice of mathematics and statistics, enabling them to embark a wide variety of exciting career options or research in statistics and probability.

### Is MathStat for you?

MathStat is designed for mathematically able students who have an interest in solving mathematical problems involving risk and uncertainty inspired by modern sciences, finance, technology, survey sampling, business, medicine, industry, government and many more areas. No previous knowledge of statistics or computing is required.

#### Margaret Fregene (MMathStat)

"Once you immerse and dedicate yourself into your studies and work hard, you'll really begin to enjoy the learning experience and become excited by the prospect of selecting from the wide range of optional modules the department has to offer. The vast career opportunities the degree has to offer from consultancy, actuary, investment banking to statistical research will make completing all those difficult and time-consuming assignments worth it."

## Course structure

The curriculum's design principle provides increasing module choice and flexibility as you progress through the degree. On top of that, you may choose to study additional options such as languages.

### First year

The compulsory modules in the first year introduce the mathematical ideas underlying statistics and applied mathematics. There is a wide range of additional options from mathematics and beyond.

### Second year

In the second year, statistics and mathematics are developed further, and again there are many optional modules. At the end of this year, you finalise your choice between the three-year and four-year versions (the latter requiring suitable academic performance, such as upper second class).

### Final years

The third (final) year of MathStat has no compulsory modules, though you must take at least four statistics modules.

The third year of MMathStat includes compulsory modules on advanced probability and statistical modelling and many optional modules.

The fourth (final) year of MMathStat offers many options in statistics, mathematics and beyond, and you also choose a masters-level dissertation topic from a wide selection of areas in statistics.

## MathStat or MMathStat?

These two degree courses are nearly the same during the first two years, making it easy to reconsider your preference during your first two years at university. Differences become apparent in the final years with the MMathStat degree offering a supervised research project and the possibility to specialise in areas such as advanced statistics, biostatistics, computational statistics, actuarial and financial mathematics, and probability.

### ► MathStat course structure

1st	MA	ST	Opt	Opt+
2nd	MA	ST	Opt	Opt+
3rd	Opt			Opt+

### ► MMathsStat course structure

1st	MA	ST	Opt	Opt+
2nd	MA	ST	Opt	Opt+
3rd	ST	MA/ST	Opt	Opt+
4th	Dissertation	Opt		Opt+

**MA** = Mathematics

**ST** = Statistics

**Opt** = Optional modules from lists as specified by Course Regulations



# 30%

projected job growth for statisticians between 2022 and 2032 by US Bureau of Labor Statistics against 3% projected growth for all other professions

---

## Career opportunities

MathStat graduates can choose from a wide variety of careers, for example:

- ▶ **Industry:** industry is consistently short of well-qualified people, particularly in areas like statistics. Mathematics & Statistics provides an excellent grounding for work in this area.
- ▶ **Research:** a significant number of our students go on to postgraduate degrees and research posts in industry, medical schools, government departments and elsewhere.
- ▶ **Teaching:** schools are still desperately short of mathematics teachers, and university careers are also possible after further study.
- ▶ **The Professions:** actuaries, cost accountants, chartered accountants. MathStat graduates may obtain exemptions from some of the examinations for each of these professions.
- ▶ **Management:** modern managers need to understand mathematical methods like those of statistics and decision theory, and communication skills are vital. The use of project work in MathStat allows students to develop these skills.

## What is Data Science?

In every facet of modern life, from online shopping and social networks to scientific research and finance, we collect immensely detailed information. Data Science is concerned with turning this data into actionable knowledge through the application of cutting-edge techniques in statistics and computer science.

Data Science emphasises a formal, mathematical approach to the analysis of data. It is the first course of its kind in the UK and is administered through the Statistics Department, which has a long track record of running the successful interdisciplinary MORSE degree. Students follow a carefully designed curriculum from Statistics, Computer Science and Mathematics.

Global demand for combined statistical and computing expertise outstrips supply, with evidence-based predictions of a major shortage in this area for at least the next ten years. Our Data Science degrees are an interdisciplinary response to this demand. Our graduates obtain a definitive combination of knowledge and skills to forge successful careers in this growing area in science and commerce.

### Is Data Science for you?

Our Data Science degrees are specifically designed for individuals keen to be exposed to the sophisticated theory and methods required for addressing modern data-analytic challenges. They equip you with the knowledge, skills, and attitude required by emerging challenges in the information age.

No previous knowledge of statistics or computer science is required, but applicants must have an interest in applying mathematics to solve modern challenges.

## Data Science in practice

Data Science involves turning large scale data into value through the use of modern mathematics, statistics and computer science to address practical questions such as:

**E-commerce:** how can new items (e.g., songs on a site selling music) be recommended to a customer by combining information on the customer's past behaviour (e.g., music purchased, songs previewed, news articles read); the behaviour of other customers; and the characteristics of the items involved (e.g., music genre, artist, etc.)?

**Sports:** how can health management and outcomes in sports and fitness be improved by utilising the diverse and complex data collected from multiple sources (e.g. motion trackers, questionnaires, images and videos)?

**Disaster management:** how can emergency response to major disasters be delivered more effectively and efficiently based on satellite imagery data combined with large, unstructured text data from online sources?

**Health care:** how can information from diverse data sources (e.g. genetics, imaging, clinical, behaviour, demographic, socio-economic) be extracted to improve patient outcomes and health services, decrease costs and accelerate discovery?

### The Alan Turing Institute

In 2014, the creation of the Alan Turing Institute, the UK's national institute for Data Science, was announced with the UK government pledging an initial investment of £42m.

In 2015, Warwick was named as one of the five founding partners of the Institute. A number of academic staff members from Warwick's Departments of Statistics, Computer Science, and Mathematics serve as Turing fellows.

“It has been a pleasure to see the first three Data Science cohorts develop the unique combination of skills that are covered in this programme, and to progress to further study and a wide range of cutting-edge professional roles.”

---

**Prof. Adam Johansen**

BSc Data Science, Course Director (2017-2019)



## Course structure

The curriculum is built on the principle that module choices get more and more flexible as you progress through the degree. On top of that, you may choose to study additional options from an even wider range of modules.

### First year

The compulsory modules in the first year build a strong, general mathematical foundation. You will also be introduced to mathematical programming, data structures, probability and analysis.

### Second year

In the second year, statistical topics are explored in considerable depth, and students are exposed to algorithms, databases and software engineering. There are a number of optional modules, such as artificial intelligence and linear statistical modelling.

### Final years

The third (final) year of DatSci allows you to forge a strong curriculum through a selection of more advanced modules in Statistics and Computer Science, such as machine learning and Bayesian forecasting. It also includes a Data Science Project, which is your opportunity to showcase and expand your data-analytic knowledge and skills.

The third year of MDatSci also involves a module whose aim is to prepare you for the statistical investigative cycle from problem formulation to the communication of conclusions. The fourth (final) year of MDatSci offers a range of advanced modules from across Data Science, and you also choose a masters-level dissertation project from a wide selection of topics.

## DatSci or MDatSci?

DatSci and MDatSci are the same during the first two years, making it easy to reconsider your preference. Differences become apparent in the final years. In particular, the fourth year of the MDatSci degree offers a supervised masters-level project and the possibility to specialise in areas such as advanced statistical learning and big data, high-performance computing, algorithmic game theory, and computational biology and statistical genetics.

### ► Data Science course structure

1st	MA	ST	CS	IB	Opt+
2nd	ST	CS	Opt	Opt+	
3rd	Project	Opt	Opt+		

### ► MSci Data Science course structure

1st	MA	ST	CS	IB	Opt+
2nd	ST	CS	Opt	Opt+	
3rd	Project	ST	Opt	Opt+	
4th	Dissertation	Opt	Opt+		

**MA** = Mathematics

**ST** = Statistics

**CS** = Computer Science

**IB** = Warwick Business School

**Opt** = Optional modules from lists as specified by Course Regulations



### Jim Walsh (Data Science)

"The course is just so versatile, you really can do whatever you want in computer science, mathematics, or statistics because you will be given a foundational background in all of those. It makes you incredibly employable, even at a bachelors level you will find what you study is immediately applicable in industry. Companies are desperately looking for more people with analytical skills."

## Career opportunities

Data Scientists are in high demand and career opportunities are plentiful. Our graduates will be well prepared to embark on a wide variety of careers, for example:

- ▶ **Industry:** industry is consistently short of people equipped to take on the deep analyses of data. Data Science graduates will be well placed to help fill this gap. Opportunities exist with companies in areas such as
  - ▶ Information technology
  - ▶ Manufacturing
  - ▶ Pharmaceuticals
  - ▶ Finance
  - ▶ Telecoms
  - ▶ Market researchand a growing number of other areas.
- ▶ **Research:** many students from the Departments of Statistics and Computer Science go on to postgraduate degrees and research posts in

Mathematics, Statistics, Computer Science, Engineering, Econometrics and Physics, as well as in medical schools and government departments. In addition, an increasing number of postgraduate degrees and research posts are available in Data Science, Machine Learning and Bioinformatics, and our graduates are particularly well suited for these opportunities.

- ▶ **Teaching:** schools are desperately short of mathematics teachers, and university careers are also possible after further study.
- ▶ **Management/Professional roles:** modern managers need to understand mathematical methods such as statistics and decision theory. Familiarity with computing is important too, and communication skills are vital. Project work enables Data Science students to develop these skills. Data Science graduates may also obtain exemptions for some actuarial or accountancy exams.

## Internships and careers

The emphasis in all our courses is on mathematically based learning that is of very direct relevance to the demands of the real world. This helps explain why our graduates are so highly sought-after. The range of destinations is wide and varied.

### Alumni experiences and careers:

[warwick.ac.uk/statistics/courses/alumni](http://warwick.ac.uk/statistics/courses/alumni)

### Graduates in demand:

[warwick.ac.uk/statistics/courses/warwick-graduates-in-demand](http://warwick.ac.uk/statistics/courses/warwick-graduates-in-demand)

Many of our students do at least one internship, often the summer after the second year. A decent number receive a job offer as a result, long before graduating. An internship is also an excellent opportunity to test whether your career goals really match your hopes and expectations. If this is not the case, you still have one or more years to optimise your module choices in view of different career goals. The Careers Service is very supportive in helping to find promising opportunities and preparing for interviews.

### Careers Service:

[warwick.ac.uk/services/careers](http://warwick.ac.uk/services/careers)



### Shyam Popat (MORSE)

"In my experience Warwick is a lot more than just the degree it offers. I've had lots of different support for the softer skills. I've attended lots of workshops and careers fairs. I had a chat with the careers advisor and he advised loads of different paths that I could explore so now I've got a research internship this summer."

Warwick in

# top 6

Warwick always in top 6 in the High Fliers report "The Graduate Market" between 2015 and 2023

# 92%

Warwick Statistics Graduates are in professional jobs or post-graduate study within fifteen months of graduation.

Average salary 15 months after graduation

# £34,000

Source: [discoveruni.gov.uk](http://discoveruni.gov.uk) 2024

# Thinking about applying?

Universities and Colleges Admissions Service (UCAS)  
[warwick.ac.uk/study/undergraduate/apply](http://warwick.ac.uk/study/undergraduate/apply)

## UCAS codes:

- ▶ MORSE: GNL0
- ▶ MMathStat: GGC3
- ▶ MMORSE: GOL0
- ▶ DatSci: 7G73
- ▶ MathStat: GG13
- ▶ MDatSci: G304

Application should be made to only one of these courses. You can only get an offer for one of our courses, and it is straightforward for an offer-holder to transfer between courses. If in doubt between the three-year and four-year versions of a course, apply for the four-year integrated master's because it is possible to transfer to the BSc until the end of the second year.

Overseas students need to make their final course choice already on their visa application, and any future transfers will require the student to make changes to their visa or in some cases, apply for a new visa. Please consult current websites for updates.

For information on course transfers see page 6.

## Entry requirements

Admission criteria are similar for all our courses and require a top grade in A level Mathematics or an equivalent qualification with experience of Further Mathematics or similar qualifications being an advantage.

## Typical conditional offer:

### For those taking Further Mathematics:

A\*A\*A including A\* in both Mathematics and Further Mathematics.

### For those not taking Further Mathematics:

A\*A\*A\* including A\* in Mathematics.

Up-to-date information on the full range of offers can be found at:

[warwick.ac.uk/statistics/courses/offer](http://warwick.ac.uk/statistics/courses/offer)

STEP in Mathematics is an excellent way to prepare for Mathematics at university. Your results on these papers can only boost your performance and are the most important factors that may help if you miss the offer. To encourage you to take one of these examinations, we offer an entrance prize for outstanding achievement in any of the STEP papers.



For full details see:

[warwick.ac.uk/stats/courses/entrance-prizes](http://warwick.ac.uk/stats/courses/entrance-prizes)

For the UCAS Personal Statement, emphasis on your mathematical interests and achievements is likely to count positively, as these are key qualities found in our most successful students. Interest in probability and statistics is also relevant.

## Visits

University Open Days are held through the year.



[warwick.ac.uk/study/undergraduate/visits/opendays](http://warwick.ac.uk/study/undergraduate/visits/opendays)

These events provide an opportunity to meet staff, current and prospective students, visit campus, and learn more about our degrees and studying at Warwick.

### Enquiries

If you would like a detailed course guide for any of our degrees, please email: [stats.ug.support@warwick.ac.uk](mailto:stats.ug.support@warwick.ac.uk)

or write to:  
Department of Statistics,  
The University of Warwick,  
Coventry,  
CV4 7AL



## Mathematical Sciences at Warwick

Since its formation in 1965, Warwick has developed into one of the strongest universities for mathematical sciences, including mathematics and statistics, in the country. In recognition of this achievement, the Departments of Mathematics and Statistics were awarded the Queen's Anniversary Prize for Higher and Further Education in 2015 for their research and its global impact.

All five departments contributing to the degrees offered by the Statistics Department have consistently been awarded the highest grade in external assessments of their research work.

The Mathematics Institute has a worldwide reputation with interests in many areas of pure and applied mathematics. Warwick has a large Business School on the campus, and its members contribute to the operational research and finance teaching. The Economics Department is widely regarded as one of the top economics departments in Europe. The Department of Computer Science is one of the oldest and most established computer science departments in the UK and is a leader in computing research.

In addition to the MORSE, MathStat and Data Science courses, a full comprehensive range of other mathematical degrees is offered to students, including:

By the Mathematics Department:

- ▶ Mathematics

By the Computer Science Department:

- ▶ Discrete Mathematics

By the Physics Department:

- ▶ Mathematics & Physics

## About the University

Warwick is a world-leading university that is consistently ranked in the top 10 of all UK university league tables.


Granted a charter in the 1960s, Warwick quickly established itself as a dynamic university and has become known for its high-quality teaching and research. The Government's Teaching Quality Assessment has rated as excellent both the Mathematics and Statistics Departments.

We want students to enjoy life at Warwick. The beautifully landscaped campus acts as a backdrop for its excellent student accommodation and provides a lively and vibrant base for more than 23,000 students.

The Warwick Arts Centre is the focus for student and community entertainment and the University also provides on-campus facilities for many sports and activities. A wide range of shops, restaurants and banks are on-hand to add to the quality of student life.



Find out more about campus life:  
[warwick.ac.uk/study/undergraduate/campuslife](https://warwick.ac.uk/study/undergraduate/campuslife)



## How to apply

Everything you need to know about applying to Warwick is on our web pages. There is up-to-date information about:

- ▶ How to apply
- ▶ Writing your personal statement
- ▶ Key dates and deadlines
- ▶ How we process your application
- ▶ After you've applied

If you are made and accept an offer, and meet any outstanding conditions, we will confirm your place and look forward to warmly welcoming you at the start of your life here at Warwick.



## Overseas applicants

At Warwick, we welcome applications from across the globe, and have dedicated teams available to advise and support, as well as a global network of Agents and Representatives.



## Contextual offers

We're committed to supporting students from diverse and under-represented backgrounds. We do this in a variety of ways, including through our contextual admissions policy which is designed to ensure fairness in our admissions processes.



## Fees and funding

Students may be eligible for financial support and scholarships, depending on their circumstances.



## Accommodation

We manage approximately 7,500 self-catered rooms on campus for different budgets and requirements. Living on campus in your first year gives you the opportunity to meet people and form friendships whilst never being more than a short distance from your lectures or our amazing campus facilities. At Warwick, you'll enjoy the freedom of independent living with the security of knowing you're surrounded by people who can support you.



## Chat to our students on Unibuddy

If you have questions about living and studying at Warwick, speak to our current students to get answers on:

- ▶ Campus life
- ▶ Accommodation
- ▶ Study support, wellbeing and more



### Department of Statistics

The University of Warwick  
Coventry  
CV4 7AL



[warwick.ac.uk/statistics](http://warwick.ac.uk/statistics)



[stats.ug.admissions@warwick.ac.uk](mailto:stats.ug.admissions@warwick.ac.uk)



+44 (0)24 7652 3066

**Disclaimer:** This course information was accurate at the time of publication (May, 2024). While the University tries to ensure that the information is accurate, it does not warrant that this is the case. The University may need to make changes including to the course content, syllabus, delivery, methods of assessment, or to comply with external accrediting or reviewing bodies. It is therefore important that you revisit the relevant course website before you apply and before you accept an offer to ensure you are viewing the most up to date course information. This course information should not be construed as an offer nor does it create a contract or other legally binding relationship between the University and you or a third party. For full terms and conditions, please visit [warwick.ac.uk/ugtermsandconditions](http://warwick.ac.uk/ugtermsandconditions)