


## How to control your tile – example scripts

Connecting to your tile, disconnecting, and checking whether its connected.



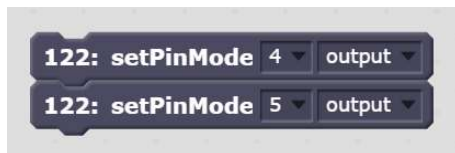
```
202: connect
202: isConnected
202: disconnect
```

Set pin mode (input, output, pwm = pulse width modulation) and check pinmode



```
202: setPinMode 0 output
202: setPinMode 1 output
202: 1 getPinmode
```

Output example setting LED's on and off

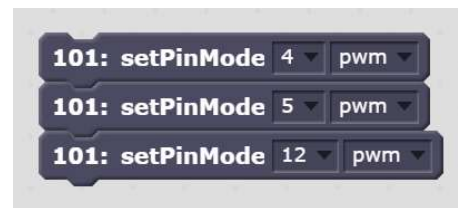


```
122: setPinMode 4 output
122: setPinMode 5 output
```



```
122: 4 set on
122: 5 set on
wait 1 secs
122: 4 set off
122: 5 set off
wait 1 secs
```

PWM example code (set pins in pwm mode)



```
101: setPinMode 4 pwm
101: setPinMode 5 pwm
101: setPinMode 12 pwm
```



```
set i to 0
repeat until i > 100
  101: 4 i pwm %
  101: 5 i pwm %
  101: 12 i pwm %
  change i by 5
  wait 0.1 secs
repeat until i < 0
  101: 4 i pwm %
  101: 5 i pwm %
  101: 12 i pwm %
  change i by -5
  wait 0.1 secs
```