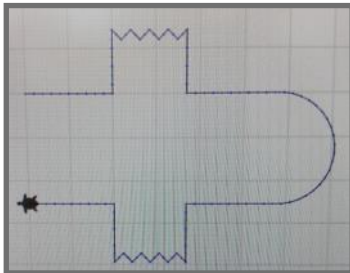


Turtlestitch Projects: Create a Critter

Making a finger puppet

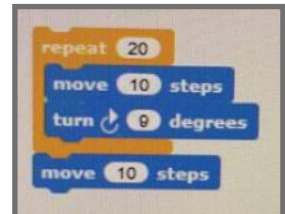
Materials: two pieces of felt.

1. Create an outline for a creature, making sure its body is wide enough to fit around a finger.




Keep the pattern smaller than 10cm x 10cm.

2. These commands may be useful for making a rounded head.



3. Stitch your design onto two layers of felt.



4. Cut around the stitches, adding hair or other features.

Taking it further...

Try making puppets in different fabrics; do you need to turn them inside out so the seam is neater?