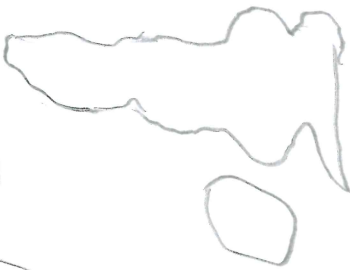


global




schools
colleges
universities

national




retention
attainment
outcomes


institutional



levels



CONCEPTS



demographics
activities
outcomes




pedagogy
activities
outcomes



demographics
activities
outcomes

concept map



examples

correlating reading ↔ outcomes
library data + student marks
eg twodersfield

using demographic data to select + target extra interventions & support
eg Derby BME strategy

visualising activity norms to track changes of trends in VLE + library use
eg NTU dashboards for tutors

ACTIONABLE INSIGHTS