


Share Kaltura Media In Your Live Session

You can share videos/media from your Kaltura Media Gallery or My Media in your Live Room session.


Share Media from the Kaltura Media Gallery or My Media

As a live room Instructor (set as a *Manager* or *Moderator* in a Channel/LMS) you may share media from the *Media Gallery* or *My Media* in the live session for synchronous playback. You may also play Webcast (live) and YouTube entries in the room or add them to the playlist.

 Playing entries is only applicable to rooms with an integration to the Kaltura Video Library.

1. Select **Tools** in the upper bar of the live room.
2. Select **Video Library** from the *Course Tools* pop-up.

Tools ×



3. Select **Media Gallery** or **My Media** respectively.
4. Find the media you want to share in your live session.
Utilize the search, filter (by entry type - Audio, Video, YouTube, Webcast, and Image), or scroll through the list of media.
If you are searching for media, you must enter at least 3 characters to render results.
Note that only audio, video, YouTube, Webcast, and image entry types may be played in the room (i.e., only these entry types display in Media Gallery or My Media).
5. Select the file(s) you want to share or use by entering *Shift + Click* or *Ctrl + Click* to select multiple files.
6. Click **Add to playlist** to play later or click **Play**.


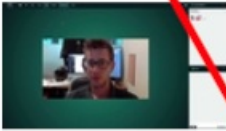
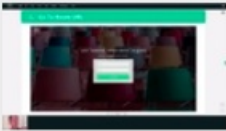
□By default, all microphones are disabled while a video is being played in the room. This is to prevent echoes caused by participants' speakers being streamed back into the room. Microphones are re-enabled automatically when the video is paused or stopped.

The microphone settings may be configured both through the room settings menu or at the company level by Kaltura's backend.

Select Media

Search media... filters ^

Gallery My Media

-  **Rec - 18 Apr 2019 11:26 - Newrow Training Assets.mp4**
Video
-  **Manage Your Device Settings**
Video
-  **Invite People To Join Your Newrow Session**
Video

[Add to playlist](#) [Play](#) [Close](#)

□ Kaltura Media plays through the Kaltura Player. Playing a video or changing slides, plays the video or slides for all participants in the live session.

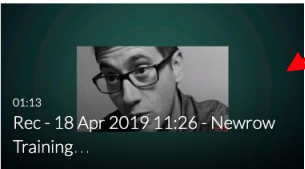
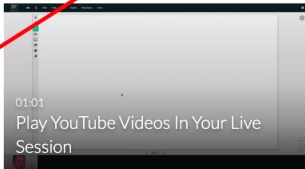

□ Your real time sessions may be recorded. Completed recordings are automatically published to *Media Gallery* within 10-15 minutes after the real time session.

Open | 33 Media | 1 Members | 0 Subscribers | Managers ^

33 Media

Search this channel

Filters > Search In: All Fields Sort By: Creation Date - Descending ▾ [Launch Live Room](#) [Add to Channel](#)

-  01:13
Rec - 18 Apr 2019 11:26 - Newrow Training...
-  01:01
Play YouTube Videos In Your Live Session
-  00:54 ...
newrow_How To: Whiteboard • File Annotations
Newrow Smart Digital Whiteboard

[template("cat-subscribe")]