



WARWICK ASSESSMENT SYSTEM

Demonstration for Economics MSc
Students

5th December 2023



About the Warwick Assessment System

- Online exam system used for some exams at the university
- Product is called WISEflow
- Reliable system
- 77% of students rate it 4 or 5 out of 5

ACCESSING THE EXAM

Accessing the exam

Email from WISEflow
<noreply@wiseflow.net>
(id number will not be
module code)

Module code and title

Start date and time of
exam

Link to the exam. Use
Chrome or Firefox if
possible. Single Sign
on access.



Enrolled on assessment (id:7000812)

Dear Eleanor Musson,

You have been enrolled on the assessment **AH0010 Introduction to Animal Health**,
created in the Warwick Assessment System (WAS).

The start date is **11-12-2023 09:00**, and the deadline is **12-12-2023 09:00**.

<https://europe.wiseflow.net/participant/display.php?id=7000812&licenseId=673>

Should you have any queries please contact: [Warwick Assessment System Helpdesk](#)



All dates and times are shown in the time zone Europe/London
Email sent 2023-12-01 11:41 am From WISEflow


[Unsubscribe](#)

End time of
the exam
(including
Reasonable
Adjustments)

Link to
helpdesk

Accessing the exam

 **WISEflow** [Blog](#) [Changelog](#)



More than paperless

A digital exam and assessment platform that is easy to use and provides great functionality.

[Learn more about WISEflow](#)

Accessing the exam

Select login method
Select a global authentication method or search for your institution.

WAYF

FEIDE

eduGAIN

WISEflow

OR

Click 'Search for your institution'

Search for your institution

Institution name

Aarhus BSS

Aarhus Maskinmesterskole

Aarhus Universitet (kun til udvalgte eksaminer i s...


Arkitektur- og designhøgskolen i Oslo

Back

Type 'Warwick'



Institution name



Back

Click 'University of Warwick'


University of Warwick


Warwick Assessment System

has access to WISEflow through the following logins



Back

Click Microsoft logo

TAKING YOUR EXAM

Overview page

WISEflow Naomi Grew

Participation

Overview

This is the overview of the flows where you are enrolled as a participant

[Participant Archive](#)

Flows

Below, you can see the flows to which you are assigned. Flows can be individual tests, sequences and examinations.

[Show only relevant flows](#) Start date

Exam	Start date	End date	Status
New Exam 2	Today - 09:00	Tomorrow - 12:00	Status: Open for participation
New Exam 1	01/02/2023 12:23	01/02/2023 14:23	Status: Enrolled on flow
New Exam 3	06/02/2023 09:00	07/02/2023 09:30	Status: Closed for participation

Exam started/open

Upcoming exam

closed exam

Student view - before exam start time

WISEflow

Participation

EC0909 Economics for beginners
EC9000_A

16/11/2023 3 hours 16/11/2023
TOMORROW **TOMORROW**
⌚ 09:00 ⌚ 12:00

Instructions

The assignment on this flow is interactive and is started from the green Start button below.

Flow information

Percentage (0.00-100.00)

Manager

These are the managers associated with the flow

Supporting material for all

EC9D30 January stu...

[Invigilator support - click here to contact the invigilator](#)

[System support for WAS - click here if there is a fault in the system](#)

Direct messages 0

[Read the flow description](#)

Direct message pop up from Invigilator

17:19 Today

Don't forget to submit your answers!

Close

Exam module code and title

Paper code

Exam timeline: start and end times

Exam duration

Direct message pop up from Invigilator

Marking scale

Read academic integrity declaration.

Invigilator support link

Technical support link

Messages from Invigilator

Before the exam

WISEflow

Participation

EC0909 Economics for beginners
EC9000_A

15/11/2023 **TODAY** 18:31

17 hours, 29 minutes

16/11/2023 **TOMORROW** 12:00

Instructions

The assignment on this flow is interactive and is started from the green Start button below.

Flow information

Percentage (0.00-100.00)

Manager

These are the managers associated with the flow

Supporting material for all

- EC9D30 January stu... [View] [Download]
- Invigilator support - click here to contact the invigilator
- System support for WAS - click here if there is a fault in the system

Direct messages 0

Read the flow description

17:19 Today

Don't forget to submit your answers!

Close

Exam timeline: start and end times

Countdown timer

Direct message pop up from Invigilator

Marking scale

Information available before the exam. Read the declaration on academic integrity

Technical support link (have this open)

Invigilator support link

Messages from Invigilator


Starting the exam



1. Paper

Start the flow

Online submission in FLOWmulti

 Anonymise the submission

Submit from offline backup

Upload offline backup

You can upload an offline backup of your paper if you have saved it in the lockdown browser



2. Submit

Submission deadline: 16:27:20

Click on 'Start the flow' to begin

Start page

Module number and exam title

Messages from invigilator

Flow description

The screenshot shows the WISEflow exam interface. At the top, there is a navigation bar with the WISEflow logo, an 'Exit' button, a settings gear icon, and a browser tab for 'EC0909 ECONOMICS FO...'. The system clock shows 19:38. On the right side of the navigation bar, there are buttons for 'Read the flow description', 'Download paper', and 'Go to submission'. The main content area displays the exam title '1372147-My paper' by Naomi Grew. A blue notification bar states 'The flow has been started'. Below this is a 'Declaration of Honesty' section with a text area for confirmation. A yellow 'Reading time' box indicates a fixed period before the assignment begins. At the bottom, a blue 'Start' button is visible. A circular callout on the right highlights a timer showing 'Flow ends at 12:00:00', 'Time left: 16:21:52', and 'Not yet saved'.

Declaration of Honesty (full version)

Notification of reading time

Start button to begin reading time

During reading time

Not able to submit during reading time

Reading time left

Instructions here

PDF exam paper here

All questions visible

Not able to write anything in box during reading time

When exam starts

WISEflow Exit EC0909 ECONOMICS FO... 20:07 Read the flow description Download paper **Go to submission**

Title: 1372147-My paper
By: Naomi Grew

Flow ends at 12:00:00
Time left: 15:52:05
The paper is saved to offline local backup

1 of 1 Overview

Student instructions

STUDENT INSTRUCTIONS

1. Read all instructions carefully. We recommend you read through the entire paper at least once before writing. (Please also note, further exam instructions are also available at this link ([Examinations Instructions \(warwick.ac.uk\)](#)))
2. Time allowed: 3 hours, plus 15 minutes reading time
3. There are **TWO** sections in this paper. Answer **TWO** questions in **Section A** and **TWO** questions in **Section B**. All questions carry equal weight (25 marks each).
4. You should not submit answers to more than the required number of questions. If you do, we will mark the questions in the order that they appear, up to the required number of questions in each section.
5. The number of marks available for a question will be stated at the end of each question.

2. There are two consumers *A* and *B* with the following utility functions and endowments, with

This formula means when the price of a good increase, the expenditure will increase. In this case, one unit increase in price of good 1, expenditure will increase by, which is the compensating value of price increase.

$\frac{5}{x}$

When ready to submit click on 'Go to submission'

Countdown clock

Accessibility adjustments

Notepad and sticky notes DO NOT USE TO ENTER YOUR ANSWERS

Enter answers (images, keyboard shortcuts, symbols menu)

Entering answers

Ways to enter your answers:

1. Handwrite your answers and upload images
2. Click on 'Formula' to type and use keyboard shortcuts or in-system symbols

Upload image

WISEflow PREVIEW ASSIGNMENT

V5: [EC9D30]

This is the assignment as it will look to the participant. Close this browser window to return to the assignment overview.

1 of 4 Next

Calculator


SECTION A

Question 1

Suppose preferences take the form:


$$u(x_1, x_2) = \alpha x_1 + (1 - \alpha)x_2, \forall$$

(a) Derive the Marshallian demands

B *I* U | $\frac{\square}{\square}$ $\frac{\square}{\square}$ | $\sqrt{\square}$ | \leftarrow \rightarrow | *I* $\langle \rangle$ | \square | $\frac{\square}{\square}$ $\frac{\square}{\square}$ $\frac{\square}{\square}$ $\frac{\square}{\square}$ | $\frac{\square}{\square}$ $\frac{\square}{\square}$ | T^c T_z | $\frac{\square}{\square}$ 

0 / 10000 Word limit

(b) Derive the indirect utility function $v(p, m)$. (8 marks)

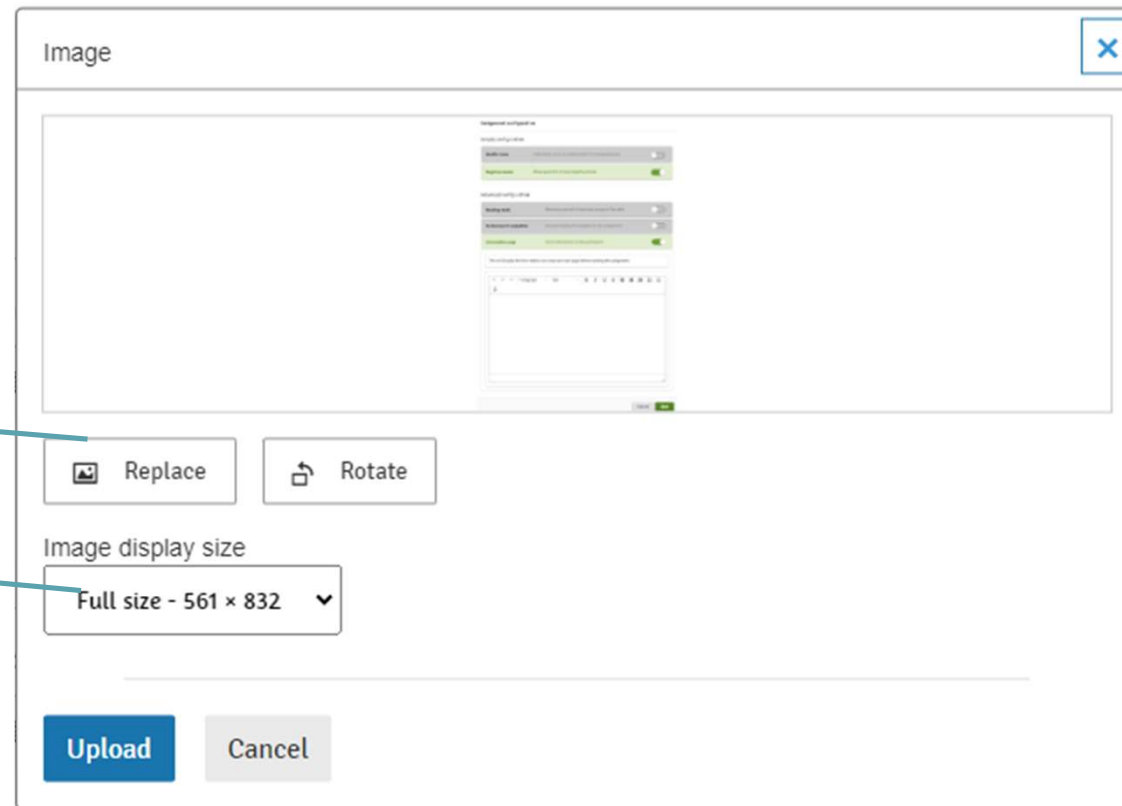
B *I* U | $\frac{\square}{\square}$ $\frac{\square}{\square}$ | $\sqrt{\square}$ | \leftarrow \rightarrow | *I* $\langle \rangle$ | \square | $\frac{\square}{\square}$ $\frac{\square}{\square}$ $\frac{\square}{\square}$ $\frac{\square}{\square}$ | $\frac{\square}{\square}$ $\frac{\square}{\square}$ | T^c T_z | $\frac{\square}{\square}$ 

0 / 10000 Word limit

More Next

Click on image icon

Upload image

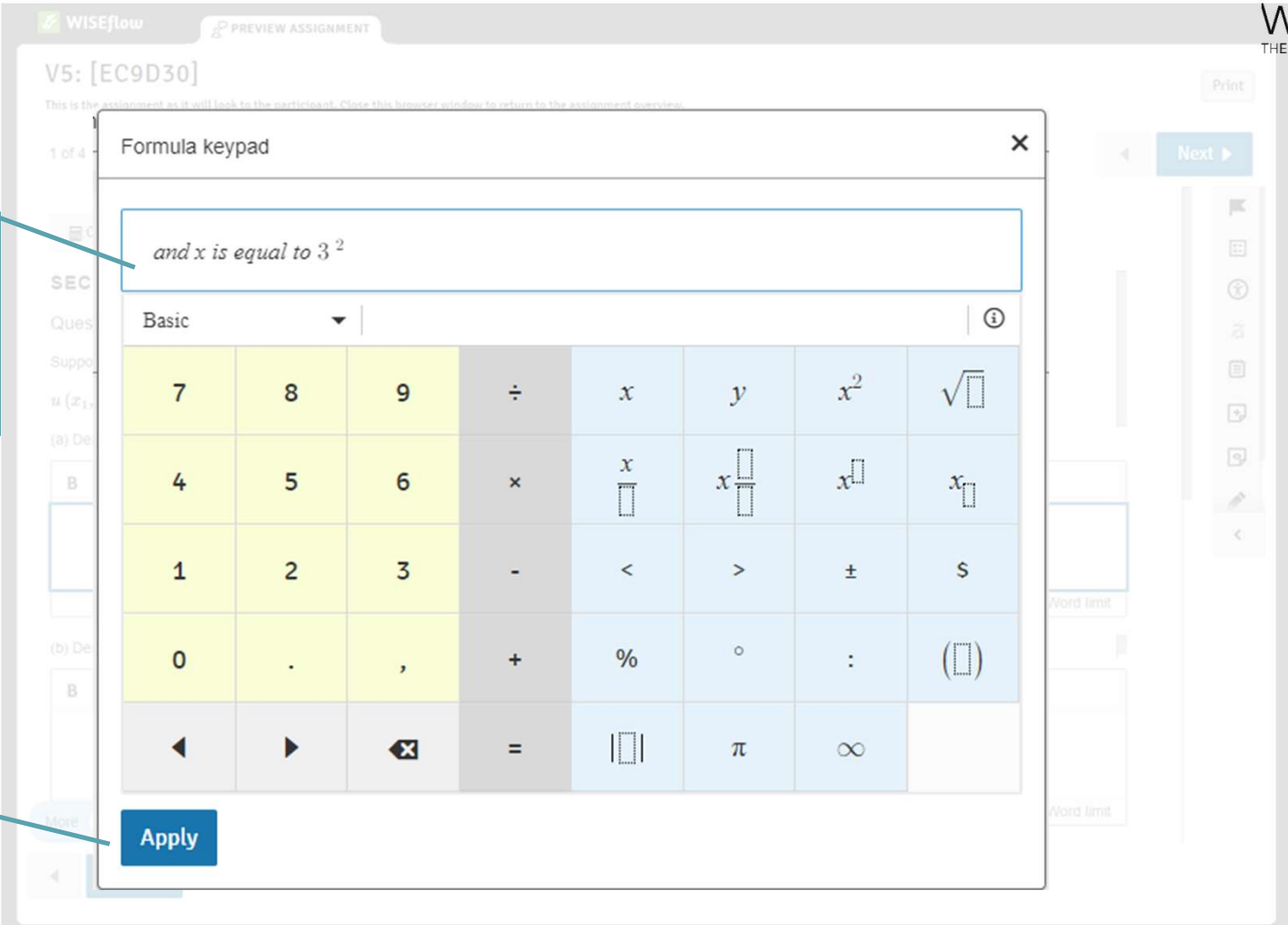


Upload a different image

Keep image to full size

Type and use keyboard shortcuts/ symbols menu

Type, use symbols and keyboard shortcuts (NB shortcuts will not work in the main answer box)



WISEflow PREVIEW ASSIGNMENT

V5: [EC9D30]

This is the assignment as it will look to the participant. Close this browser window to return to the assignment overview.

1 of 4

Formula keypad

and x is equal to 3^2

Basic

7	8	9	÷	x	y	x^2	$\sqrt{\quad}$
4	5	6	×	x_{\quad}	x_{\quad}	x_{\quad}	x_{\quad}
1	2	3	-	<	>	±	§
0	.	,	+	%	°	:	(\quad)
←	→	✕	=	$ \quad $	π	∞	

Apply

Next

Print

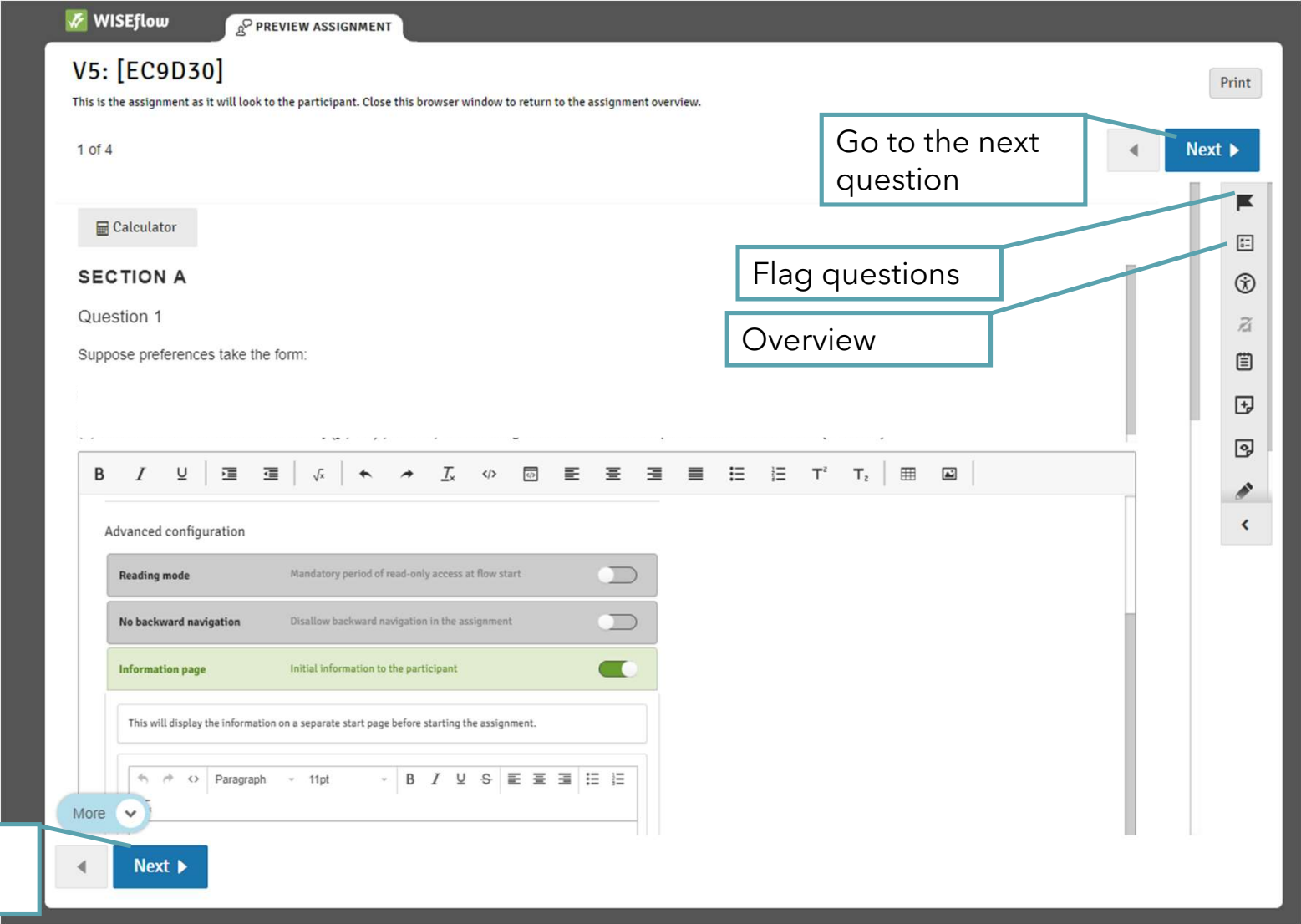
Word limit

Word limit

Click Apply to add to your answer

NOW HAVE A GO

Navigation



The screenshot shows the WISEflow 'PREVIEW ASSIGNMENT' interface. At the top, it displays 'V5: [EC9D30]' and a 'Print' button. Below this, it indicates '1 of 4' questions. A 'Calculator' button is visible on the left. The main content area is titled 'SECTION A' and contains 'Question 1' with the text 'Suppose preferences take the form:'. Below the question is a rich text editor with a toolbar and an 'Advanced configuration' section containing three toggle switches: 'Reading mode' (off), 'No backward navigation' (off), and 'Information page' (on). A 'More' dropdown menu is located at the bottom left. On the right side, a vertical toolbar contains icons for 'Next', 'Flag questions', and 'Overview'. Callout boxes with arrows point to these 'Next', 'Flag questions', and 'Overview' elements, each with the text 'Go to the next question'. Another callout box points to the 'Next' button at the bottom of the page, also with the text 'Go to the next question'.

Navigation



WISEflow PREVIEW ASSIGNMENT

V5: [EC9D30]

This is the assignment as it will look to the participant. Close this browser window to return to the assignment overview.

Print

Overview

Flagged Unattempted Partially attempted

	2		4
--	---	--	---

Vertical toolbar with icons: Home, Search, Add, Edit, Print, Back

This will display the information on a separate start page before starting the assignment.

Paragraph 11pt B I U S E M H L I

More

Next

Submitting

Go to submission

Flow ends at 20:15:00
Time left: 00:00:26
Not yet saved

Click on 'Go to submission'

Submit your paper

When you have finished your paper, it can be submitted here. When it has been submitted, it cannot be withdrawn!

Submit my paper

I want to submit my paper and end my participation

Cancel **Confirm**

Paper is being submitted

Your paper is being prepared for submission ✓

Your paper is being submitted ✓

Paper has been submitted ✓

Completed ✓

You have now successfully submitted your paper and can return to the flow page.

Return to flow page

Confirmation of submission - cannot go back

Automatic submission (not in mock)

When the deadline is reached your work will be submitted automatically if they you are online and logged into the system.

Paper is being submitted

The participation deadline has been reached and your paper is being automatically submitted

Your paper is being prepared for submission ✓

Your paper is being submitted ✓

Paper has been submitted ✓

Completed ✓

You have now successfully submitted your paper and can return to the flow page.

Return to flow page

You can request an email receipt

Paper is being submitted

The participation deadline has been reached and your paper is being automatically submitted

Your paper is being prepared for submission ✓

Your paper is being submitted ○

Paper has been submitted

HOW TO GET HELP

How to get help and guidance

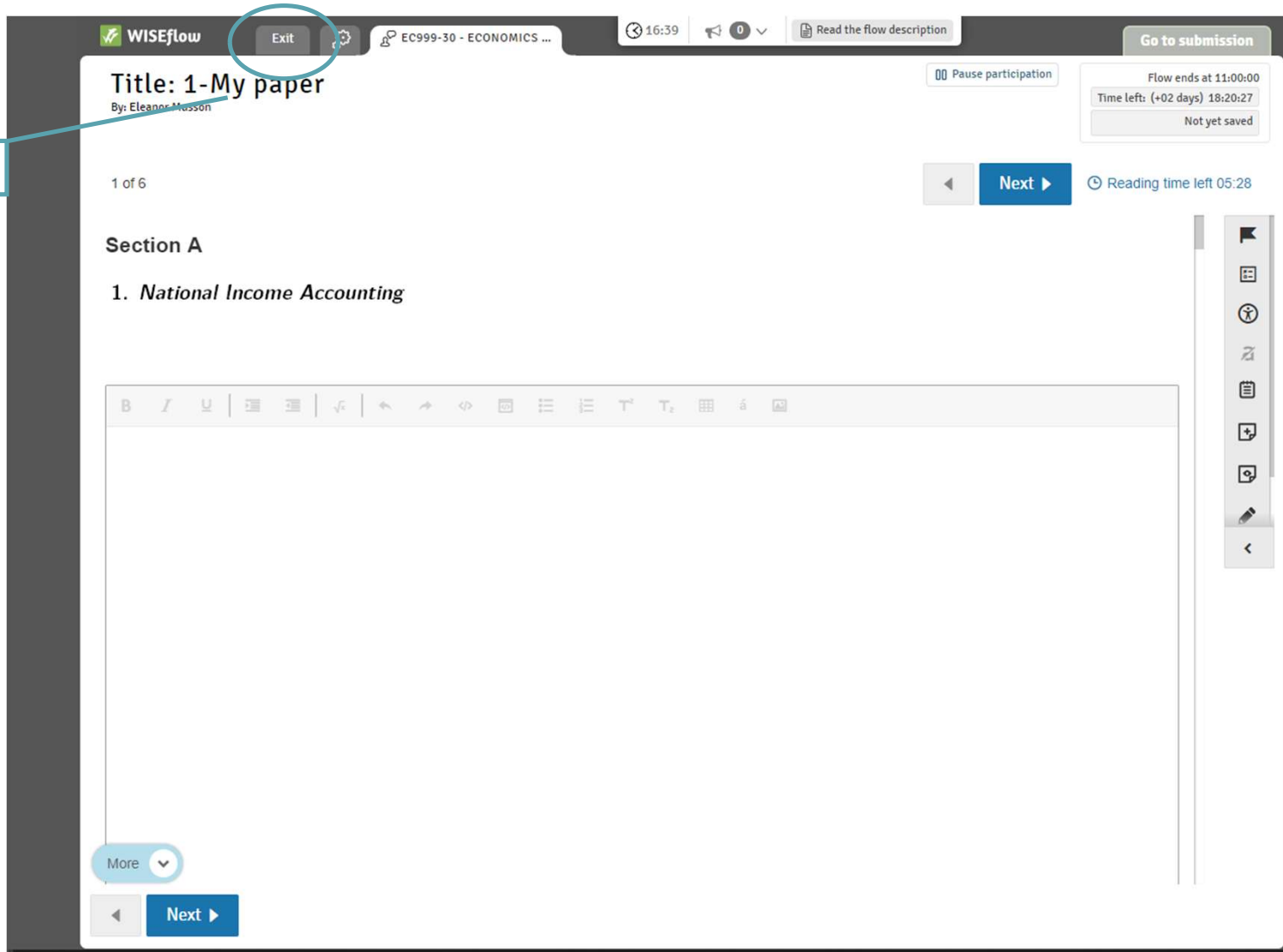
Before the exam:

- Take the mock exam
- Use the [online guides](#)

During the exam:

- The system is robust and reliable and student feedback is very positive
- Keep an eye on the time
- Contact the invigilator (next slide)
- Access technical support (next slide)

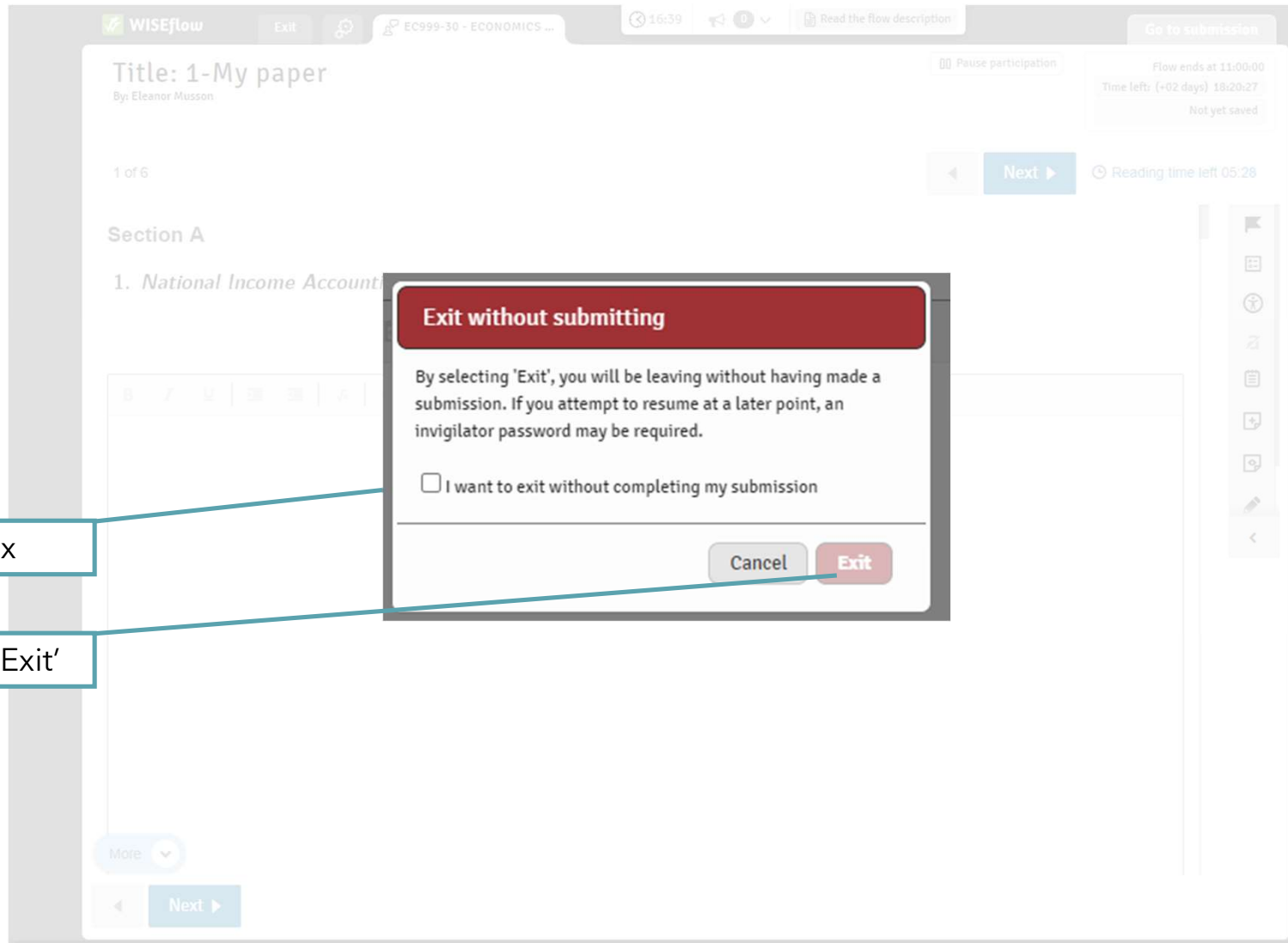
Contact the Invigilator or Technical Support



The screenshot displays the WISEflow exam interface. At the top, the navigation bar includes the WISEflow logo, an 'Exit' button (circled in red), a settings gear icon, the course name 'EC999-30 - ECONOMICS ...', the time '16:39', a volume icon, a 'Read the flow description' button, and a 'Go to submission' button. The main content area shows the title 'Title: 1-My paper' by Eleanor Masson, a 'Pause participation' button, and a timer indicating 'Flow ends at 11:00:00' and 'Time left: (+02 days) 18:20:27'. Below this, it indicates '1 of 6' questions and a 'Reading time left 05:28'. The question title is 'Section A' followed by '1. National Income Accounting'. A rich text editor toolbar is visible below the question title. At the bottom, there is a 'More' dropdown menu and a 'Next' button.

Click Exit

Contact the Invigilator or Technical Support



The screenshot shows the WISEflow interface for a paper titled "1-My paper" by Eleanor Musson. A dialog box titled "Exit without submitting" is displayed in the center. The dialog box contains the following text: "By selecting 'Exit', you will be leaving without having made a submission. If you attempt to resume at a later point, an invigilator password may be required." Below this text is a checkbox labeled "I want to exit without completing my submission". At the bottom of the dialog box are two buttons: "Cancel" and "Exit".

Tick the box

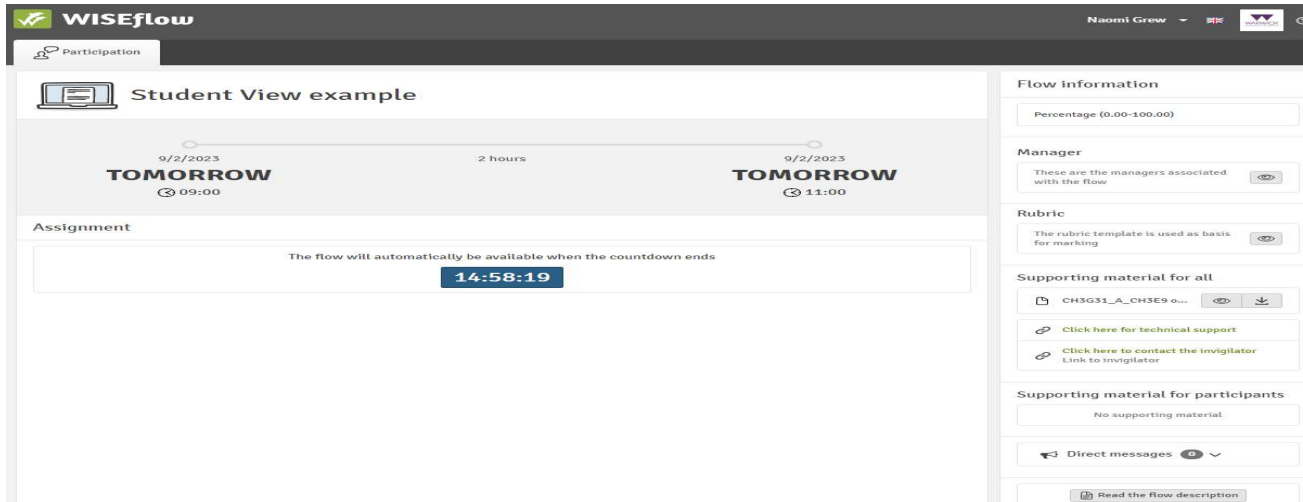
Then click 'Exit'

Contact the Invigilator or Technical Support



Click 'Return to WISEflow'

Contact the Invigilator or Technical Support



WISEflow Naomi Grew

Participation

Student View example

9/2/2023 2 hours 9/2/2023

TOMORROW 09:00 **TOMORROW** 11:00

Assignment

The flow will automatically be available when the countdown ends

14:58:19

Flow information

Percentage (0.00-100.00)

Manager

These are the managers associated with the flow

Rubric

The rubric template is used as basis for marking

Supporting material for all

CH3G31_A_CH3E9 a...

Click here for technical support

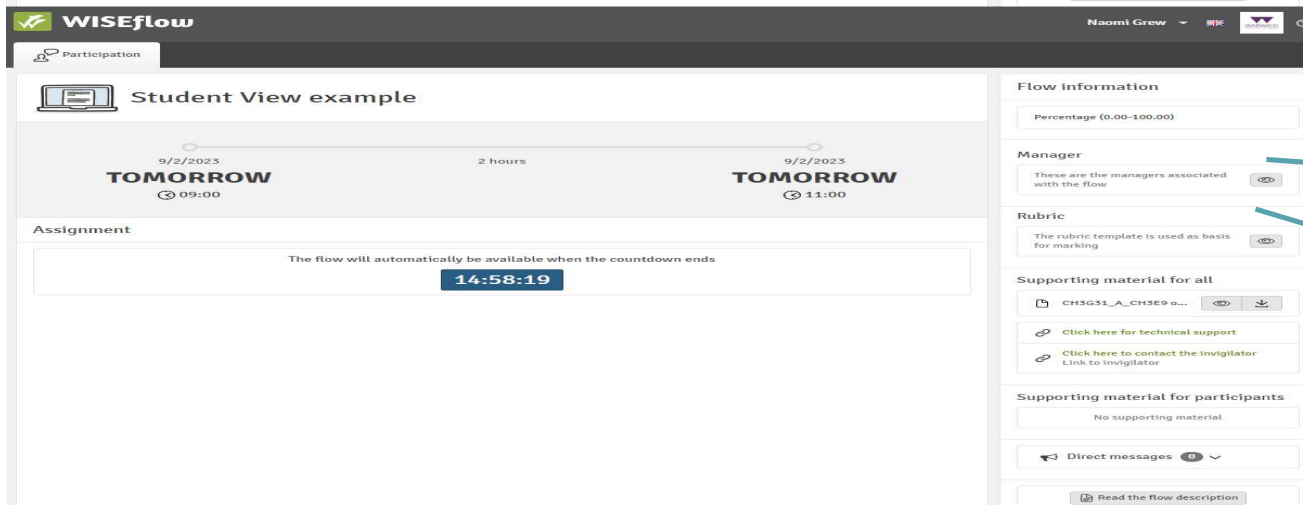
Click here to contact the invigilator

Supporting material for participants

No supporting material

Direct messages

Read the flow description



WISEflow Naomi Grew

Participation

Student View example

9/2/2023 2 hours 9/2/2023

TOMORROW 09:00 **TOMORROW** 11:00

Assignment

The flow will automatically be available when the countdown ends

14:58:19

Flow information

Percentage (0.00-100.00)

Manager

These are the managers associated with the flow

Rubric

The rubric template is used as basis for marking

Supporting material for all

CH3G31_A_CH3E9 a...

Click here for technical support

Click here to contact the invigilator

Supporting material for participants

No supporting material

Direct messages

Read the flow description

Technical support

Contact the invigilator

Contact the Invigilator or Technical Support



EC999-30 - Economics Department Training
EC999_A

Thursday **NOV. 9, 2023** 09:00
24 days, 2 hours
Sunday **DEC. 3, 2023** 11:00

Instructions
The assignment on this flow is interactive and is started from the green Start button below.

Flow information
Percentage (0.00-100.00)

Manager
These are the managers associated with the flow

Internal assessor
Carolyn Andrews
Robin Flint

Supporting material for all
No supporting material for all

Supporting material for participants
EC9040 January.pdf
http://warwick.ac.uk/fac/soc/economics/current/shared/exam-resources/examination_instructions_pg.pdf

Direct messages

Read the flow description

1. Paper
Start the flow
Online submission in FLOWmulti

2. Submit
Submission deadline: +2 days

Go back to the exam

During exam:

Technical System Support

Technical Support for WAS

I'm having technical issues with my wifi/device and this is impacting on my exam. What should I do?

If you are having technical difficulties, for example with your own device, or your connection, and this is impacting on your exam, i.e. you may not be able to complete the assessment in time, or at all, please make sure you use the [Mitigating Circumstances Portal](#) to raise any such issues.

What browser should I use?

Chrome or Firefox browsers are recommended for using WAS. These browsers ensure a better user interface experience and faster response times, and both browsers regularly update themselves.

Is there an upload/download window for WAS?

This depends on the type of exam you are taking:

- If you are taking an exam where you write a document outside of the system and upload it in pdf form (FLOWassign) you will have 25 minutes to upload you will have 25 minutes on top of the length of the exam to download the examination and to upload your answers. You will not see the 25 minutes added to the displayed end time of your exam, it will start automatically at the end of the exam time and will close as soon as 25 mins has elapsed. This time must not be used for additional working time, you must start to save your work as a pdf and upload it as soon as the exam time finishes, if you then encounter any issues you will have the 25 minutes to resolved them in time. If you haven't already uploaded a file before the 25 minute upload window begins, the submit button may be greyed out. Simply upload your file and this will reactivate.
- If you are taking an exam where you write all answers directly into the WAS (FLOWmulti) there is no upload time.
- If you are taking an Economics MSc exam, you have 25 minutes to upload your images. This is shown as part of the exam duration. You will see your exam is, for example 2 hours 25 minutes or 3 hours 25 minutes. The 25 minutes are your upload time. There is no additional upload window at the end of the exam for this type of exam.

What file type can I submit in WAS?

This depends on the type of exam you are taking:

- If you are taking an exam where you write a document outside of the system and upload (FLOWassign) this will require pdf file type to be uploaded as your main submission, you may also be able to upload appendix files depending on your exam type.
- If you are taking an Economics MSc exam, you should upload only images.

▼ How do I create a pdf from Microsoft Word?

I'm feeling unwell and this is affecting my exam performance. What should I do?

You do not need to contact the Invigilator or Technical Support if you are unwell. Rather, you should contact your home department as soon as possible and submit a request via the [Mitigating Circumstances Portal](#) (c). We strongly recommend that you read the [Mitigating Circumstances policy](#) before taking any action.

I have a question about my exam. What should I do?

If you have a query regarding the exam paper, you can raise this with the invigilator via the 'Contact an Invigilator' button. However, there is no individual two-way communication possible within WAS. Where invigilators find there is an issue that has relevance to all students, they will send a Direct Message to resolve the matter. This message will remain available for as long as the assessment is open. If the invigilator wants to make an announcement, they will post a message in WAS. Make sure you keep the WAS screen visible at all times, even if you are working on a document in another window.

WAS is not working properly, I think that there is a problem with the system. What should I do?

It is very unusual for WAS to operate incorrectly, if you think are experiencing problems with the system itself (rather than problems with your wifi or device) you can contact the [WAS support desk](#) (c). Please note that the helpdesk is unable to help with any problems with connectivity or devices.

Invigilator support

Warwick Assessment System Project ► WAS student issue

WAS student issue

Uni ID	22XXXXXXX
First Name *	Fred
Last Name *	Bloggs
Email *	fred.bloggs@warwick.ac.uk
Department *	Agriculture

Please note that you can log any issues with the assessment paper, but there is no individual two-way communication possible within WAS. Where invigilators (module convenors) find there is an issue that has relevance to all students, they will make an announcement to resolve the matter: This announcement will be made in the WAS system. This message will remain available for as long as the assessment is open.

Module Code *	
Exam name *	

Log an issue with the invigilator *

Submit issue

Invigilator's view

Participant in...	First name(s)	Last name	Pauses	Unique IP address...	Deadline for the ...	Latest status upd...	Progress	Actions
1	Carolyn	Andrews	3	23/10/2023 23:35	24/10/2023 12:08	●	Opened 94.00 % Submitted	
2	Thijs	Van Rens	1	29/10/2023 23:35	31/10/2023 13:40	●	Opened 100.00 % Submitted	
3	Robin	Flint	2	23/10/2023 23:35	24/10/2023 07:44	●	Opened 76.00 % Submitted	
4	Eleanor	Musson	2	23/10/2023 23:35	30/10/2023 15:19	●	Opened Paper saved Submitted	

Filter Reset Filter monitor content Presence Flagging 0

Show 4 out of 4 Page 1 / 1

Progress

Additional time

Activity log

Invigilator's view

Thijs Van Rens
✕

Filter
Reset

Participant in...	First name(s)	Last name	Pause
1	Carolyn	Andrews	
2	Thijs	Van Rens	
3	Robin	Flint	
4	Eleanor	Musson	

▼ Show 4 out of 4

Time stamp ^	IP address	Message
31/10/2023 13:40:43		Flow opened
31/10/2023 10:43:58		Flow opened
27/10/2023 20:57:39	87.211.74.107	Refreshing browser
27/10/2023 20:57:39	87.211.74.107	Flow opened
27/10/2023 20:57:32	87.211.74.107	Paper handed-in (PaperId: 1184837)
27/10/2023 20:57:32	87.211.74.107	Attempts to hand in
27/10/2023 20:57:07	87.211.74.107	Response saved on page 4
27/10/2023 20:56:48	87.211.74.107	Response saved on page 4
27/10/2023 20:56:25	87.211.74.107	Response saved on page 1
27/10/2023 20:55:25	87.211.74.107	Response saved on page 1,1
27/10/2023 20:54:55	87.211.74.107	Response saved on page 1
27/10/2023 20:54:25	87.211.74.107	Response saved on page 1
27/10/2023 20:53:56	87.211.74.107	Response saved on page 4,4,4,4
27/10/2023 20:53:25	87.211.74.107	Response saved on page 3,3,3,3
27/10/2023 20:52:55	87.211.74.107	Response saved on page 3
27/10/2023 20:52:26	87.211.74.107	Response saved on page 2,3
27/10/2023 20:51:55	87.211.74.107	Response saved on page 2
27/10/2023 20:51:25	87.211.74.107	Response saved on page 2
27/10/2023 20:46:25	87.211.74.107	Response saved on page 2,2
27/10/2023 20:45:55	87.211.74.107	Response saved on page 2

▼ Show 20 out of 61
< Page 1 / 4 >

Tagging 0 ✕
ons
Page 1 / 1 >

Close

INTERNET CONNECTION ISSUES

WORKING OFFLINE

If you lose connection, you can work offline.

Keep the browser open. When the participation deadline is reached, you will see:

Submission
being
attempted

Paper is being submitted

The participation deadline has been reached and your paper is being automatically submitted

Your paper is being prepared for submission ✓

Your paper is being submitted ○

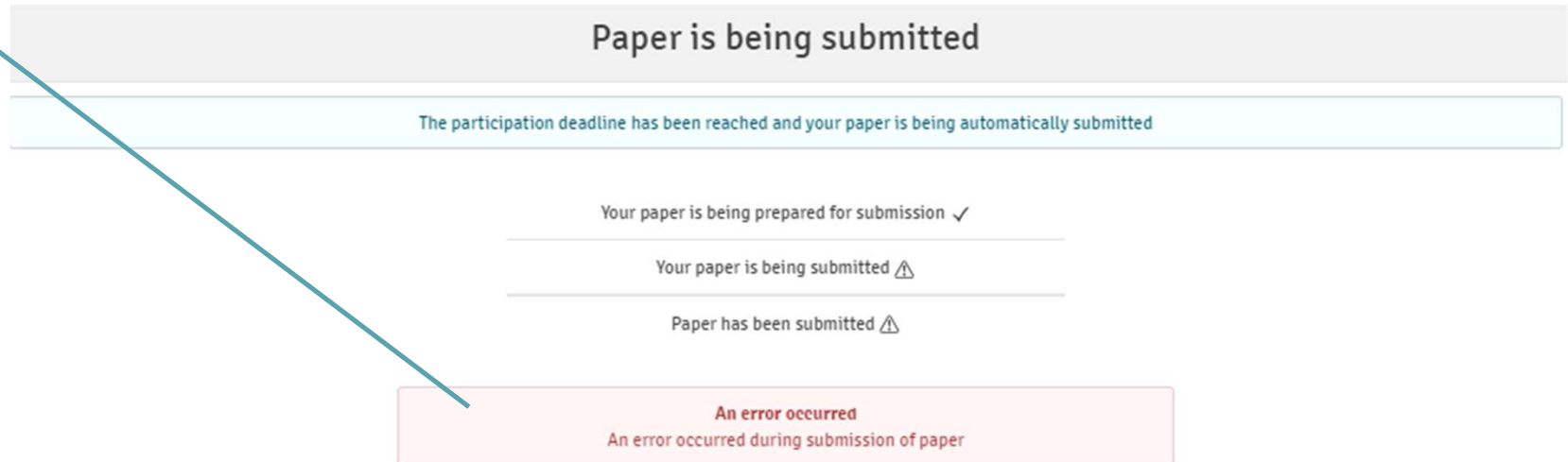
Paper has been submitted

WORKING OFFLINE

If you lose connection, you can work offline.

Keep the browser open. When the participation deadline is reached, you will see:

Submission failed.
Don't panic!



The screenshot shows a submission process that has failed. At the top, a grey bar reads "Paper is being submitted". Below it, a light blue bar states "The participation deadline has been reached and your paper is being automatically submitted". The main content area shows three steps: "Your paper is being prepared for submission ✓", "Your paper is being submitted ⚠️", and "Paper has been submitted ⚠️". At the bottom, a red error box says "An error occurred" and "An error occurred during submission of paper". A teal box on the left with the text "Submission failed. Don't panic!" has a line pointing to the error box.

Paper is being submitted

The participation deadline has been reached and your paper is being automatically submitted

Your paper is being prepared for submission ✓

Your paper is being submitted ⚠️

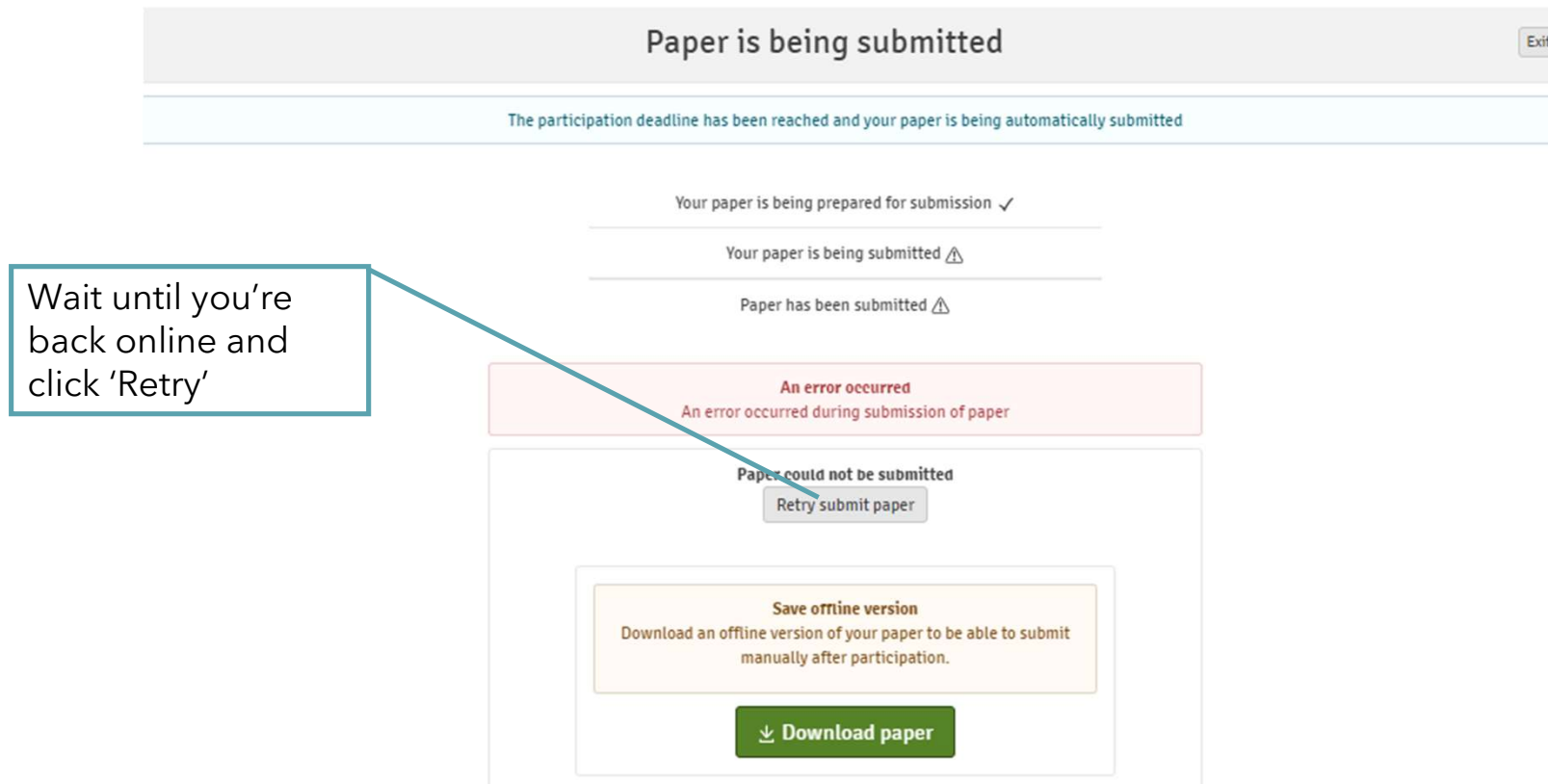
Paper has been submitted ⚠️

An error occurred
An error occurred during submission of paper

WORKING OFFLINE

If you lose connection, you can work offline.

Keep the browser open. When the participation deadline is reached, you will see:

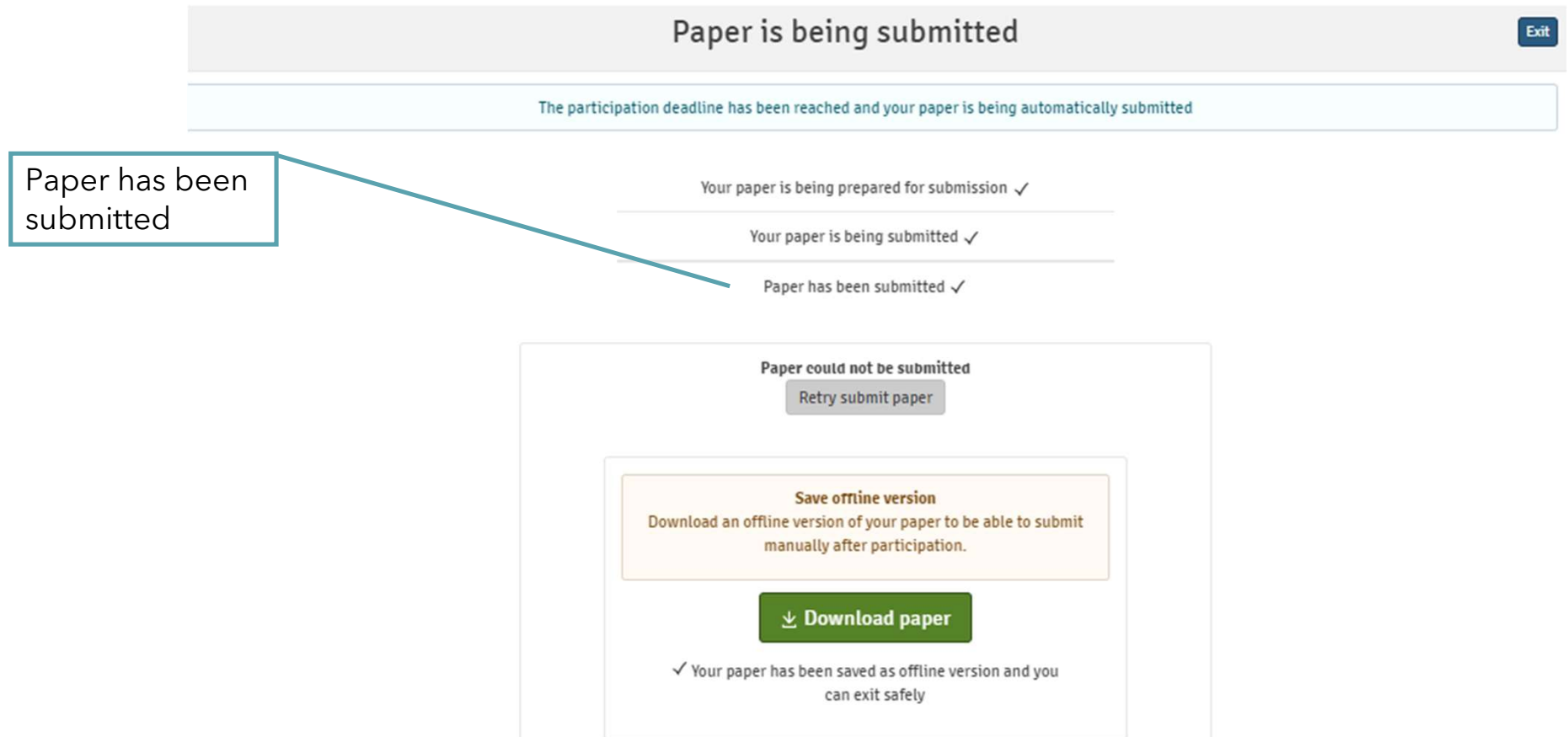


The screenshot shows a submission progress page. At the top, a grey bar says "Paper is being submitted" with an "Exit" button. Below it, a light blue bar states "The participation deadline has been reached and your paper is being automatically submitted". The main content area shows a progress list: "Your paper is being prepared for submission ✓", "Your paper is being submitted ⚠️", and "Paper has been submitted ⚠️". A red error box follows, stating "An error occurred" and "An error occurred during submission of paper". Below this, a box says "Paper could not be submitted" with a "Retry submit paper" button. At the bottom, a yellow box titled "Save offline version" says "Download an offline version of your paper to be able to submit manually after participation." with a green "Download paper" button. A callout box on the left, with a blue border and a blue arrow pointing to the "Retry submit paper" button, contains the text: "Wait until you're back online and click 'Retry'".

WORKING OFFLINE

If you lose connection, you can work offline.

Keep the browser open. When the participation deadline is reached, you will see:



The screenshot displays a submission interface. At the top, a grey bar reads "Paper is being submitted" with an "Exit" button on the right. Below this is a light blue notification bar: "The participation deadline has been reached and your paper is being automatically submitted". The main content area shows three progress steps, each with a checkmark: "Your paper is being prepared for submission ✓", "Your paper is being submitted ✓", and "Paper has been submitted ✓". A teal box on the left with the text "Paper has been submitted" has a line pointing to the third step. Below the progress steps is a white box with a grey border containing the message "Paper could not be submitted" and a "Retry submit paper" button. Inside this box is a yellow box with the text "Save offline version" and "Download an offline version of your paper to be able to submit manually after participation." Below this is a green "Download paper" button with a download icon. At the bottom of the white box is a checkmark and the text "Your paper has been saved as offline version and you can exit safely".

QUESTIONS