

# Survive and Prosper Guide to University



Congratulations!



Dear Economist,

Hello freshers! This guide provides you with an overview of your Economics courses. We will provide you with some information about life at university and sprinkle in some advice from a current student's perspective on how to ace your degree.

You passed your A-levels, and now you're here.

Get ready for your fresh new chapter!


There are some skills you learned in school that are transferable, but throughout your degree, you will find yourself experimenting with different study methods to find your best strategy for each module. It might seem daunting at first, but don't let that intimidate you! There is always time, and your first year is the best time to try out new things, especially since your first-year mark doesn't count towards your final grade. However, if you are looking to pursue further studies, you might not want to throw your first-year grades out the window.


Look out for the  icon to click on a URL.

*Good luck!*

Student contributions: Joseph Brennan, Jenny Guo, Joe Hathaway, Fedor Ivanov, Mathew Johnson, Eunice Jong, Joy Kihara, Sem Kohyrelon, Xinran Li, Anne Luo, Louisa Mboch, Esther Zhou. With thanks to Carolyn Andrews and Robin Naylor for feedback.

General disclaimer: This is a student-led guide intended to summarise and package key information. Updated information and content will be added when possible.

 For formal guidance, rules and regulations, please visit the Department's landing page [here](#).

 We welcome your feedback. If you have any suggestions or comments on this guide, please email [economics.sslc@warwick.ac.uk](mailto:economics.sslc@warwick.ac.uk).

# CONTENTS

PAGES

01

Widening Participation

3

02

Support Available

4 - 5

03

Getting started at university

[Click here](#) to find out more

6 - 16

04

Degree

17 - 28

05

Further Studies

29 - 31

06

Career

32 - 46

07

Societies

47 - 49

08

Academic Opportunities

50 - 51

09

Final Words

52

10

Glossary

53

# Widening Participation

At Warwick, the Widening Participation (WP) programme supports students from backgrounds that are typically underrepresented in higher education. There are various groups and student societies within the Department supporting students from underrepresented groups; see page 47 for more information.

## Who is eligible?

Some of the criteria include:

- First to attend university in your family.
- From a less advantaged socio-economic background
- With experience of care/ estrangement
- From neighbourhoods where there is low progression to higher education.



Eligibility can vary across programmes. Visit the [WP page](#) / check with Student Opportunity to know more!

## Opportunities



### • WP Student Network

Join the Network's events and socials, held at least twice a term. Events such as quizzes, crafting, and rock climbing help empower and inspire its members through engaging workshops and the sharing of lived experiences.

### • Warwick Scholars UG

Gain priority access to university-wide activities and opportunities, e.g., internships, mentoring and cultural experiences, to develop your skills!

### • WP Student Advisory

Over a term of ~1.5 years, you can advocate for WP students and work with decision-makers at the University to improve student experience.

## Tips to get more involved at university

### ✓ Get Active in Societies

Find a community related to your cultural identity, hobbies, or interests. Many groups actively support inclusivity and have WP or Diversity, Equity and Inclusion (DEI) representatives to ensure everyone feels welcome!

### ✓ Be a WP Ambassador

Share your journey with prospective applicants from underrepresented backgrounds. Plus, it's a paid opportunity that helps develop your communication and leadership skills.

[Link here.](#)

# Department Pastoral Support

## Academic and Pastoral Support Team

The Academic and Pastoral Support Team in the Department of Economics offers daily drop-in sessions. We have a Senior Tutor and Year Tutors.

🔗 Click [here](#) to find your Year Tutor.

## Reasonable Adjustments

To ensure there is an inclusive environment, the university considers each individual's needs.

🔗 Click [here](#) to schedule a meeting with a Disability Adviser, who will contact the Department of Economics.

## Personal Tutor

In the first two weeks, you will meet your Personal Tutor to discuss academic and pastoral issues. It is mandatory to have a Personal Tutor meeting in Terms 1 and 2. Personal Tutors can write personal statements for further studies and references for job applications.


## Mitigating Circumstances

For changes in personal circumstances that affect your studies, students are advised to drop in to the pastoral support session with the Student Support and Progression Officer for Year 1 to discuss an application for mitigating circumstances.

## Mentor

During your first year, you will be assigned a student mentor. These will be second or third-year students, who will arrange several meetings with your mentor group throughout the year. The agenda includes accommodation, internships and exams.






# Wellbeing



Your wellbeing is a priority at Warwick. Whether you're feeling overwhelmed, homesick, anxious or simply need someone to talk to, the university provides free and confidential support through its Wellbeing and Student Support (WSS) team.

## How to Access Support?



When you face...

- Stress, anxiety, homesickness, academic pressure or personal struggles
  - General wellbeing concerns...
- Book directly through the [Wellbeing Portal](#)!
- Start by booking a Brief Consultation – a 20–30 minute session with an adviser.
  - In this session, you can talk about what you're experiencing. The adviser will help you explore what support might work best for you.
  - Depending on your needs, you might:
    - Be referred to a specialist service, such as counselling or disability support.
  - If you're experiencing more severe symptoms (e.g., persistent depression, panic attacks, suicidal thoughts), you may also be advised to visit the on-campus Health Centre for long-term care or specialist referral.
    - For details, please check: [warwick.ac.uk/healthcentre](http://warwick.ac.uk/healthcentre)
  - Other support networks:
    - [support-with-harassment](#)
    - [emergency-support](#)

## Counselling and Psychotherapy Services (CAPS)

If your situation is better suited for focused emotional or psychological support, the Wellbeing Team may refer you to CAPS – Warwick's Counselling and Psychotherapy Services. CAPS offers structured counselling sessions with qualified professionals.

What to expect:

- A typical counselling cycle includes up to five one-to-one appointments.
  - All sessions are free of charge and confidential.
  - Sessions are offered both in-person and online, depending on your preference.
- [Click here](#) for more information.

You are not alone!

Reaching out is always encouraged, and everything you share is treated with care and confidentiality. 

# University Checklist

 Click [here](#) to find out what to bring.



## Important

- Passport
- Driving License - if you have one
- Credit Card



## Study Equipment

- Stationary
- Calculator  
(Programmable calculators and any calculators that can store formulas or text in examination rooms are forbidden. Example of acceptable calculators are Casio FX82, FX83 or FX85 series)



## General Living

- Towels & Toiletries
- Toilet Paper
- Coat Hangers
- Clothes drying rack
- Bedding
- Duvet
- Pillow



## Kitchen

- Washing-up liquid
- Utensils
- Mugs
- Tea towels
- Tupperware



# Central Campus Map



Click [here](#) to access the Warwick Interactive Map.



1

The Library has 5 floors, where the upper floors are quieter.

2

Junction is the E-sports hall. In Term 3, some exams take place in the Junction.

3

The Social Sciences Building has the Undergraduate Office and the Common Room.

4

Senate House offers replacements for Student ID cards or key fobs.

5

Warwick Arts Centre is the heart of cinema, plays and music concerts.

6

University Interchange is a bus stop to Coventry and Leamington Spa.

7

Oculus is where many Economics lectures take place.

8

Co-op is a convenience store.

9

SU Atrium has a nightclub, pub, bar and a cafe.

10

Rootes Building has a group study space, cafe and hall.

# Registration

## Microsoft Authenticator

Microsoft Authenticator is a two factor authentication software for protecting your university email address. This app is required for login and can be downloaded from the Google Play Store and the App Store.

## Outlook

Outlook is used to access your email address, calendar and Teams. It is easy to check emails if you have Outlook downloaded on your phone. You can register for your university Outlook at  outlook.office.com.

## Enrollment

Prior to starting university, between late August to early September, you will be sent an email from enrolment@warwick.ac.uk which will contain information on how to complete your student registration. Your unique student ID forms part of your university email address @warwick.ac.uk.

## Wi-Fi

Eduroam is a Wi-Fi network that allows you to connect your devices to the internet. In most universities across Europe, you can access Eduroam. Use your university email address and ITS account to access Eduroam.

# Platforms

## Example Timetable

	Mon	Tue	Wed	Thu	Fri
09:00				Microeconomics Seminar	
10:00	Macroeconomics Lecture	Mathematical Techniques B Seminar			Mathematical Techniques B Lecture
11:00				Microeconomics Lecture	
12:00					
13:00	The World Economy: History & Theory Seminar	Macroeconomics Lecture		Optional Module Seminar	
14:00					The World Economy: History & Theory Lecture
15:00		Optional Module Lecture			
16:00	Macroeconomics Seminar	Mathematical Techniques B Lecture		Macroeconomics Lecture	
17:00					

### Tabula

You can use Tabula to:

- Sign up for classes (EC,PO coded)
- Submit work
- View feedback and marks.
- Find your Personal Tutor
- Submit mitigation

### my.WBS

To sign up for IB modules, you use my.WBS.

### Moodle

This is a platform where you can access your lecture slides and module content. In the top right corner, you have a handy calendar to remind you to complete your quizzes and engagement activities.

### E-Vision

Administrative tools, such as tuition fees, optional modules enrollment and proof of student status, are found on E-vision.


# Accommodation

-Year 1-



## On Campus

The university provides university-allocated accommodation for first-year students, if you have met the conditions and deadlines - click [here](#) to see further details. On campus accommodation available for second and third years is Cryfield Townhouses, Heronbank, Rootes, Sherbourne and Westwood Ensuite. Accommodation allocation is based on the ballot method for first years but for second and third years, it is first-come, first-served.



## Contract Length

Over the Easter break, different accommodations have different policies regarding holiday accommodation. Some accommodations provide a 44-week room contract (that is, the whole academic year excluding the summer holiday) or a 35-week room contract (that requires room clearance over the Easter break).



## Storage

International students might choose to put their belongings in storage over the summer holidays. Usually, it costs £400 (24/25 prices). Here are some examples of companies but they are not affiliated with the university.

- Love Space
- PACK & SEND
- Storage Society

[Click here](#) for guidance from the university.



## OFF-CAMPUS

After the first year, many students choose to live off-campus in Coventry or Leamington Spa. In late October, find flatmates and start looking for accommodation on Rightmove, Zoopla, OpenRent or SpareRoom.

[Click here](#) for guidance on living off campus.

[Click here](#) to find housing support that the SU provides on looking for accommodation, landlords and FAQ's.

Try to find accommodation before Term 1 ends because most of the nice accommodation will be gone in Term 2. To find housemates, use SU Housemates Wanted.

## SUGGESTIONS

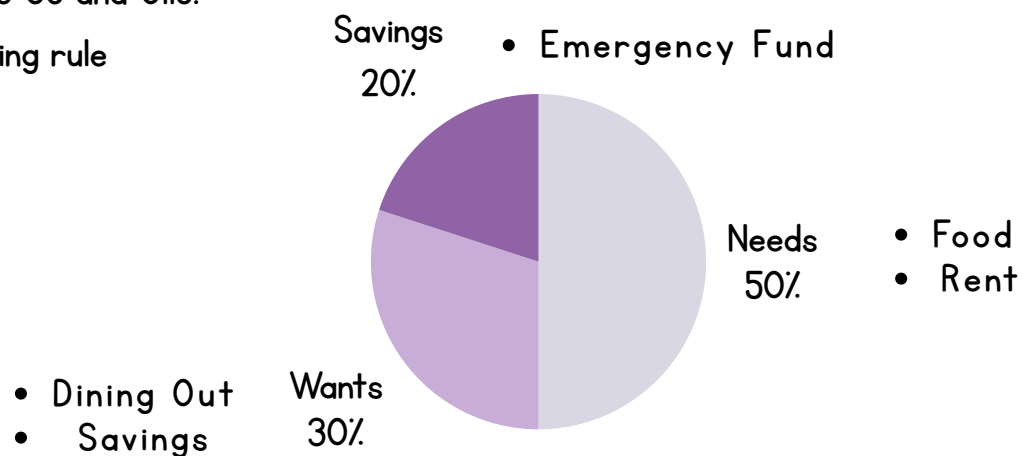
Name	Location	Rent per week (24/25 prices)
The Oaks, Student Accommodation	Coventry, 20 minutes walk from campus	£185 - £270
Station House, Student Accommodation	Leamington Spa, 50 minutes bus trip	£145
Code Students, Student Accommodation	Coventry, 25 minutes bus trip	£129 - £239
Coventry Private Landlord	Coventry, Canley or Cannon Park	£104 - £173
Leamington Spa Private Landlord	South of Leamington is more affordable. Ideal place for pub crawls and nightclubs.	£125 - £250

# PERSONAL FINANCES



## TIPS

- [Budgeting tips](#)
- Meal prepping can save a lot of time and money. Discounted food can be bought from Too Good to Go and Olio.
- 50/30/20 budgeting rule



## SOCIETIES - 24/25 PRICES

The total fee to join a club that is not sports is

- [SU General Federation Fee](#) is £16.00 for one year
- Once you have bought the SU Federation Fee, there is no joining fee to join Warwick Economics Society, Warwick Economics Summit, Warwick Women in Economics or Prosper Warwick.
- You can join in events hosted by Warwick Economics Society, Warwick Economics Summit, Warwick Women in Economics and Prosper Warwick without having to buy the SU Federation Fee.

The total fee to join a sports club is

- On-campus Warwick Sport Club Pass: £53.63
- Students' Union Sports Federation Fee: £18.00
- Sports Club joining fee: £6 (this is per club you want to join)
- The cost of the kit varies between sports clubs.
- Some societies require a Sports Hub Membership.
- Lessons might be required for clubs, such as Warwick Thai Boxing.

# PERSONAL FINANCES



## UNIVERSITY FUNDING

- [Warwick Undergraduate Global Excellence Scholarship](#)
- [Warwick Music Scholarship & Exhibitions](#)
- [Warwick Undergraduate Bursary](#)
- [Warwick Scholar](#)
- [Warwick Sanctuary Scholarships](#)
- [Hardship Fund](#)
- [Warwick Work Experience Bursary](#)
- [Turing Scheme \(Year Abroad\)](#)
- [Short Term Mobility Fund](#)
- [SU Funding](#)
- [SU information on budgeting, council tax, money, debt, food banks](#)



## BANK ACCOUNT

[The page 'Opening a UK bank account'](#) has instructions on how to open a bank account.

When applying, remember to bring:

- Passport with visa
- Enrollment certificate signed by the university
- Recent home bank statement (within 3 months)
- UK phone number



# Warwick Sport

Warwick Sport is central to university life. Whether you're an elite athlete or just looking for a fun way to stay active, there's something for everyone. With first-class facilities, over 60 sports clubs, and loads of flexible fitness options, it is the perfect place to boost your mental and physical health.

## Why get Involved?

- ✓ Improve your fitness, focus, and energy
- ✓ Meet new people and build team spirit
- ✓ Take a break from study stress
- ✓ Access top-class facilities right on campus
- ✓ Try something new – from climbing to ultimate frisbee!

### Sports Clubs & Teams

- ✓ Over 60 student-run clubs
- ✓ Compete in British Universities and College Sports leagues
- ✓ Join Warwick Active for recreational sports

## Fitness Worx Cannon Park

A cheaper alternative to Warwick Campus Gym, this offers 24/7 access to a brand new facility - located above Big Tesco in Cannon Park.

### Why Go?

- ✓ Affordable and flexible memberships
- ✓ Great for strength training, bodybuilding and high-intensity interval training
- ✓ Smaller and less crowded than the campus gym
- ✓ Welcoming staff and supportive atmosphere


## Facilities

Huge [Sports & Wellness Hub](#) with:

- 230-station gym (renovated 2025)
- 25m swimming pool
- Sauna & Steam rooms
- Indoor climbing wall
- Squash courts and multipurpose studios

Outdoor:

- 3G football pitches
- Tennis & Netball courts
- Running track
- Outdoor gym stations



# Food



## Grocery Shopping

- On Campus
  - Co-op Grocery Store
- Cannon Park
  - Tesco, Iceland, Seoul Plaza...
- Coventry City Centre
  - M&S, Sainsbury's...
- Online shopping (e.g., Ocado, Uber Eats) is also convenient!

## Cooking

- Living On Campus
- Kitchen Facilities
  - Induction Hob
  - Oven
  - Cupboard
  - Refrigerator (Fridge & Freezer)
- Tips
  - Read the kitchen instructions carefully.
  - Agree with flatmates on how to divide storage space.
  - Turn on the extractor fan when cooking to avoid setting off the smoke alarm.
  - The university offers a cleaning service once a week, but it's still important to keep your living space clean.



## Restaurants



- On Campus
  - Benugo Bar & Kitchen
    - Warwick Arts Centre
  - Panda Mami
    - Warwick Arts Centre
  - The Dirty Duck
    - 2nd Floor, Students' Union
  - Pret a Manger
    - Next to Rootes Social Building
  - Café Library
    - Ground Floor, Library
  - WBS Café
    - Ground Floor, WBS Building
  - Food Trucks (on Wednesdays)
    - The Piazza
- Coventry City Centre
  - Personally Recommended :)
  - Hello Vietnam
  - SHIN Japanese Kitchen & Bar
  - Noodle Bar
  - Selminas Restaurant & Bar
  - Turtle Bay Coventry
  - Food Trucks (Hertford Street)
- Consider visiting Birmingham/Leamington Spa!

# Things to do around Warwick

Living at the University of Warwick means that sometimes life can be a bit boring over the weekends. However, the surrounding area of the Midlands has plenty to do - you just need to know where to look!

Particularly, Coventry, Leamington Spa & Birmingham have plenty of activities to explore in your downtime. Whether it is Go Karting or Go Fishing. There is plenty that you can do.

## Why Explore?

- ✓ Unwind from study stress with great food, nature, and nightlife.
- ✓ Discover historic sights such as Warwick Castle and Kenilworth Castle.
- ✓ Find your new favourite café or independent bookshop
- ✓ Join friends at quirky pubs, escape rooms, or at a cool venue.
- ✓ Explore Coventry and Birmingham for concerts, museums, and shopping.
- ✓ Improve your wellbeing with beautiful local walks and parks

## Top Fun Activities

TeamSport Coventry - Go Karting  
Tenpin Bowling Coventry - Bowling, arcade  
Clue HQ - Escape Rooms  
Laser Quest - Classic laser tag  
Teezers - Adult mini golf with cocktails  
Boom Battle Bar - Axe Throwing, Kroenke  
FarGo Village - Indie Shops, Food festivals  
Reel Cinema - local movie nights  
Coventry Cathedral - Culture on a budget  
Warwick Arts Center - Film Club and Cinema  
SideQuest - gaming arcade in Coventry

## Best Cafes & Hangout Spots

The Muse - Cozy coffee & brunch in Leamington  
Coffee Architects - Trendy Cafe with options  
Curiositea - nerdy campus coffee shop, good for breaks  
Bean & Leaf - One of Coventry's top-rated spots  
Heavenly Desserts - Coventry's desserts  
The Aviary - Stylish Rooftop Bar in Coventry  
Gails - great place for coffee in Leamington  
Nero - great spot on campus to hang out

## Pubs, Bars & Nightlife

The Neighbourhood - student-fave in Leamington Spa  
The Dirty Duck - SU pub on campus  
Kelsey's - Leamington spot (for a good time)  
Kaspah - Big Student Club Nights  
Smack & Neon - other clubs  
The Botanist - Stunning cocktails & decor in Coventry  
The Copper Rooms - SU-run club nights & events on campus

# Academic Year

Each term lasts for 10 weeks.

## Week 0

Freshers' Week or Welcome Week contains the Societies Fair. Look out for welcome events hosted by the Department of Economics, including a trading game. Module registration opens.

## Week 2 - 3

Seminars start.

## Term 2

It is normal to feel homesick in Term 2, especially after spending Christmas with family and university life starts to become a routine. Feel free to drop into the Wellbeing Consultations at Senate House, which were covered on page 5. However, our Economics societies have exciting events in Term 2. Warwick Economics Society holds an annual ball. Warwick Economics Summit takes place in the middle of Term 2.

## Week 1

Lectures start.

## Week 6

Only PAIS modules have a reading week. A reading week is a scheduled break during the academic term where no lectures, seminars or tutorials take place. Often to catch up on lectures or coursework, revision, assignments and independent learning.

## Term 3

The first weeks are revision lectures. Normally, first-year exams take place between mid-May to early June.

# Lectures + Seminars

## What is the difference?

Lectures are large sessions where your professor delivers the core content of the module. Think of them as the place to learn the theory – you'll listen, take notes, and absorb key ideas. They're usually held in big lecture halls with lots of students, and while there may be chances to ask questions, they're mostly one-way teaching.

Seminars (also known as "Support and Feedback classes"), on the other hand, are smaller group sessions where you discuss and apply what you learned in lectures. You might go through problem sets, debate ideas, or present your thoughts. It's more interactive and gives you the chance to ask questions, share opinions and receive feedback from your tutor and peers.

## ? Problem Sets

To prepare for the seminars, lecturers prepare problem sets of questions related to the lectures they have taught.

There are pre-class ones which should be done before the seminar to help you answer the in-class sets which will be given to you in the seminar. It's good to stay on top of them and do the problem sets because they tend to be similar format to the exams.

## 🕒 Revision Time

Do this every week. Pre-class, skim the lecture slides, jot down questions, and glance at the chapter summary so you can follow the lecture rather than scramble to keep up. During in-class time, focus on active listening: annotate slides instead of copying them verbatim, and ask at least one clarifying question. Post-class, consolidate within 24 hrs – tidy your notes, watch any tricky segments again on Echo360, and create a quick flash-card set or summary page while the material is fresh.

# Resources + Grades



## How to study?

Self-study is smoother when you match the task to the right tool. Textbooks give depth, lecture notes show what's examinable, Echo360 fills gaps if you missed something live, and Moodle/module webpages host problem sets and past papers. Build a master timetable that blocks out fixed commitments (lectures, seminars), then divvy up remaining hours across modules in proportion to their credit weight and upcoming assessments—heavier or imminent modules get larger slices. Revisit each topic in spaced intervals (e.g., Day 1, Day 3, Day 7) to lock it in long-term memory. Some modules offer a study buddy system on their Moodle pages.

If you didn't study Economics in secondary school, EconplusDal YouTube Channel provides a good introduction. Take a look at the [Transition to Economics](#) and [Mathematics](#) course provided by the Department of Economics.



## Classification System

At university, your work is graded using a classification system based on percentage marks. A First Class mark (1st) is the highest, awarded for marks of 70% and above, showing excellent understanding and critical thinking. A 2:1 (Upper Second mark) is 60-69% and is considered a strong result, widely accepted by most graduate employers. A 2:2 (Lower Second mark) is 50-59%, showing a satisfactory grasp of material. A Third Class is 40-49%, the minimum pass level. Anything below 40% is a fail. While this may sound harsh compared to school, university marking is more rigorous – 70% is genuinely outstanding, and most students aim for a 2:1 or above.



[Here is the link](#) to the University of Warwick's Economics Department classification rules for more information.

[This is a link](#) to the modules you can take in your first year

# Online Assessments



## ✓ Set an alarm

Some students oversleep and miss the test, so set extra alarms and ask your flatmates to knock on your door.

## ✓ Have electronic notes

Since the test is an online open-book test, have an online document with all your notes, so you can Control + F during the exam. It is better to have notes on a laptop because transferring your notes from paper to your laptop takes time. Notion has great templates for studying notes and OneNote allows you to annotate lecture slides.

## ✓ Technical difficulties

Take a picture of the fault. Immediately, apply for Mitigating Circumstances on Tabula.

## Advice and Feedback Hours

Both lecturers and tutors have weekly Advice and Feedback Hours. Check on the lecturer's university webpage to see whether you need to book an appointment.

There are weekly Maths & Stats drop-in sessions with Nicholas Jackson.

[Click here](#) to find more academic support.

Some modules have in-person tests, so make sure to check if it's online or not.



# Optional Modules

Advice: Take one optional module in each term.  
The deadline for module registration is Week 3.  
NB: E&M students can't take optional modules in Year 1

## Unusual Options

If you don't want to choose EC-coded optional modules on this [page](#), you can look at modules offered by other departments. You would have to submit an unusual options form.

There is a list of pre-approved modules offered by other departments that do not require the filling of a form. The list of pre-approved modules in Year 1 is at this [page](#).

## Postgraduate Studies

If you are interested in postgraduate studies, choose EC-coded optional modules, particularly the mathematical modules.

## IB132: Foundations of Finance

This is a prerequisite for Principles of Finance I in Year 2. The jump between Foundations of Finance and Principles of Finance is small. The skills you acquire will be useful for a Sales & Trading role.

## IB133: Foundations of Accounting

It has an online exam in Term 3. It prepares you for the basics if you are interested in mergers and acquisitions and equity research.

Foundations of Accounting and Foundations of Finance are a popular combination, so register early to reserve a place. Make sure you choose prerequisites for the modules you want to take in Years 2 and 3.

## EC132: Industrial Economy: Strategy

This module overlaps with Term 2 Microeconomics, covering game theory and is useful for an Economic Consulting career.

## Still Unsure?

Look at the Years 2 and 3 modules you would like to study and work out the prerequisites. You can look at Module Feedback. During the first two weeks, you can attend the lectures of the optional modules.

# Year 2



Many students find Year 2 to be the hardest year out of the three-year degree. Balancing your academic journey, society roles, and career opportunities is key.

## Transition from Year 1 to Year 2

Now that you have had fun in Year 1 (hopefully), Year 2 is where university life steps up dramatically. Not only does this year count for 50% of your degree classification but it is also a year when post-university life considerations come into play. This year, you will find that many students become obsessed with “summer internships” (see relevant pages in this guide). Do consider applying for a few opportunities but really try to make this year your own. By that, we mean balance everything (academics, careers, social life) according to your priorities. You can choose 2 optional I5 CAT modules this year, so do meticulously explore your options, EC-coded or otherwise. Being disciplined with your academics from Term 1 is essential for success in Year 2; otherwise, you will fall behind. Keep connected with Year 1 friends too as you may not live as close together as you did last year.

## EC226 - Econometrics

This is a famous Warwick Economics module that notoriously frightens students. It's a core module for most economics students. Some students (e.g., in EPAIS) take EC203 (Applied Econometrics) instead, which we won't talk about here.

The module is all about understanding basic principles of econometrics (OLS, CLRM, Co-integration, etc.)

Regularly study for this module (SERIOUSLY) because it is easy to fall behind. You cannot cram the night before for this exam. Attend lectures, workshops, seminars and advice and feedback hours, even if you don't for other modules.

Part of this module's assessment is group work. Find a good group of people to work with who are reliable.

## Helpful Academic Tips

- If you have the time, in the summer before Year 2, revise core Year 1 statistics concepts (like hypothesis testing). Reviewing Stata and R will pay dividends for fortnightly EC226 coding assignments and the final group project.
- Play to your interests and strengths with respect to optional modules. Do what you enjoy, not what is the most popular.
- Some other key topics to consider are the basics of game theory and macroeconomics.
- Ben Lambert's YouTube Channel is a good introduction to Econometrics. Introduction to Econometrics (Stock et al, 2019) is a helpful textbook.
- Ritvik Maths YouTube Channel might be useful if you want to understand the intuition behind Time Series.

# Year 3

This is the year where you have the most freedom to control your education, building on Years 1 and 2.

## Summary of the Year

The final year! As with Year 2, you take 120 CATS of modules. Students often enjoy this year the most as you have full freedom to pick whatever modules you want. This means you can specialise in areas (economics or otherwise) that you have found interesting in Years 1 and 2. The year is also unique in that you can complete a dissertation, applying your economics knowledge to a topic of your choosing. It is also a transition year. This is your last year at the University of Warwick, so really do make the most of it. Join the society that you have been putting off. Try that sport. Make the most of your lectures. It goes very quickly. Use this year to plan for your future and make the most of university.

## EC331 and EC346

This is a final year research project which applies the basic ideas of economics (to a research question of your interest), also known as the 'dissertation'.

This module is optional but popular amongst final year economists. In EC331, you are matched with a professor in the Department to be your "supervisor". The module is unique in that it gives you the opportunity to pursue a research question of your own choice, building on your economics studies.

## General tips

- The year goes quickly. Quicker than Year 1 or Year 2.
- Think about your post-uni plans, whether that be employment, further study or a break. This year is the time to set yourself up for the future.
- Take advantage of university opportunities. This is the last year you have to do this!
- Set 1-2 key goals for the year. This can be academic, personal or career-related.
- Tie down friendships and connections for post-uni life.
- Choose modules you are interested in. This is (maybe) the last year you will be studying at the University of Warwick!
- Celebrate your achievements and don't neglect downtime.

# Study a Year Abroad

 Click [here](#) to find out which universities are available

A year abroad is an exciting opportunity to study, work, or volunteer overseas as part of your Warwick degree. The year abroad is taken after the second year, with students then returning to take their final year in what is their 4th year of study. Whether you want to improve your language skills, experience a new culture, or explore a global career path, it's a unique way to gain life-changing experiences while boosting your CV.

## Why Go Abroad?

- ✓ Boost your employability - students who go abroad are more likely to earn more and get better jobs.
- ✓ Build independence, confidence and global awareness.
- ✓ Experience new cultures, languages and friendships.
- ✓ Improve language fluency - live, learn and speak in a new place
- ✓ Develop a stronger international network, if you plan on leaving the UK / working abroad.

## Who Can Apply?


If you're in your second year of university and on track for a 2:1 or above, you will be eligible to apply. Normally, this process occurs during the beginning of the academic year (September to December). You apply by submitting your top 3 choices along with a personal statement, explaining why you would be a good fit for the university. Study Abroad is not available for E&M students.

## Funding & Fees

- You will only pay 15% of your usual Warwick Tuition Fee.
- You won't pay any tuition fee to the partner university.
- Warwick offers a Mobility Bursary (around £600) to everyone.
- Extra help is available to those who are eligible (see page 13).
- Travel Grants and Scholarships are often available from the host university.

## Typical Timeline

Term 1: Attend info sessions and apply through the Department  
Term 2: Get nominated and apply to the host university  
Spring - Arrange visa, insurance,  
Summer: housing and funding.  
  
Mid-July First placements start



# Time Management

There will be a study skills session on this topic.

## Why is this important?

University is a very different experience from sixth form or college. You're completely independent and in control of how you manage your time, as lecturers won't chase you for assignments. There is a temptation to just "live your best life" and socialise whilst completely neglecting your degree. That is why you will need to arrange your time so you can get the best of both worlds.

## How can you do this?

1. Prioritise your university work, especially in Term 1, as it is foundational to your degree in your first year.
2. Definitely involve yourself in societies that interest you, as you can make friends there, but be careful not to overcommit early on in your first year.
3. Set aside a few hours a week (amount varies depending on how much university work you have to do that week) to apply for Spring Weeks if interested.
4. Make time for your friends as well, don't forget you are in your first year and enjoy it whilst you can.



## Take care of yourself

PLEASE prioritise your well-being. University can be such a new and exciting experience, but it is enjoyable when you are looking after yourself. Eat well and get lots of rest as well. A good sleep schedule and a healthy lifestyle can go a long way.

# Personal Development Module (PDM)

## What is PDM?

The Personal Development Module (PDM) is a self-guided, non-credit module designed to help you grow personally, academically, and professionally throughout university. While it doesn't count toward your degree classification, it is **COMPULSORY** and appears on your transcript (warwick.ac.uk, 2025). This links to the Warwick Award because if you're doing PDM, you're already engaging in activities that could count toward the Warwick Award. It's worth registering for the Award to get formal recognition for those efforts and build a portfolio that employers will love.

## How to Pass?

To pass the PDM, you must achieve a total of 50 credits\*

- 51-69 credits to Pass with Merit\*
- 70+ credits to Pass with Distinction\*

\*Must include all compulsory activities and at least 10 credits of optional core.

These points are earned throughout the year by attending specific events, completing online tasks, and engaging with opportunities offered by the Department of Economics, Student Careers, and other services.

## More Info?

Please refer to the Department of Economics website on PDM.


 Click [here](#) to find out more.

 Passing details and compulsory activities are [here](#).

# FURTHER STUDIES

INTERVIEW WITH XINRAN LI

## Introduction



Hi, I'm Xinran Li. I studied Economics at the University of Warwick (2022-2025) and served on the SSLC. I'm heading to the University of Chicago's MA in Economics (previously MAPSS-economics). This program is for those interested in entering the industry as well as those who are looking to pursue a PhD after their Master's.

## Which extracurriculars were you involved in that made your application for a Master's successful?

To be honest, I am not sure which of my extracurricular activities makes me stand out. I explored different paths, including summer internships and research programs. Some programs may value professional experience more, while others, academic or research-oriented ones, prefer a solid background in research.



## What is the GRE?

The GRE test is required for most US programs. This is not a difficult test but it does need loads of practice to get an acceptable grade. From what I know, a competitive grade is at least between 161 to 165 or equivalently, 4.5.



## Which optional modules did you choose that made your application stand out?

I undertook Linear Algebra, Mathematics Analysis, Mathematical Economics IA and IB. For my third year, I chose RAE, Time Series, Microeconomics, Mathematical Economics, Data Science, Financial Economics, and International Economics. If you want to apply for the Economics Master's, I believe quantitative modules like Linear Algebra, Mathematical Economics, and Time Series were helpful. The University of Chicago asks applicants to list all modules and related information on the application system. Apart from that, Chicago prefers applicants who have independent research experience. Therefore, I highlighted my RAE project in my personal statement. If you want to pursue an academic program like this one, RAE or URSS will be helpful.

## How did you write your personal statement?

To write personal statements, every program has its own requirements. You can write the first draft and tailor your personal statements to every program. Before submitting it, seek feedback from your personal tutor or people who are studying the program.

## What advice would you give to your first year self?

If you're considering a Master's, study hard from the first-year; first year marks may not count toward your degree but they matter for applications. Second, network early, join relevant societies and build effective connections with potential referees.

## What advice do you have for students who want to pursue further studies?

"Apply as many as you can, given your budget constraint". This is also the advice my personal tutor gave me. I hope it helps and I am happy to provide any further help in the future. I hope you enjoy your studies at the University of Warwick and good luck with your applications!

# FURTHER STUDIES

INTERVIEW WITH FEDOR IVANOV




## Introduction

Hi, I'm Fedor Ivanov. I studied Economics at the University of Warwick (2021-2024). I studied a Master's in Economics at the LSE (2024-2025).

## Unsure whether to undertake further studies?

In terms of first-year advice about further studies, it's quite simple. The first year is too early to be thinking about further studies. Enjoy your first year and see how much you enjoy studying Economics at university, which is different from Economics at school. See how good your grades are. If you have good grades and are enjoying it, you can start thinking about a Master's halfway through Year 2. Before then, it is too early.



Disclaimer: Everyone has different opinions. Take advice with a pinch of salt.

# CAREER CORNER

[Click here](#) to find more Careers support



## Exploring your options at Warwick

Starting university is the perfect time to explore different career paths—even if you're not sure what you want to do yet. Warwick offers tons of support, including events, alumni talks, and drop-in sessions with the Careers team. Whether you're curious about finance, consulting, law, tech, or something more creative, there's a way to learn about each path early on.

## Finance vs. Consulting – What's the Difference?

Finance roles typically include investment banking, asset management, or accounting. These are fast-paced, numbers-driven careers that often require strong analytical skills. Consulting, on the other hand, focuses on solving business problems for clients—think strategy, operations, or tech consulting. It's great for people who enjoy variety and working in teams. Both offer Spring Week programs that you can apply to in your first year to gain insight.

## Not into finance or consulting?

That's okay. Many students go on to study law through a conversion course (GDL), enter the public sector, join start-ups, or build careers in NGOs, journalism, policy, data science, other technical roles and more. Your degree doesn't lock you into one path – use university to experiment, attend different events, talk to people in various industries, and reflect on what suits your values and strengths.

## Make the most of the university's resources

Please take advantage of the incredible resources that the university offers – from one-to-one career appointments and CV checks, to skills workshops, networking events, and alumni panels. The earlier you start exploring, the more confident you'll feel in shaping your career path. Don't be afraid to ask questions, try something new, or change direction – that's what university is for.



# Internships

Apply your skills beyond the classroom!

## University Opportunities

### WISE Internships

Support projects led by the university's academic staff! Each project varies in its focus and could help develop your skills, e.g., data handling, communication, and report writing.

A strong academic record, active engagement in your studies, and relevant experience will help you stand out when applying for the scheme.

### WMG Internships

The Warwick Manufacturing Group Business Internship offers insights into roles at a manufacturing company where economic thinking and data analysis are highly valuable.

You could address an internal business challenge in the engineering and manufacturing field, while boosting your employability skills in the process!

## External & Off-cycle Opportunities

### Who offers it?

Most firms! e.g., the "Big Four" accountancy firms, investment banks and economic consultancies offer work placements in the summer, typically for 6-10 weeks.


### What is it like?

Internships can differ significantly depending on the industry and role, despite broadly seeking Economics students. E.g., management consulting internships may focus on market research and strategic recommendations, while in investment banking, internships might centre around financial modelling and valuation.

### Why do it?

Gain experience, apply your knowledge and significantly boost your employability! These opportunities are common pipelines for graduate offers.



Beyond the traditional summer window, you can opt to pause your studies for a year ( voluntary\_year out) to work on off-cycle internships, typically after your second year. This can be a strategic move if you want to gain extensive work experience, especially in highly competitive fields!

# Part-Time Work

Working part-time during your studies can help you gain valuable experience, improve your English, meet new people, and earn extra income.

Here's how you can get started!

## Where to Find Part-Time Jobs?



- **Unitemps (University's Official Job Portal)**

Warwick students have access to [Unitemps](#), a platform offering part-time and temporary work both on and off campus. Jobs range from administration and events to retail and research assistance.

- **Other options include**

- Student Union job board
- Shops, cafés, and restaurants
- Helping at Open Days
- Warwick Arts Centre

## Part-Time Roles Examples

- Campus Ambassador / Event Assistant
- Tutor or Language Assistant
- Research/Faculty Assistant
- Barista or Waiter/Waitress
- Retail Assistant (e.g., in Tesco, M&S, etc.)

## Legal Considerations

- Before you can start any job through Unitemps, you must complete a Right to Work check in line with UK government regulations. This is a legal requirement for all workers, including students.
- Please read the instructions on the Unitemps website carefully, as they will guide you through the steps required – including what documents to bring and how to book your Right to Work check appointment.
- [Unitemps - Right to Work Info](#) (Search for "Right to Work" once on the site)

## Tips for Job Applications

- Prepare a short, clear CV (the university's career service can help!).
- Highlight (if any) customer service, teamwork, and communication skills.
- Be professional and punctual for interviews.
- Apply early - many roles are competitive, especially on campus.

## Need Help?

- Visit the Unitemps Office on campus (on the ground floor of the SU building)
- Use the Warwick Careers Service for job advice and CV reviews.
- Attend Career Fairs and Job Workshops throughout the year.

# Job Application Process

🔗 Stay aware of current affairs with the university's free subscription to the [FT](#), [The New York Times](#), [The Economist](#), [Bloomberg Terminal](#), [S&P Capital IQ](#), [LSEG Workspace](#)

## Online Assessments

There are numerical, verbal and situational judgement tests.

🔗 The university provides [Gradintelligence](#) and [Graduates First](#), which have free practice tests for online assessments.

## Assessment Centres

You will be given a case study on a company, whether it is a consulting or an accounting exercise or to do a presentation in a group. HR would be assessing how you behave in a group.

💡 **Top Tip:** Be a team leader by time keeping and encouraging students who are quiet to speak up.

## Company Website

Apply with a CV and some companies require a cover letter. See pages 37-38 for tips on how to write a CV and a cover letter. Sometimes, there will be application questions on why you are interested in this company and this specific role/division.

## Hire Vues

These are online recorded interviews. You have one minute to prepare your answer and you have one minute to answer the question. Questions are based on why you are interested in the firm and the role. You need to wear a suit and smile at the camera. Make sure your room is clean and tidy. The lighting needs to be good, so it is advisable to do it in front of a window and in the daytime. You can practice by recording yourself on your phone and rewatching the video.

# CV Clinic

with Warwick Economics Summit Co-President  
Mathew Johnson

[Click here](#) for more guidance



## Full Name

Mobile Number | Email | LinkedIn Hyperlink

### EDUCATION

- |  |                               |
|--|-------------------------------|
| <b>University of Warwick – BSc Economics</b>   | <b>Coventry, UK</b>           |
| • BSc in Economics (Hons): Predicted First Class   | <i>Sept. 2023 – July 2027</i> |
| • <b>Relevant modules:</b> Finance, Accounting, Econometrics, Macroeconomics, Microeconomics |                               |
| <b>Secondary School Name</b>   | <b>City, Country</b>          |
| • A-Levels or equivalent: A* in all 5 subjects: Mathematics, Economics.                      | <i>Sept. 2018 – July 2022</i> |

### WORK EXPERIENCE

- |   |                                |
|---|--------------------------------|
| <b>Organisation - Role</b>  | <b>London, UK</b>              |
|   | <i>April 2025</i>              |
| • Advice: Have 2-3 bullet points under each section, which has numbers to quantify your achievements    |                                |
| • Reduced customer waiting time by 20% by implementing new delivery strategy and resolving key problems |                                |
| <b>Organisation - Role</b>  | <b>City,</b>                   |
|   | <b>Country</b>                 |
|   | <i>July 2024 – August 2024</i> |
| • Advice: Inset key skills listed in the job description  |                                |
| • Improved financial modelling process in Excel, improving efficiency by 20%                            |                                |

### LEADERSHIP EXPERIENCE

- |  |                               |
|--|-------------------------------|
| <b>University Society - Fresher Representative</b>   | <b>Coventry, UK</b>           |
|  | <i>July 2024-Present</i>      |
| • Advice: Try to become a fresher representative for an academic related society or treasurer for a sports society |                               |
| • Increased Tour sales by 40% by spearheading a new social media marketing campaign and hosting engaging events    |                               |
| <b>Organisation – Role</b>   | <b>Coventry, UK</b>           |
|  | <i>Oct. 2023 – March 2024</i> |
| • Advice: HR gives points for volunteering and team sports activities. Have a look at Warwick Volunteers           |                               |

### SKILLS, INTERESTS & ACTIVITIES

- **IT SKILLS:** Excel (Level of Proficiency), Link to Github, Python (Proficient), Stata (Fluent)
- **LANGUAGES:** English (Fluency), French (Native), Spanish (Business Proficient)
- **COURSES:** AmplifyME Finance Accelerator, Factset Finance Certificate, JP Morgan Forage
- **INTERESTS:** Football, F1, Travel

## ✔ Prioritise sector-specific achievements

If you're applying for finance roles, highlight any virtual internships / insight weeks you may have attended.

## ✔ Seek help from 2nd/3rd Year students

No one's CV is perfect, so taking advice from multiple people will help you craft one that incorporates the best elements of each person's CV.

## ✔ Recency of experiences is important!

Talk about any fresher representative roles that you've taken on since entering university, as firms will hold these in higher regard than things you've done in school

# Cover Letters

 Click [here](#) for more advice

## What is a cover letter?

A cover letter is an additional document usually included in job applications. It is an opportunity to introduce yourself, why you are applying for a specific role and “sell yourself” beyond just your CV.

Most applications (from spring weeks to graduate roles) will give you the opportunity to add a cover letter, and some applications make it mandatory. Writing them can take a long time but they can help add some individuality to your application and are an easy way for hiring managers to separate candidates with similar CVs.

## Template

[Firm Address]  
United Kingdom

[Date]

Dear Sir/Madam,  
[RE: Name of the internship/role]

I am writing to apply for X role. I am currently studying BSc Economics at the University of Warwick, graduating in X. I am available to start in X.

[Why you paragraph]

[Why role paragraph]

[Why firm paragraph]

I hope that you consider my application to be suitable for this programme. I would appreciate this opportunity to learn more about the industry and to grow professionally.

Yours sincerely/faithfully,

## General Tips

### ✓ Length

Max 1 page. Shorter is better.

### ✓ Formatting

A suggestion is the above image. Make it look like a letter. If you can find a name to address it to, that is great but Sir/Madam will do just fine.

### ✓ Content

Introduction, Why You, Why Firm, Why Role paragraphs, Outro.

### ✓ Have a story

A short and sweet reason for why you are applying for the role can make your application stand out. Do not say, "I have always loved investment banking since I was born."

### ✓ Know the role/what you are getting yourself into

It is very easy to read a cover letter and tell if someone doesn't know what, for example, investment banking is. The best cover letters are personal and have a strong rationale for applying to the firm and role.

### ✓ Do not use AI

Easy for firms to check if you have used ChatGPT to write a Cover Letter, which will lead to an auto-rejection. I recommend using AI to summarise concepts or for initial research.

### ✓ Network

If you have connected with someone at the firm (e.g., via LinkedIn) or attended a firm event, then mention this in the cover letter as it immediately differentiates you from other candidates.

# LinkedIn

 Click [here](#) to read a guide on using LinkedIn

## What is it?

LinkedIn is your digital CV and personal brand. It is a really powerful resource to build your career and network. In today's technology-driven world, it is (rightly or wrongly) essential to accelerate your career. At first, it can be really intimidating. But, as with all social media, don't use it as a tool for comparison only, as this can lead to poor mental health. This page explains some of the basics. I encourage you to reach out to Warwick Economics alumni on LinkedIn who can provide advice to you early on. Arguably, LinkedIn is more important now as a student than later on in your career, as you can grow your network quickly through other students, who will progress into different industries post-graduation.



## Tips and Tricks

- Connect with people after career events/interviews, etc. Send a short message in your request.



Remember that:  
Quality > Quantity of  
connections.



Add skills to your  
experiences on your  
profile.

- It is not necessary to post. Don't post excessively.
- Follow industry leaders/organisations that you are interested in.
- Use LinkedIn as a research tool to explore others' career trajectories and explore job listings.
- Take your time building your profile. Make it yours. Amend things over time. It is a living CV.
- Join the  [Warwick Economics Alumni LinkedIn Group!](#)

## How to make a good profile

### ✓ Photo of yourself

Make it professional. Easy for employers to recognise you. Solid background showing your head and the top part of your body.

### ✓ Headline

Keep it simple and not too creative. For example, "BSc Economics at the University of Warwick."

### ✓ Customise your profile URL

Found in the settings.

### ✓ Keep your summary short and simple.

For example, "Current penultimate year student interested in careers in economic research. Happy to connect."


### ✓ Include your work and leadership experience

Similar to the CV but do not use excessive bullet points.

### ✓ Engage with content that interests you.

Reiterates your career interests.

# Careers Fair

 [Click here](#) to find out more



The university organises career fairs throughout the year, such as the Autumn Career Fair that features high-profile recruiters. Attending a careers fair could let you engage with employers in depth and gain insights into various industries!

## How to Prepare?

Being prepared is the best way to gain confidence and make a good impression.

- Check and identify the employers that align with your career interests.
- Prepare some questions to ask the employers. This not only demonstrates your interest in the role but also helps you gain more clarity about the different opportunities available. For example, ask about the company culture and what they feel would make a good applicant stand out.
- Ask consistent questions to different organisations at the fair, as this helps you to decide whether they are an organisation you would like to be part of.

## During the Fair




- Introduce yourself to make a positive impression.
- Demonstrate that you have done some research on the organisation and start a conversation from there. If time permits, you can hold a longer conversation where you can talk about any common interests.
- You will often find the organisation to have a recent graduate at the fair stand. It's useful to ask them about their journey to land the role and their advice for a potential applicant like you.
- Take notes during the conversations.

## After the Fair



- It is useful to reflect on your experience by revisiting your notes.
- Contact the recruiters with whom you have built up a good rapport. It demonstrates your initiative and will also help the recruiter remember you for further discussions. It's all part of how to impress the recruiter and make yourself stand out. You can connect with recruiters on LinkedIn and follow the organisation to stay updated on future developments.

# External Resources



There are plenty of external platforms that can help you build skills and gain industry exposure right from the start of your first year. Many of these opportunities and tools are designed to help strengthen your applications, especially for competitive industries, so it is worth exploring them early!

## GAIN (Girls Are Investors)

- Women interested in industries like investment or asset management
- Offers mentoring from industry professionals, networking events and webinars
- Access to career resources tailored to finance
- [Link here](#)

## SEO London

- Students from underrepresented backgrounds, focusing on sectors like investment banking, consulting, law, and tech
- Provides application support, skills training, and networking opportunities
- [Link here](#)

## The Wall Street Oasis

- Aims to demystify careers in finance and investing, hence it is useful for students without prior industry exposure
- Provides workshops and industry insights
- [Link here](#)

## 10,000 Black Interns

- Offers paid internships for Black students
- Provides training and career development support
- [Link here](#)

## Zero Gravity

- Free mentoring platform that matches students with professionals
- Great way to receive personalised, one-to-one guidance from industry professionals.
- [Link here](#)

## Bristol Tracker

- A career resource tracking platform that tracks application deadlines.
- [Link here](#)



Join societies to gain access to more resources!



# ALUMNI CAREER JOURNEY

INTERVIEW WITH JENNY GUO

## Introduction



Hi! I'm Jenny - I studied Economics at the University of Warwick and graduated in 2022. I went on to work in Investment Banking at HSBC, where I advised on global IPOs, acquisitions and strategic deals in the TMT sector. I later transitioned into the start-up world, becoming Chief of Staff at an AI company called Instruct, where I helped scale operations and strategy. I'm now building my own start-up, Lanura, which uses AI to help people master communication skills for the workplace.

What do you enjoy most about being a founder?

The best part of being a founder is the sheer breadth and meaning of the work. Every day I get to build something from the ground up - shaping the product, talking to users, pitching to investors and making strategic decisions that directly impact the future of the company. It's a constant cycle of learning, problem-solving and creative execution. What drives me most is knowing that I'm building something that could genuinely help people and making that kind of impact is incredibly fulfilling.



What advice do you have for students considering investment banking?

Know your "why." Banking is intense - long hours, high expectations - so being clear on what you're hoping to learn or achieve helps massively. Unfortunately, just wanting to make a lot of money only gets you so far when you're pulling 20-hour days and many people burn out if that's their only motivation. Focus on what you want to gain in terms of skills, exposure and growth. Alongside technical prep, build your commercial awareness, communication skills and resilience. Tap into university societies, LinkedIn and widening participation networks to learn from others - curiosity and drive go a long way.

Why did you choose to leave the banking industry to work in a startup?

I wanted to build something. Banking taught me discipline and how high-stakes decisions get made but I was craving more creativity and impact. At Instruct, I got to help shape strategy, launch products and sit at the table with engineers and designers. The Chief of Staff role let me see the inside of how a fast-growing startup really operates.

## How did you manage your time between studying and society work?

Not perfectly! But I learned to prioritise ruthlessly. I used a system of time-blocking, focused on output over perfection and surrounded myself with a team in societies who shared the load. Sometimes I said no to things to protect study time - other times I let go of 100% grades to make space for leadership experience. Both were valuable in different ways.

## What advice would you give to your first-year self?

Be bold and back yourself. I often hesitated in first year - thinking I wasn't "ready" or "qualified enough" for certain roles or opportunities. But everything is learnable. Don't wait for permission - send that cold email, apply to that thing, start that idea. You grow the most when you put yourself in slightly uncomfortable situations.



## Budding Entrepreneur?

Check out Jenny Guo's Instagram for career advice @guo.time.

If this interview has sparked your interest in entrepreneurship, check out the Lord Rootes Fund. If you have a project or business idea, you can apply for the Lord Rootes Fund.

[Click here](#) to apply for the Lord Rootes Fund.

Outside the university, there is also the Young Entrepreneurs Challenge.

# Societies

Sponsored by the Department of Economics

## WARWICK WOMEN IN ECONOMICS (WWiE)

WWiE is a society dedicated to building a more diverse and inclusive environment for all students and staff members to achieve their full potential. Our goal is to encourage female students to not only study economics, but to stay in the field once they do. However, at WWiE, we encourage everyone, regardless of ethnicity, gender or sexual identity, to join the movement and become part of the voice for change.

Email: [warwickwie@gmail.com](mailto:warwickwie@gmail.com)  
Instagram: [@warwickwomeninecon](https://www.instagram.com/warwickwomeninecon)  
Co-President: Molly Paxon and Zahraa Kola

## RETHINKING ECONOMICS WARWICK

Rethink Economics Warwick is a student-led initiative aiming to promote pluralist economics, real-world applications and critical thinking in economics.

Email: [warwick@rethinkeconomics.org](mailto:warwick@rethinkeconomics.org)  
Instagram: [@rethinkecon.warwick](https://www.instagram.com/rethinkecon.warwick)  
President: Eshaan Walia

## WARWICK ECONOMICS SUMMIT (WES)

Every year, the Summit hosts world-renowned academics, policy-makers, activists and business leaders to speak on global issues, connecting current world-movers with those of tomorrow. Warwick Economics Summit is the largest student-run academic conference in Europe, bringing together 500+ students from all over the world.

Instagram: [@warwickeconsummit](https://www.instagram.com/warwickeconsummit)  
Co-President: Adam Tan, Mathew Johnson, Elissa Saygin

## WARWICK ECONOMICS SOCIETY


Warwick Economics society are the largest academic student-run society based at the University of Warwick that brings together more than 2800+ undergraduate and postgraduate students from 100+ different disciplines with a shared interest in Economics.

Email: [contact@warwickeconomicsociety.com](mailto:contact@warwickeconomicsociety.com)  
Instagram: [@warwickeconomicsociety](https://www.instagram.com/warwickeconomicsociety)  
President: Rohan Apte

# Prosper Warwick

Sponsored by the Department of Economics

My name is Sem Kohyrelon and I'm 3rd year student studying Physics at Warwick. I'm Ivorian but I was born and bred in Italy. I am the co-President of Prosper Warwick, a society that helped me a lot in my first year at University, having secured various spring weeks and summer internships. If you have any questions related to finance, feel free to reach out on LinkedIn. Happy to help.



Hi, my name is Joy Kihara and I am the co-president of Prosper Warwick! I am in my third year of mechanical engineering and extremely passionate about helping students achieve their goals.

Economics contact:  
Chinemerem Christian-Iwuagwu.

Email:  
[Chinemerem.Christian-Iwuagwu@warwick.ac.uk](mailto:Chinemerem.Christian-Iwuagwu@warwick.ac.uk)

## Contact Details

We have a TikTok, Instagram and LinkedIn all with the handle @prosperwarwick

Email: [prosperwarwick@gmail.com](mailto:prosperwarwick@gmail.com)

[Click here](#) for the website.

## What does Prosper Warwick do that is different from other societies?

Our goal is to create a network of well-rounded prospective black professionals who can access, thrive and drive change in their desired careers.

We offer weekly, tailored sessions aimed at upskilling young students and helping them prepare for the corporate world. This includes hard and soft skill workshops for 4 streams: technology, law, finance and free flow.

## Why should I become a Frep?

A Frep is a Fresher Representative - an opportunity for first-year students to join the Executive Team of a society.

We feel that our Freps are an essential part of the team - they help with the growth of our society, help refine our sessions with a fresh perspective and help us understand more about the first years and their needs.

## What advice do you have for Spring Weeks and Summer Internships?

My advice would be to go for it! Apply to the ones that really interest you and don't get discouraged if you get a couple of rejections- it happens to all of us. Stay focused, determined and remember that you're still young; there's plenty of time to figure things out.

Always research the company and understand the role you're applying for, practice HireVue with friends and stay commercially aware!

## What advice would you offer to first-year students?

In the first year, I think the biggest thing is to find out what you enjoy! So stay extremely open-minded and apply to everything that interests you, even if it's just a little bit.

# Academic Opportunities

## URSS

URSS stands for Undergraduate Research Support Scheme. It is a 6 to 10-week research project. £1500 funding is available. Students choose their own topic of research and find their own supervisors from the university. Students can find supervisors outside the Department of Economics. It is important to find a supervisor whose research interests align with your project. When emailing professors, introduce yourself, state what you are studying and explain your research topic. There is an opportunity to collaborate with Warwick in Africa, conducting research in Ghana. Although URSS applications open in October, it is advisable to find a supervisor before the applications open.

## ICUR AND BCUR

After completing the URSS research, students are welcome to present their work at the International Conference of Undergraduate Research (ICUR) and the British Conference of Undergraduate Research (BCUR).

## CAREER DEVELOPMENT

### WorkReady

This is a toolkit to guide you through the whole process of applications to securing a job.

### Teamwork Warwick


A 4 week program working with a company from consulting to HR. If you are a WP student, you are eligible for the Warwick Work Experience Bursary.

### Thrive

4 weekly workshops from inspirational speakers to help students progress their personal development.

## SSLC

Similar to the student council in secondary school, the Student Staff Liaison Committee (SSLC) is responsible for student voice in the Department of Economics. Elections start at the beginning of Term I. Positions available are Chair, Deputy Chair, Overseas, Women, LGBTQ+ and Accessibility Reps.

 There's also a form where you can submit issues [here](#).

Email: [economics.sslc@warwick.ac.uk](mailto:economics.sslc@warwick.ac.uk)



# CAGE Summer School



The CAGE Summer School in Economics is a competitive and rewarding academic experience for undergraduate students interested in economic research. Hosted by Professor Mirko Draca from the Centre for Competitive Advantage in the Global Economy (CAGE) at the University of Warwick, it brings together top students and world-class researchers for an intensive, immersive programme.



## Application

- **Application opens:** Typically in February
- **Results announced:** Around May

**To strengthen your application:**

- Reflect on your research interests – you'll be asked questions about this in the application.
- Engage with CAGE's past research papers. Demonstrating thoughtful insight into their work shows genuine interest.

**Keep an eye on:**

- The [CAGE website](#)
- Department emails and announcements, especially during Term 2



## Schedule

- **Duration:** 3 days and 5 nights
- **Location:** Warwick Campus
- **Accommodation & meals:** Provided and fully covered
- **Travel costs:** Reimbursed after submission of receipts

**Each day includes:**

- Around 4 hours of lectures led by CAGE researchers and visiting professors
- Tea breaks and social activities for informal conversations with peers
- Ask questions about research or academic careers.
- Expand your academic network in a relaxed, open environment.

### Resource

- Visit the [CAGE Research Centre homepage](#)
- Browse recent working papers and policy briefs: [CAGE Working Papers](#).
- Check the Summer School news page for updates: [CAGE Summer School News](#).

# Things I wish I knew before university

with Warwick Economics Summit Co-President  
Mathew Johnson

Starting life at university can feel like a whirlwind - many students look to try out societies, get to grips with spring week applications and also familiarise themselves with a new style of learning within a few short weeks.

The important thing to recognise is that time is on your side. Your first few society roles may not work out, and you may freeze in video interviews and wonder if spring weeks are really for you. We've all been there! However, these failures are formative in shaping your resilience and ability to bounce back - arguably the most important skills which will serve you well in any career. Embrace the learning curve, and remember that a strong support network is always on hand if you need it, be that through the University's support programmes, or your coursemates and senior students.

It may not seem this way now, but 3 years of university will fly by before you know it. Enjoy the journey, and make the most out of every experience that comes your way!



# Glossary

Useful Links

## University of Warwick Websites

- [!\[\]\(4a9ecf7173af01b5af585194bcb66cd1\_img.jpg\) University Welcome Page](#)
- [!\[\]\(d71e41cdd1335c43dd35e18cdf52b4fe\_img.jpg\) Undergraduate Handbook](#)
- [!\[\]\(77d54ad85bd76e48813824b5a28314d8\_img.jpg\) Induction Page](#)
- [!\[\]\(a05381a7bbfa1abe51d9cfa1606f7914\_img.jpg\) Societies](#)
- [!\[\]\(2a07ede056f0a2b926546feb0f146977\_img.jpg\) Student Union](#)
- [!\[\]\(f69276f02658732d685bb87ff9ffb880\_img.jpg\) Top Tips](#)
- [!\[\]\(e7814936e63de841018a3cf4c275e300\_img.jpg\) University Jargon Buster](#)

## Careers

- [!\[\]\(57aafb979264d9c8f8a9fc8d4d28c798\_img.jpg\) Street of Walls Training](#)
- [!\[\]\(c0223c290c6b78a53565fa3a1dac4cbf\_img.jpg\) Afzal Hussein's YouTube Channel](#)
- [!\[\]\(a9bb1dd17895cd3d6373a93ea0410a91\_img.jpg\) Student Opportunity](#)
- [!\[\]\(9d79736c86d1388d83633c20c372ac0a\_img.jpg\) Bright Network](#)
- [!\[\]\(d134cf7d3e607b1b6e562db36f6012b2\_img.jpg\) 93% Club Survival Guide](#)

## Academic

- [!\[\]\(f35087c01d1aece09d6ecc30571a709b\_img.jpg\) MyWarwick](#)
- [!\[\]\(288ba53291e48943ba29eb6b1538cc48\_img.jpg\) LinkedIn Learning](#)
- [!\[\]\(a0779394a79933f5094d0fa9735a378b\_img.jpg\) Library](#)
- [!\[\]\(97b3b172ed43621a3b018f16072f860b\_img.jpg\) Past Exam Papers](#)