

October 2011

No.56

**Recent developments in the theory of very long run growth: A  
historical appraisal**

Stephen Broadberry  
CAGE and London School of Economics

**WORKING PAPER SERIES**

Centre for Competitive Advantage in the Global Economy

Department of Economics

## RECENT DEVELOPMENTS IN THE THEORY OF VERY LONG RUN GROWTH: A HISTORICAL APPRAISAL

Stephen Broadberry

London School of Economics and CAGE  
[S.N.Broadberry@lse.ac.uk](mailto:S.N.Broadberry@lse.ac.uk)

21 September 2011  
File: growth14a

*Abstract:* This paper offers a historical appraisal of recent developments in the theory of very long run growth, focusing on two main areas: (1) linkages between wages, population and human capital and (2) interactions between institutions, markets and technology. Historians as well as economists have recently begun to break away from the traditional practice of using different methods to analyse the world before and after the industrial revolution. However, tensions remain between the theoretical and historical literatures, particularly over the unit of analysis (the world or particular countries) and the role of historical contingency.

I thank Nick Crafts, Oded Galor, Sayantan Ghosal, Omer Moav, Joel Mokyr, Eugenio Proto, Joachim Voth and participants in conference or seminar presentations at Barcelona, Brunel, Cologne, Florence, Glasgow, Helsinki, Madrid and Royal Holloway for helpful comments and discussions.

## I. INTRODUCTION

There has been a strong revival of interest in very long run growth amongst economists in the last decade or so, including unified growth theory (Galor and Weil, 2000, Galor, 2005) and the economics of institutions (North, 1990; Greif, 2006). This paper examines these developments in theory, and assesses their significance for economic history. It is argued that economic historians have made parallel discoveries, with both theoretical and historical literatures sharing a refusal to recognise the traditional practice of using different methods to analyse the world before and after the industrial revolution. However, there are also tensions between the two literatures, with theorists often content to work with models where the unit of analysis is the world and an industrial revolution is inevitable. Historians, by contrast, tend to make use of cross-sectional variation, emphasising specific European and even British features of the industrial revolution, and allowing an important role for historical contingency.

The paper begins with an examination of recent developments in two strands of the theoretical literature: (1) “unified growth theory” provides a new framework for modelling the transition from a Malthusian regime with a negative relationship between real wages and population to a modern growth regime with a positive relationship between these two variables, with a central role for human capital in bringing about both an industrial revolution and a demographic transition (Galor, 2005). (2) New institutional economics has made progress in modelling the key role of institutions in solving the “fundamental problem of exchange” and creating an environment where economic growth is possible (North, 1990; Greif, 2006). In addition, Schumpeterian endogenous growth models have developed a framework for

modelling the link between institutions and technology, via the patent system (Aghion and Howitt, 1998; Carlin and Soskice, 2006).

There have also been important developments in the historical literature on very long run growth in the two areas outlined above: (1) In addition to the “Great Divergence” between Europe and Asia, economic historians have identified a “Little Divergence” within Europe between Britain and Holland on the one hand, and the rest of the continent on the other hand. Britain and Holland managed to maintain the real wage gains of the immediate post-Black Death period while limiting fertility and making a sustained investment in human capital. These countries also experienced growth of real GDP per capita during the late medieval and early modern period despite stagnation in the daily real wage, as a result of the “Industrious Revolution”. These developments suggest that it will be necessary to go back to the medieval period to fully understand the transition to modern economic growth (2) Institutions played an important role in the general economic development of late medieval and early modern Europe. Britain and Holland were the only two countries to succeed in overthrowing absolutist government during the early modern period. These two countries also played a leading role in the development of private order institutions, with growing commercialisation showing up in a dramatic decline in the share of the labour force engaged in agriculture and a sharp rise in the level of urbanisation. Interactions between institutions, markets and technology played an important role in the British overtaking of Holland, which marked the final stages of the transition to sustained modern economic growth. Innovation flourished in an environment where a patent system protected intellectual property, there was a large market, and factor prices provided an incentive to use machine-intensive methods.

This paper emphasises the common themes in these recent theoretical and historical developments. A concluding section nevertheless considers the difficulties of combining the two literatures. It is difficult to improve upon the perceptive comments of Schumpeter (1954: 815), who noted that “There are such things as historical and theoretical temperaments. That is to say, there are types of minds that take delight in all the colors of historical processes and of individual cultural patterns. There are other types that prefer a neat theorem to everything else. We have use for both. But they were not made to appreciate one another.” Schumpeter’s words have particular force when applied to very long run growth, where historical narrative without theory can seem to lack direction, but where theory without attention to historical detail can all too easily result in over-simplistic generalisations.

## **II. RECENT DEVELOPMENTS IN THEORY**

### **1. Wages, population and human capital in unified growth theory**

The most influential strand of the recent theoretical literature on very long run growth is unified growth theory, which seeks to explain the transformation from a Malthusian world with a negative relationship between population and per capita income to a Solowian world where population and per capita income can grow together (Hansen and Prescott, 2002). The Galor and Weil (2000) model has become the standard-bearer of unified growth theory, and can be explained with a simple diagrammatic framework (Galor, 2005). The economy moves from a Malthusian regime (with a negative relationship between real wages and population) to a post-Malthusian regime (with a strongly positive relationship between real wages and population) before reaching a modern regime (with a weaker positive relationship between real wages

and population). Instead of separate regimes with the transition caused by a large shock, Galor and Weil see the escape from the Malthusian trap as a long dynamic process with long periods of gradual change leading eventually to phase transitions. In this respect, unified growth theory has something in common with historical researchers engaged in crossing the boundaries between medieval, early modern and modern economic history.

In the Galor and Weil model, the development of the economy can be summarised using two key relationships, the education curve and the growth curve. The education curve captures the idea that technological progress (rather than the higher income it creates) raises the rate of return on human capital, so that education ( $e$ ) is an increasing function of the growth rate of technology ( $g$ ):

$$e_{t+1} = e(g_{t+1}) \quad (1)$$

The growth curve captures the idea that a high level of education in turn generates a high rate of technological progress:

$$g_{t+1} = g(e_t; L_t) \quad (2)$$

Note, however, that the growth curve is also affected by the size of the labour force and hence by the population size ( $L$ ). This is the familiar scale effect of endogenous growth models.

The development of the economy can be characterised by three regimes, with different population sizes: small, moderate and large. The small population regime is illustrated by Figure 1A. With a small population, the only steady state equilibrium is with zero education and slow technical progress  $(\bar{e}, \bar{g}) = (0, g^l)$ . In Figure 1B, with a moderate size population ( $L^m$ ), the growth curve has now shifted up to create the

possibility of multiple equilibria. The steady state equilibrium of zero education and a low rate of technological progress  $(\bar{e}, \bar{g}) = (0, g^l)$  is locally stable, as is the equilibrium with a high level of education and a high growth rate  $(\bar{e}, \bar{g}) = (e^h, g^h)$ . There also exists an interior steady state  $(\bar{e}, \bar{g}) = (e'', g'')$  which is unstable. In Figure 1C, with a large population, the growth curve shifts up further, so that there is now a unique globally stable steady state equilibrium  $(\bar{e}, \bar{g}) = (e^h, g^h)$  with high levels of education and technological progress.

The intuition behind the model can be described as follows. The economy starts out in a Malthusian regime with a small population at the subsistence level of per capita income. There is no education and there is only very slow exogenous technological progress. In this world, population expands with technological progress in the standard Malthusian way. This follows from assumptions about preferences, with members of the current generation maximising the utility of their children as well as themselves. Over time, slow growth of the population under the Malthusian regime raises the rate of technological progress, shifting the growth curve upwards. This induces a shift into the moderate population regime, with multiple steady states. One equilibrium is the old Malthusian steady state with slow technological progress and zero education, but there is also a high education, high growth equilibrium. What happens to population growth depends on the balance of two effects. First, there is an income effect. As society gets richer, parents can afford to devote more resources to child rearing, and this increases population growth. But second, there is a substitution effect. Parents wish to give their children more education to cope with the technological progress, leading to a substitution of quality for quantity, because education requires resources. At first, the income effect dominates, as a previously

binding subsistence constraint is relaxed. This is the Post-Malthusian regime, characterised by an acceleration of both population and per capita income growth. However, in the long run, this effect from the relaxation of the subsistence constraint disappears and the substitution effect dominates. The economy then passes through a demographic transition and population growth slows down. This is the Modern regime.

Note the importance of the scale effect in the Galor and Weil model, with population growth shifting up the growth curve in Figure 1 and bringing about an industrial revolution via an acceleration of technological progress. However, this makes it hard to understand the technological stagnation of large economies such as Mughal India or Qing Dynasty China. Indeed, in the run up to the British industrial revolution, China's population expanded from 100 million in 1685 to 300 million in 1790 (Mokyr, 2005: 1148-1149). This issue is addressed by Jones (2001), who asks the question "was the industrial revolution inevitable?" Although he models the demographic transition in much the same way as Galor and Weil (2000), Jones (2001) dampens the feedback from population to technology. With a smaller scale effect, as in Jones (1995), institutional change is then required to bring about an acceleration in the rate of technological progress. The institutional change is modelled by Jones as an exogenous shift in the parameter  $\pi$ , defined as the share of consumption paid to compensate inventive effort. Without such a shock, the industrial revolution, by which Jones (2001: 32-33) means "the onset of rapid population growth and per capita growth culminating in the large increase in standards of living during the 20<sup>th</sup> century", does not occur. However, institutions remain a black box in the Jones model, which is unfortunate given the large amount of effort devoted to understanding



institutions and institutional change in recent years, which will be considered in a later section.

## 2. Unified evolutionary growth theory

Before moving on to consider institutions, it is worth pausing to consider a recent development of unified growth theory, which uses an evolutionary approach, and avoids the need for the scale effect which was criticised in the previous section. The approach was pioneered by Galor and Moav (2002), and combines Darwinian elements with features of the basic Galor and Weil (2000) model outlined earlier. Individual preferences are defined over the quantity and “quality” of children, as well as over consumption above subsistence:

$$u_t^i = (1 - \gamma) \ln c_t^i + \gamma [\ln n_t^i + \beta^i \ln h_{t+1}^i] \quad (3)$$

where  $u$  is utility,  $c$  is consumption,  $h$  is the level of human capital,  $\beta$  reflects the preference of parents for quality, the superscript  $i$  indexes individuals and the subscript  $t$  indexes time. The population consists of two homogenous groups of type a and b, with the “quality types” attaching a higher preference parameter  $\beta$  than the “quantity types” ( $\beta^a > \beta^b$ ). Figure 2A shows how technological progress affects the choice of investment in quality for both types of individual. Investment in quality increases with the rate of technological progress because of the increased demand for skilled labour. Galor and Moav assume that as the rate of technological progress ( $g$ ) increases, the share of quantity types ( $q$ ) at first declines, but then increases, which introduces a non-convexity to the education curve.

In Figures 2B and 2C, the Galor-Moav model behaves in a similar way to the Galor-Weil model. However, note that the axes have been reversed and it is now the

education curve rather than the growth curve which shifts over time. In Figure 2B, the position of the education curve is pinned down by the small share of quality types in the population. In this Malthusian era, in the absence of large shocks, the economy remains stuck in a locally stable equilibrium with a low rate of technological progress and a low level of education ( $g^L, e^L$ ). The equilibrium ( $g^U, e^U$ ) is unstable. The Darwinian aspect of the model then comes into play to shift the education curve upwards, since the quality types are assumed to enjoy an evolutionary advantage during the Malthusian regime, having more surviving children. In Figure 2C, there is now a unique globally stable steady state with a high rate of technological progress and a high level of education ( $g^H, e^H$ ).

Galor and Moav do not offer much detail about the way in which human evolution occurs, but the approach has been taken up by Clark (2007), who argues that the Industrial Revolution occurred in Britain as the result of an evolutionary process improving the quality of the British population. There are, however, some obvious problems with the argument. First, the time scale being considered here is rather short for human evolution, which is normally seen as occurring over millennia rather than decades or even centuries. Second, the marriage of Darwinian and Malthusian elements is distinctly uneasy, because the Darwinian approach requires the group with the more successful strategy to increase its share of the population, while the dominant strategy is to have fewer children who are better educated. The Malthusian worry has always been the growing share of the uneducated masses. Although Galor and Moav accept this for the post-demographic transition period, they retain the assumption of an evolutionary advantage to quality types during the Malthusian era. Third, this assumption rests on the slender empirical basis of a single

study by Clark and Hamilton (2006), which examined a sample of 2,250 English wills for the period 1585-1638 and found a positive association between wealth (and hence literacy) and the number of surviving children. Fourth, if behavioural traits such as hard work and time preference are passed on socially through families and wider society rather than bred into the genetic make-up, unified evolutionary growth theory becomes difficult to distinguish from the institutional approach, which Clark is so keen to disparage.

### **3. Institutions, markets and technology**

There has been much theoretical work on the institutional changes which underpinned the economic development of Europe from the middle ages, with North (1990) establishing the general framework. We will examine here the specific contribution of Greif (2000), who adopts a more formal; approach, using the game of trust or one-sided prisoner's dilemma to analyse what he calls the fundamental problem of exchange (FPOE): how can you be sure that the other side to a bargain will fulfil their contractual obligations? The game is set out in Figure 3. Player I chooses either to initiate a trade (exchange) or not to initiate the trade (don't exchange). If he plays "don't exchange" then no trade occurs and both agents receive pay-off 0, denoted (0, 0). If player I does initiate trade by choosing "exchange", then player II must decide whether to cooperate (player II plays "exchange-cooperate) or to renege, for example, by running off with the goods that player I has offered, giving nothing in return. Assume that if there is cooperation then gains from trade are given by  $\gamma > 0$ , shared between the two players, so player I gets  $\gamma - W$  and player II gets  $W$ . This is the most satisfactory outcome, where both players gain. However, player II can do better by renegeing and walking off with the goods; then player II gets  $\alpha > W$  and player I faces a

loss, with a pay-off  $\delta < 0$ . Note that if player I initiates trade, it is individually rational for player II to renege. But player I can anticipate this response, and so should not initiate trade. This means that the gains from trade ( $\gamma$ ) will not be realized, as in Third World countries today and Europe in the Dark Ages. How is it possible to get out of this situation? In theory, player II must be able to credibly commit to not renege. In practice, medieval Europe developed institutions such as merchant guilds for mitigating the FPOE. Guilds were able to regulate relations between merchants and also to defend merchants against expropriation by the state. It should be noted that Greif (1994) analyses more sophisticated models to deal with games played over more than one period, but the focus remains on how institutions deter opportunistic behaviour.

This work is very helpful in understanding the long build up to modern economic growth emphasised by economic historians such as Britnell and Campbell (1995), with the British industrial revolution having long roots in the commercialisation of the economy from the late middle ages. The emphasis here is on the development of private order institutions. Yet Greif (2006) also recognises the importance of state institutions, since the existence of an effective state can make the enforcement of property rights easier for individuals. Indeed, one strand in the literature which applies new institutional economics to economic development in history emphasises the importance of political developments such as the Dutch Revolt, which led to the de facto independence of the United Provinces from 1579, and the Glorious Revolution of 1688, which established constitutional monarchy in Britain (North and Weingast, 1989). The fact that these two countries led the process of economic development in Europe in the seventeenth and eighteenth centuries,

respectively, is at least suggestive of a link between the institutions of government and economic growth.

It is helpful also to apply the approach of institutional economics to the acceleration of technological progress during the industrial revolution. In the context of technological innovation, entrepreneurs can afford to devote resources to the search for new methods only if they can be sure that others will not “run off” with their innovations without paying. The institutional mechanism which solves this fundamental problem of innovation is the patent system. However, it is not simply a question of the introduction of a formal system. In terms of North’s (1990) definition of institutions, it is also important that the formal rules are underpinned by informal rules that make the system work. As MacLeod (1988: 1, 10) notes, the formal start of the system may be dated to the 1624 Statute of Monopolies, which was an attempt to end the Crown’s abuse of letters patent, or documents by which special privileges were given. The statute specifically exempted patents granted for new inventions from its general proscription. During the seventeenth century, however, only a small minority of inventors filed for patents, preferring other means such as secrecy, to protect their intellectual property. Despite the fact that there were no changes in the formal institutional framework between 1624 and 1835, the system nevertheless developed in the light of the experience of administrators and patentees. By the mid-eighteenth century, MacLeod (1988: 1) suggests that the system had “developed its own momentum and promoted a first-strike mentality among its users: one neglected to patent at one’s peril”.

The patent system plays an important role in the Schumpeterian growth model of Aghion and Howitt (1992; 1998), who endogenise the rate of technological progress through spending on research and development (R&D). The model is summarised in Figure 4, taken from Carlin and Soskice (2006). The Solow relation shows a negative steady state relationship between the rate of innovation ( $x$ ) and the degree of capital intensity measured in efficiency units ( $\hat{k}$ ). However, the Schumpeter relation shows a positive relationship between innovation and capital intensity, which reflects in turn a positive relationship between capital intensity and R&D spending. The initial equilibrium is at A. As well as depending on capital intensity, R&D spending is also affected by the security of property rights in innovation. The introduction of an effective patent system, as in Britain on the eve of the industrial revolution, can thus be seen as shifting the Schumpeter relation upwards, resulting in a new equilibrium at B with a higher rate of innovation. An increase in the savings rate at the same time would shift the Solow relationship upwards, thus offsetting the fall in capital per unit of efficiency labour.

### **III. RECENT DEVELOPMENTS IN HISTORY**

#### **1. Wages, population and human capital: northwest European exceptionalism**

Recent research has suggested that northwest Europe, particularly Britain and Holland, developed very differently from the rest of Europe from the late middle ages. Since the industrial revolution occurred here, it suggests that a full understanding of the take-off to modern economic growth requires a study cutting across the conventional time periods of economic history. This finding of the Little Divergence within Europe has followed from the recent development of comparing levels rather than simply growth rates of real wages in Europe. Although the necessary data have

been available since the pioneering work of the International Scientific Committee on Price History during the 1930s, the early work using the data on wages and prices tended to focus on the path of real wages in an individual country, or where comparisons were made, tended to focus on differences in the rate of change rather than differences in the level (Cole and Crandall, 1964; Braudel and Spooner, 1967; Phelps Brown and Hopkins, 1981). This really only changed with the work of van Zanden (1999) and Allen (2001), who made wage comparisons amongst many European countries for the period after 1500, focusing on levels. Broadberry and Gupta (2006) made wage level comparisons between Europe and Asia, while Pamuk (2007) has looked at the data back to 1300, crossing the period of the Black Death.

Real consumption wages of European unskilled building labourers for the period 1300-1850 are shown in Table 1, taking London in the period 1500-49 as the numeraire. The first point to note is that wages followed a similar pattern across the Black Death in the whole of Europe. Complete time series exist for comparatively few cities before 1500, but there is also scattered evidence for other cities. Taken together, the evidence supports the idea of a substantial rise in the real wage across the whole continent of Europe following the Black Death, which struck in the middle of the fourteenth century, wiping out between a third and a half of the population, when successive waves of the plague are cumulated (Herlihy, 1997). This episode of European economic history thus appears to be consistent with the Malthusian model, with a strong negative relationship between real wages and population. In the first half of the fifteenth century, the real wage was quite uniform across the countries for which we have data, at about twice its pre-Black Death level.

From the second half of the fifteenth century, however, Britain and Holland followed a very different path from the rest of Europe, maintaining real wages at the post-Black Death level and avoiding the collapse of real wages which occurred on the rest of the continent. Although Allen (2001) used the term Great Divergence to describe this process, the term is more usually reserved for the emerging gap in living standards between Europe and Asia (Pomeranz, 2000). As a result, the emerging gap in living standards between Britain and Holland and the rest of Europe has recently become known as the Little Divergence.

Broadberry and Gupta (2006) provide some real wage evidence of the Great Divergence between Europe and Asia, shown here in Table 2. The grain wage, obtained by dividing the silver wage with the silver price of grain, the most important consumption item, is the closest that we can get to the real consumption wage for India and China at this time. Table 2 suggests that real wages in north and south India and the Yangzi delta region of China were falling decisively behind those in Britain from the late seventeenth century, contrary to the revisionist claims of Pomeranz (2000), Parthasarathi (1998) and Frank (1998) that the richest parts of Asia remained at the same level of development as the richest parts of Europe until as late as 1800. From the late eighteenth century, it becomes possible to calculate the real consumption wage for China, and Allen et al. (2010) are able to show that the comparative Anglo-Chinese real consumption wage at this time was very close to the comparative Anglo-Chinese grain wage. Furthermore, the Anglo-Indian grain wage at this time was around the same magnitude, i.e. about one-third of the English level.



Returning to developments within Europe, a number of recent studies have moved beyond trends in real wages to reconstruct national income back to the late medieval period. For Britain and Holland, annual estimates of per capita GDP are available from the work of Broadberry et al. (2010) and van Zanden and van Leeuwen (2010), and are shown here in Figure 5. Holland forged ahead during its Golden Age between 1500 and 1650, while Britain caught up after 1650 and forged ahead during the Industrial Revolution of the early nineteenth century, although the precise details of the story of British overtaking are complicated by considerations of territory, since incomes were higher in England than in the rest of Britain and also higher in Holland than in the rest of the Netherlands.

Table 3 adds data for other European countries to reveal the Little Divergence pattern in GDP per capita as well as in real wages. Per capita GDP trended downwards in Italy and Germany, and stagnated at a relatively low level in Sweden. In Spain, although there was a temporary growth spurt with the imperial expansion of the sixteenth century, the downward trend in living standards was soon resumed.

To what extent can the Little Divergence be explained simply in terms of demographic factors? The simplest Malthusian approach would suggest that the persistence of high real wages in Northwestern Europe was the result of demographic restraint. However, this is far from clear in the population data assembled here in Table 4, taken largely from Malanima (2009a). It must be stated at the outset that there is considerable uncertainty about the data particularly in the early years, with estimates of the population of England in 1300 ranging from less than 4 million to more than 6 million (Hatcher, 1977). Whatever the pre-Black Death peak population

in England, there does nevertheless seem to be agreement that the population was slow to recover. This is much less clear in the rest of northwest Europe, however, with population well above its 1300 level already by 1500 in Belgium (Flanders), and with population nearly twice its pre-Black Death level by this time in the Netherlands (Holland).

De Moor and van Zanden (2010) try to relate the Little Divergence to differences in demographic and labour market behaviour. They argue that what Hajnal (1965) calls the European Marriage Pattern emerged in the North Sea region following the Black Death. The key component was the primacy of mutual agreement over parental authority in the choice of marriage partner. The fact that both partners had to consent to marriage increased the bargaining position of women, and this was underpinned by the system of inheritance and access to the labour market. Although women could inherit in southern Europe as well as in the northwest, the transfer occurred at the point of marriage in the south via the dowry, but upon the death of the woman's parents in the northwest. This made early marriage more attractive in the south, since it enabled a daughter to gain access to the dowry, but it also gave the parents power over the choice of partner because the value of the dowry was uncertain. Increasingly in northwest Europe, but only to a lesser extent in the rest of the continent, growing access to the labour market gave a woman the power to refuse to marry an unsuitable partner chosen by her parents. This growing access to the labour market by women seems to be linked to the important role of the pastoral sector in the mixed agriculture that was prevalent in northwest Europe, and where women had a comparative advantage (Voigtländer and Voth, 2010). In late medieval

England, for example, Broadberry et al. (2010) find the pastoral sector accounting for around two-thirds of value added in agriculture.

There does seem to be some evidence in favour of the idea of fertility limitation holding back population growth in the case of early modern England. Indeed, Wrigley et al. (1997) paint a detailed quantitative picture of fertility control through late marriage, so that England cannot be characterised as being in a high-pressure Malthusian equilibrium. Figure 6 shows clearly that during the seventeenth century, the mean age at first marriage for males varied between 27 and 28, falling below 27 for the first time during the decade 1730-39. By the 1830s, it had fallen below 25. For females, the mean age at first marriage rose as high as 26.3 in the 1710s before falling to 23.1 by the 1830s. It is worth noting that the increase in fertility which accompanied industrialisation in Britain was therefore not a general phenomenon, but rather depended on the earlier limitation of fertility through late marriage. This fertility limitation is also seen by Voigtländer and Voth (2006) as an important factor raising the probability of an industrial revolution in Britain. The case is more difficult to make for Holland, however, given the above-average increase in population over the period 1300-1500.

The sign of the relationship between real wages and population clearly changed from negative to positive between the fourteenth and nineteenth centuries. In the fourteenth century, the increase in the real wage was made possible only by a sharp Malthusian fall in population following the Black Death. By the time of the industrial revolution, by contrast, rapid population growth could be sustained together with a rising real wage. In the intervening period, however, it is not clear that the

European economy can really be characterised as in a Malthusian regime. Indeed, recent historical research using VAR analysis suggests that the English economy may have ceased to operate in a Malthusian way much earlier than was once thought. Nicolini (2007) finds that the positive check (a negative relationship between the real wage and the death rate) disappeared during the seventeenth century and the preventive check (a positive relationship between the real wage and the birth rate) disappeared before 1740. However, Crafts and Mills (2009) replace the Allen (2001) real wage data used by Nicolini with a new real wage series produced by Clark (2005) and draw even more radical conclusions. Indeed, at no point during the period 1541-1871 were they able to find evidence of positive checks, while evidence of preventive checks could only be detected until 1640.

One important aspect of this new literature on the Little Divergence between Northwest Europe and the rest of the continent is the focus on the linkages between demographic behaviour and the performance of the economy. This is something which had fallen out of favour following the Princeton Project on the Decline of Fertility in Europe of the 1960s and 1970s, which rejected a significant role for economic and social factors in explaining the demographic transition in favour of a process of innovation and diffusion driven by attitudes and networks of communication (Coale and Watkins, 1986; Brown and Guinnane, 2007: 575). There then followed a period when demographic history and economic history pursued almost separate paths. This recent emphasis by economic historians on the links between demographic and economic developments can be seen as mirroring the exploration of the links between the industrial revolution and the demographic transition in unified growth theory. The approach has been strengthened by the

findings of Brown and Guinnane (2007) that the Princeton Project's rejection of a role for economic factors rests on an inappropriate statistical methodology. In particular, Brown and Guinnane are able to show for two important regions studied by the Princeton Project that economic factors were indeed statistically significant determinants of fertility if a lower level of aggregation is used, and if appropriate use is made of information on both levels and rates of change of variables.

Economic historians have also recently paid more attention to the role of human capital, a key variable in unified growth theory, but which had previously been neglected in most accounts of the industrial revolution. Again, however, the picture is more complex than suggested by the early unified growth models. The International Scientific Committee on price history collected vast amounts of data on skilled wage rates to complement the unskilled wage rate data presented in Table 1. This data has been used to calculate the skill premium in Table 5, measured as the ratio of the daily wage of skilled craftsmen to the daily wage of unskilled labourers. This provides a measure of the incentive to invest in human capital, which would be expected to rise at the time of the industrial revolution version of unified growth theory. However, there is little evidence to support this. Although the premium did increase in some countries around the time of the industrial revolution, it fell in others, and where the trend was upwards, there were earlier periods when the premium was as high, if not higher. After a more detailed investigation of the British case using a longer run of annual data, Clark (2005) concludes that at the time of the industrial revolution, the skill premium was substantially below its medieval peak of around 2. Galor (2005: 205) acknowledges this point, but counters it with the suggestion that although the

demand for human capital was increasing, this was offset by an increase in the supply of human capital, in particular through the introduction of public education.

It is therefore necessary to look directly for evidence of an increase in the quantity of human capital at the time of the industrial revolution. For England, it is possible in Figure 7 to track developments in literacy, as measured by the proportion of the population who could sign their names. For the period after 1750, Schofield (1973) presents data on the proportion of males and females who could sign their names at marriage, while for the period before 1750 Houston (1982) tracks the proportion of those able to sign court depositions in northern England. For males, the big rise in literacy occurred during the seventeenth century, followed by a pause during the industrial revolution period, before the drive to more or less universal literacy during the second half of the nineteenth century. For females, the data suggest a more or less continuous rise in literacy from a very low level in the mid-seventeenth century. The English case thus offers little support for viewing the industrial revolution as uniquely linked to developments in human capital.

Turning to the literacy data for a wider sample of largely west European countries circa 1800 in Table 6, however, notice again the Little Divergence pattern, with high levels of literacy in northwest Europe covering England and Scotland, the Netherlands and Belgium, Germany west of the Stralsund-Dresden line and France north of the Geneva-St. Malo line. In most of these regions, already 60 to 80 per cent of the male population and over 40 per cent of the female population were literate. In more peripheral regions, literacy rates were much lower, between 10 and 45 per cent for males and 10 to 20 per cent for females (Reis, 2005).

The relationship between real wages, population and human capital during the transition to modern economic growth is thus more complex than suggested by unified growth theory. First, there is evidence that the European economy had ceased to behave in a Malthusian fashion long before the industrial revolution. Although the persistence of a high real wage in England is associated with a slow recovery of the population to pre-Black Death levels, Belgium and the Netherlands maintained a high real wage despite a rapid recovery of population. Second, although the incentive to invest in human capital was higher in the medieval period, there was a substantial increase in literacy in northwest Europe during the early modern period. Third, however, the industrial revolution appears to have coincided with a pause in this process of human capital deepening.

## **2. Institutions, markets and technology**

Kindleberger (1996) and Maddison (2001) are the latest in a long line of economic historians to chart the rise to modern economic growth in the west as a series of growth episodes based around success in long distance trade. Economic primacy is seen as passing from the Italian city states before 1500 to Portugal and Spain in the sixteenth century, then to the Low Countries in the seventeenth century before the industrial revolution led to the primacy of Britain from the late eighteenth century. This approach normally goes hand in hand with a stress on institutions. As in the theoretical section, it is useful to begin the survey of historical work in this area with private order institutions.

Many writers have pointed to the importance of financial and commercial innovations in underpinning the success of the leading economies. Many of the key commercial institutions of the western world can be seen as having their origins in the Italian city states of Venice and Florence, which played such an important role in the revival of long distance trade between Europe and the East from the eleventh century. Deposit banking grew out of money changing, while insurance, the legal form of the modern company and double entry book-keeping all grew up around shipping ventures (Lane, 1966; Mueller, 1997). Similarly, early modern Amsterdam is credited by Neal (1990) with a number of commercial innovations including the bill of exchange, transferable shares in the capital stock of corporations traded on secondary markets and perpetual annuities issued annually by government, free of risk of default (consolidated debt or consols).

Any claim to be the originator of any such practices is always open to challenge, however. Hence another important strand in the literature which traces the origins of western economic success to institutional developments is the emphasis on the growing commercialisation of the economy (Britnell and Campbell, 1995). The growing commercialisation of the European economy can most easily be captured quantitatively in the share of the population living in urban areas, since towns were the centres of commerce. Table 7 provides data on the share of the population living in towns of at least 10,000 inhabitants. For Europe as a whole, the trend is unmistakably upwards from 1400. Looking at regional trends, however, urbanisation is another variable which displays the Little Divergence pattern. In the late medieval period there were two main urban centres of commerce in north Italy and in the Low Countries. While urbanisation stalled in north Italy after 1500, there was a brief surge



in Portugal and to a lesser extent Spain during the sixteenth century, following the opening up of the new trade routes to Asia and the New World. However, the most dramatic growth of urbanisation in the early modern period occurred in the Netherlands in the sixteenth and seventeenth centuries and in England during the seventeenth and eighteenth centuries as those countries displaced the Iberian powers in long distance trade and commercialised their domestic economies to an unprecedented extent.

The extent of commercialisation and the spread of specialisation which accompanied it can also be captured in Table 8 by the declining share of the labour force engaged in agriculture. The link between commercialisation and the share of the labour force in agriculture is at least implicit in the historical literature on proto-industrialisation following the work of Mendels (1972), who saw commercialisation leading to the development of industry in the countryside before the industrial revolution. It is also implicit in the work of Brenner (1982), who emphasises the contrast between England, where the peasantry was replaced by tenants and labourers who had to compete in the market, and the continent where peasants were able to cling to the land and preserve feudal property rights. By 1600, the release of labour from agriculture had proceeded further in the Netherlands than in the rest of Europe, as the Dutch economy relied increasingly on imports of basic agricultural products such as grain and paid for them with exports of higher value added products (de Vries and van der Woude, 1997). By 1700, the share of the labour force engaged in agriculture was even smaller in England, where a highly commercialised agriculture produced enough grain to feed the population without recourse to substantial imports

(Deane and Cole, 1967; Crafts, 1985). The share of the labour force in agriculture remained substantially higher in the rest of Europe.

Another strand of the literature which seeks to apply the insights of the new institutional economics to history emphasises the role of state institutions. For North and Weingast (1989), the Glorious Revolution is important in creating the climate for the transition to modern economic growth, by limiting the power of the crown to interfere in economic activity, thus solving the “fundamental problem of exchange”. A similar argument can be made for the Dutch Revolt of the late sixteenth century, which overthrew the system of Spanish rule and established constraints on the abuse of executive power. The argument has been generalised by Acemoglu, Johnson and Robinson (2005), who emphasise the interaction between access to the Atlantic and constraints on executive power. They point out that the opening up of the new trade routes after 1500 did not benefit all economies with access to the Atlantic equally. In the countries which gained most (Britain and the Netherlands), there were sufficient constraints on the rulers to ensure that they were unable to appropriate the bulk of the gains from trade. By contrast, in the Atlantic economies which failed most obviously to gain from the new opportunities, despite their early role in the discovery of the new trade routes (Spain and Portugal), rulers were sufficiently strong to exploit the opportunities themselves and prevent a strong merchant class from constraining their powers to appropriate.

As Mokyr (2008) notes, the literature on institutions has tended to say very little about the central feature of the industrial revolution, the dramatic technological change which occurred in Britain in the late eighteenth and early nineteenth centuries.

One obvious institutional change which could provide such a link is the patent system, which until very recently has received surprisingly little attention in mainstream economic history. The modern literature really began with the study of the English patent system during the industrial revolution by Dutton (1984) and Sullivan (1989), who highlighted the surge in patents from the middle of the eighteenth century, shown here in Figure 8, and saw it as a causal factor. MacLeod (1988) examined the evolution of the system from the mid-seventeenth to the end of the eighteenth century, but emphasised its shortcomings as much as its advantages. However, there is a world of difference between saying that the patent system was not as good as it would later become, and dismissing its importance at the time.

More recently, the importance of the role of the patent system in the acceleration of British economic growth has been emphasised by Broadberry and Gupta (2009) in the context of cotton textiles, where there was a dramatic shift of competitive advantage between Britain and India. Broadberry and Gupta (2009) emphasise the interaction between the large Anglo-Indian wage gap noted earlier and the institutional feature of the British patent system. High money wages in Britain meant that cotton textiles produced domestically with labour-intensive production methods could not compete with Indian goods in third markets, and could only be sold domestically because of protective measures that remained in force between 1701 and 1774 (Inikori, 2002: 428-432; O'Brien et al., 1991). This stimulated a two-stage process of technological change. First, high wages led to the adoption of a more capital intensive technology in Britain, characterised by the use of labour-saving machinery in factories. Second, this resulted in a faster rate of productivity growth in Britain, because of the greater incentive to devote resources to improving technology

where capital intensity is higher. This is consistent with the positive relationship between capital intensity, resources devoted to research and development, and the rate of technological progress, highlighted in Schumpeterian models of growth (Aghion and Howitt, 1998). This effect can be explained partly by the greater learning potential on capital intensive technology, as suggested by Arrow (1962), but in Britain the effect was amplified by the existence of an effective patent system.

Note, however, that the argument is contingent on particular historical circumstances surrounding economic relations between Britain and India. The process of import substitution was started by the popularity of cotton cloth imported into Britain and the opportunity given to the early British cotton industry by the protective Calico Acts in force between 1701 and 1774 (Berg, 2002; Inikori, 2002: 428-432; O'Brien et al., 1991). As productivity increased in the machine-intensive British cotton textile industry and stagnated in India, a shift in competitive advantage occurred. However, the shift in competitive advantage was delayed in international markets during the late eighteenth and early nineteenth centuries by a temporary rise in raw cotton prices in Britain, as the increase in production put pressure on factor markets. The shift in competitiveness in the Indian market was delayed further by transport costs, which prevented the British from breaking into the Indian market on a large scale until after 1830 (Ellison, 1886: 63; Twomey, 1983).

Now consider the implications of this approach for the question of why the key technological breakthroughs in cotton textiles occurred first in Britain. When Crafts (1977) posed this question, the obvious comparator country was France, which was being portrayed in revisionist work as having similar development potential

(O'Brien and Keyder, 1978). However, the revisionism now seems to have been overdone, and in the recent literature on comparative levels of development, France emerges as a relatively low-wage economy in the eighteenth century (Allen, 2001). The other high-wage European economy was the Dutch Republic, and it is therefore interesting now to restate the question posed by Crafts (1977) as “Why Britain, not Holland?” rather than “Why Britain, not France?” The answer offered here is that while Holland had high wages like Britain, it lacked the large market to provide sufficient rewards for innovation. And while France had a large population to provide a large market, it lacked the high wages to stimulate the adoption of machine intensive technology which underpinned the process of technological change that occurred in Britain.

#### **IV. CONCLUDING REMARKS: COMBINING HISTORY AND THEORY**

In the introduction, I cited the comments of Schumpeter (1954) on the difficulties created by the existence of historical and theoretical temperaments. In this concluding section, I explore some of the implications of these difficulties, drawing on the examples of the previous sections. First, note that the unit of analysis is often quite different in the theoretical and historical literatures. Unified growth theory, in particular, seems to work best at the level of world development. Indeed, the basic Galor and Weil (2000) model works in terms of a single closed economy. Later work by Galor and Mountford (2007) does explore the Great Divergence within a two-country model, but in a highly stylised way. Where country-specific data are used in Galor (2005), they are typically used for particular episodes and are presented only as suggestive evidence. Historians tend to worry much more systematically about the cross-sectional variation between countries and how it evolves over time, taking

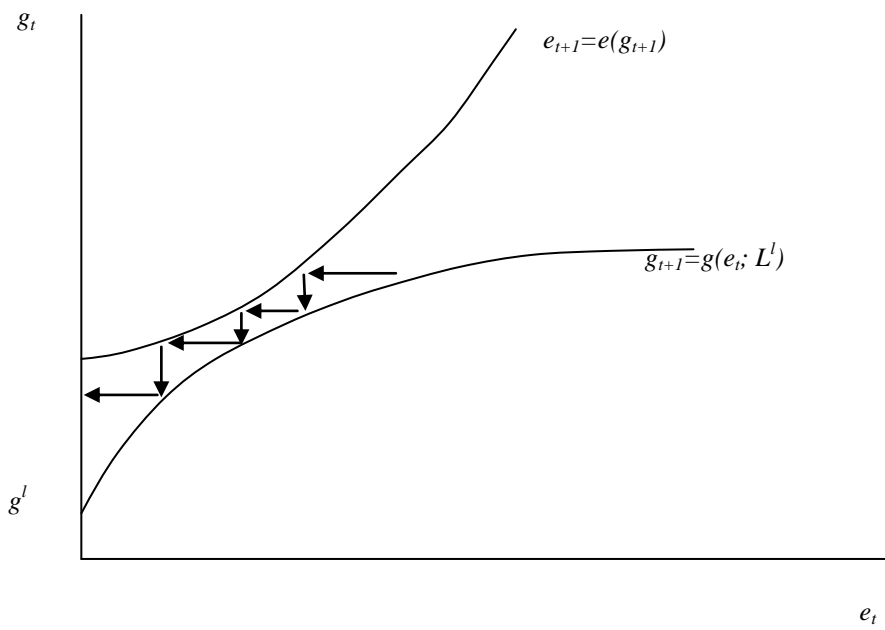
delight in those details of the historical process referred to in the quote from Schumpeter (1954: 815) at the beginning of the paper. Historians need to be able to explain the Little Divergence and the differences between Britain and Holland, as well as the Great Divergence. For them, the cross-sectional variation is a crucial part of the story and models must be flexible enough to deal with it in a convincing way and not just as an *ad hoc* afterthought.

A second issue concerns the role of historical contingency. Again, unified growth theorists seem content to treat the industrial revolution as inevitable, with the general framework set up to deliver the transition to modern economic growth and the specifics of the model affecting only the timing. For historians, historical contingency plays a more central role, and things could easily have turned out differently. This point was emphasised by Crafts (1977), who questioned the assumption that because the first industrial revolution occurred first in Britain *ex post*, it must have been more likely there *ex ante*. The importance of historical contingency has since become firmly entrenched in the historical literature via the idea of path dependence, with the sequence of events affecting the final outcome, not just the path taken (David, 1985, Arthur, 1989).

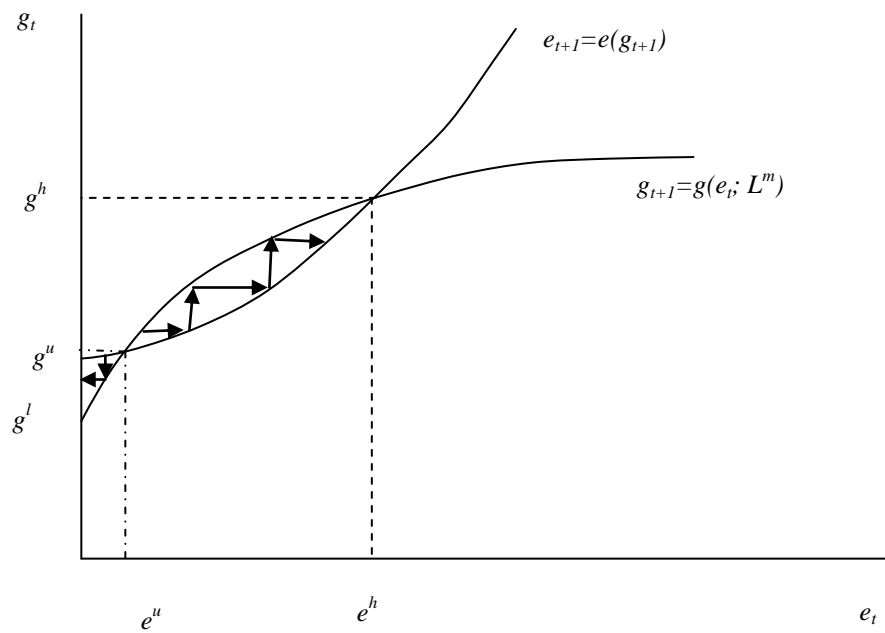
The recent historical and theoretical literatures therefore share a common purpose in breaking away from the traditional practice of using different methods to analyse the world before and after the industrial revolution. However, there remain important differences. From the point of view of an economic historian, it is important that the theoretical framework should remain flexible enough to deal with the cross-sectional variation and leave room for historical contingency.

**FIGURE 1: Technological progress and education in the Galor-Weil model**

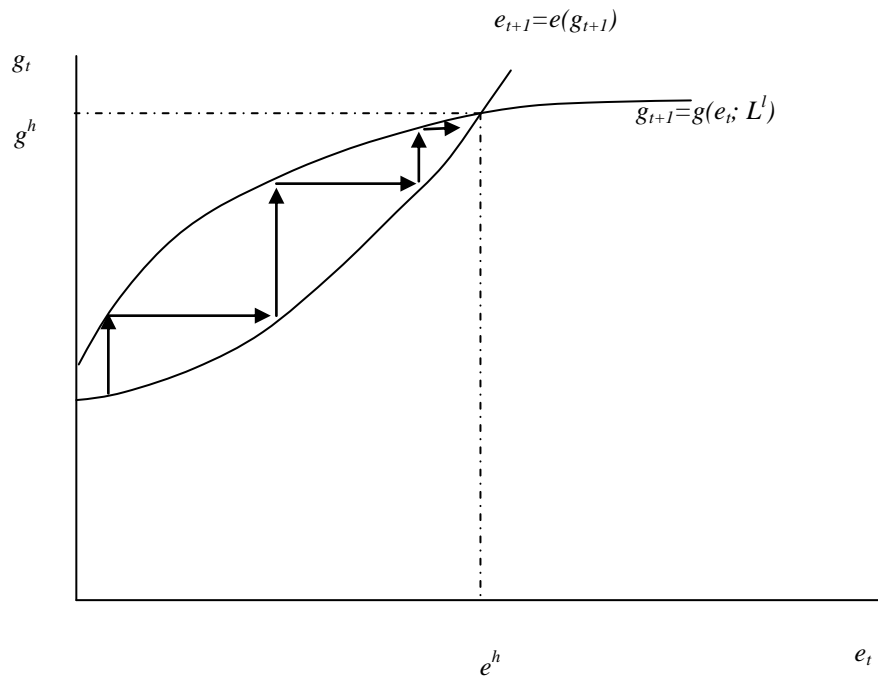
**A. Small population**



**B: Moderate population**



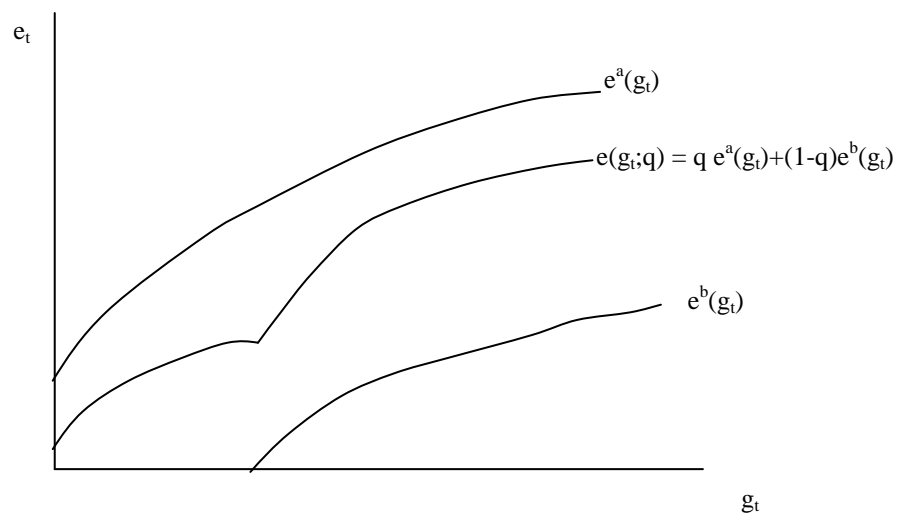
**C: Large population**



Source: Galor and Weil (2000: 818-820).

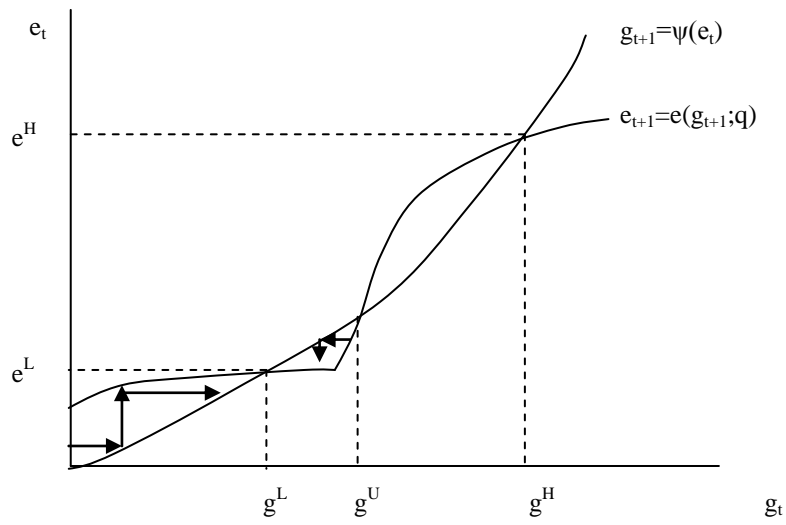
**FIGURE 2: Education and technological progress in the Galor-Moav model**

**A. Quality types**

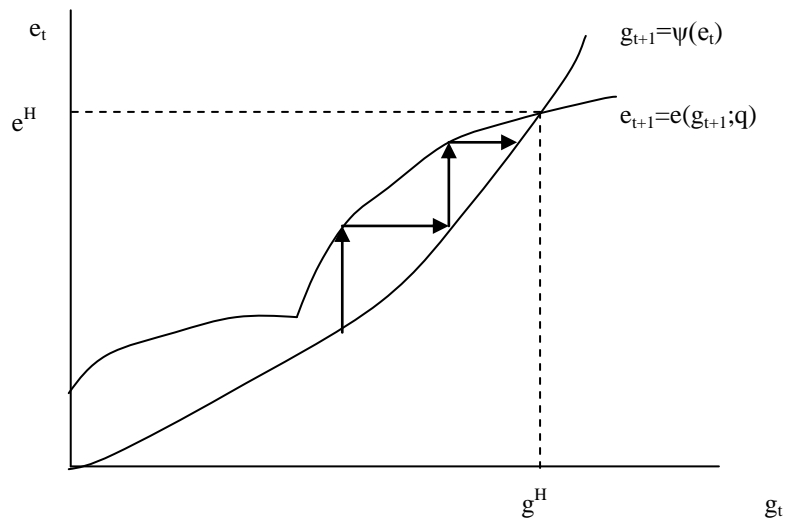




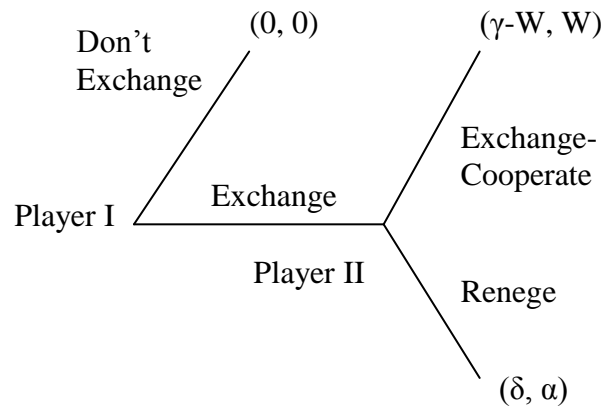
### B: Small fraction of quality types



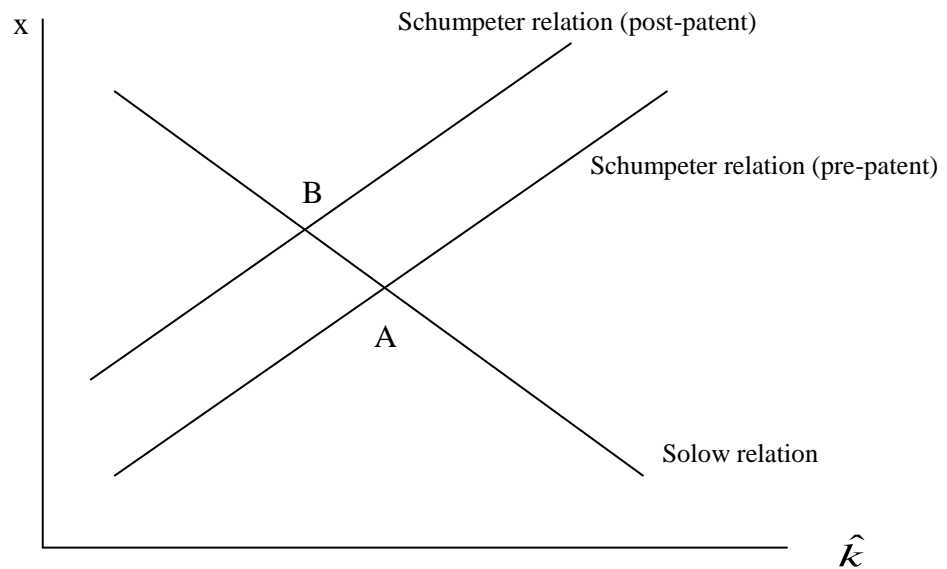
### C: Large fraction of quality types



Source: Galor and Moav (2002: 1163-1165).

**FIGURE 3: The one-sided prisoner's dilemma game**

Source: Greif (2000)

**FIGURE 4: An increase in returns to innovation**

Source: Derived from Carlin and Soskice (2006: 544).

**TABLE 1: Daily real consumption wages of European unskilled building labourers (London 1500-49 = 100)**

	1300- 49	1350- 99	1400- 49	1450- 99	1500- 49	1550- 99	1600- 49	1650- 99	1700- 49	1750- 99	1800- 49
<i>Northwestern Europe</i>											
London	57	75	107	113	100	85	80	96	110	99	98
Amsterdam					97	74	92	98	107	98	79
Antwerp			101	109	98	88	93	88	92	88	82
Paris					62	60	59	60	56	51	65
<i>Southern Europe</i>											
Valencia			108	103	79	63	62	53	51	41	--
Madrid					--	56	51	--	58	42	--
Florence/Milan	44	87	107	77	62	53	57	51	47	35	26
Naples					73	54	69	--	88	50	33
<i>Central &amp; eastern Europe</i>											
Gdansk					78	50	69	72	73	61	40
Warsaw					--	75	66	72	45	64	82
Krakow			92	73	67	74	65	67	58	63	40
Vienna			115	101	88	60	61	63	61	50	27
Leipzig					--	34	35	57	53	44	53
Augsburg					62	50	39	63	55	50	--

Source: Broadberry and Gupta (2006: 7); derived from the database underlying Allen (2001: 429).

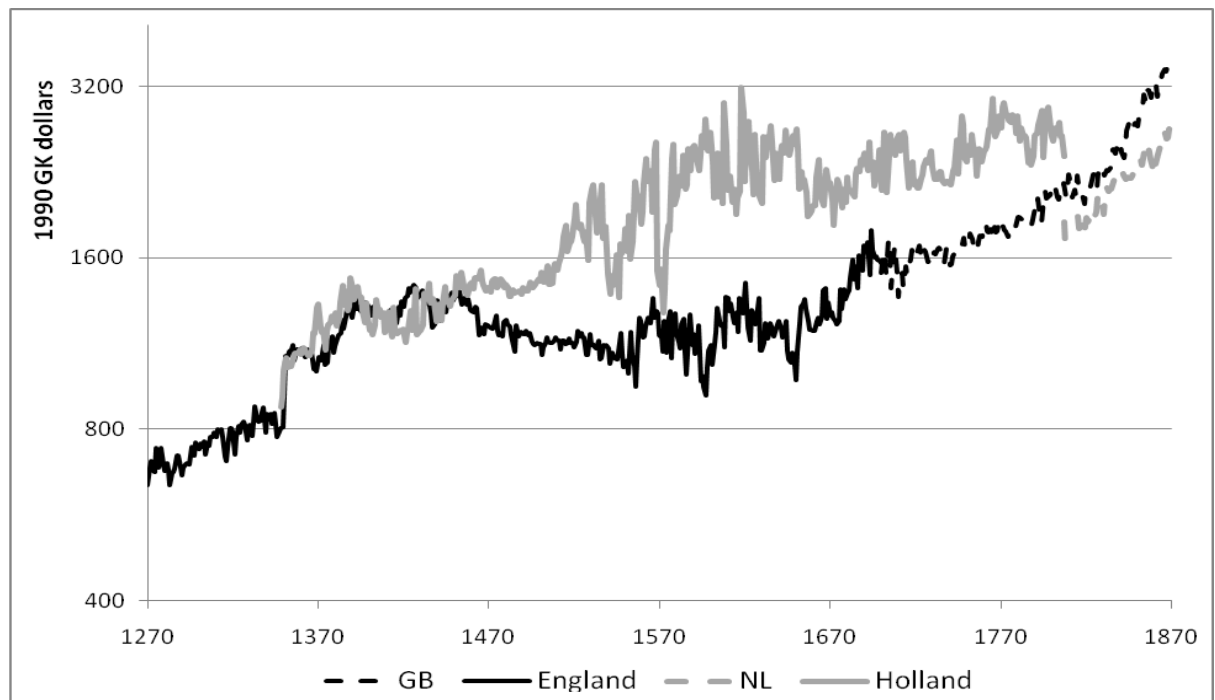
**TABLE 2: Grain wages of unskilled labourers in England, India and China, 1550-1849****A. Grain wages in England and India (kilograms of grain per day)**

Date	England	India		Indian wage as % of English wage
	(wheat)	(wheat)	(rice, on wheat equivalent basis)	
1550-99	6.3	5.2		83
1600-49	4.0	3.8		95
1650-99	5.4	4.3		80
1700-49	8.0		3.2	40
1750-99	7.0		2.3	33
1800-49	8.6	2.5		29

**B. Grain wages in England and China (kilograms of grain per day)**

Date	England	Yangzi delta		Chinese wage as % of English wage
	(wheat)	(rice)	(rice, on wheat equivalent basis)	
1550-1649	5.2	3.0	4.5	87
1750-1849	7.8	2.0	3.0	38

Source: Broadberry and Gupta (2006: 17, 19).

**FIGURE 5: British and Dutch real GDP per capita in 1990 international dollars**

Sources: Broadberry *et al.* (2010); van Zanden and van Leeuwen (2010).

**TABLE 3: GDP per capita levels in 1990 international dollars**

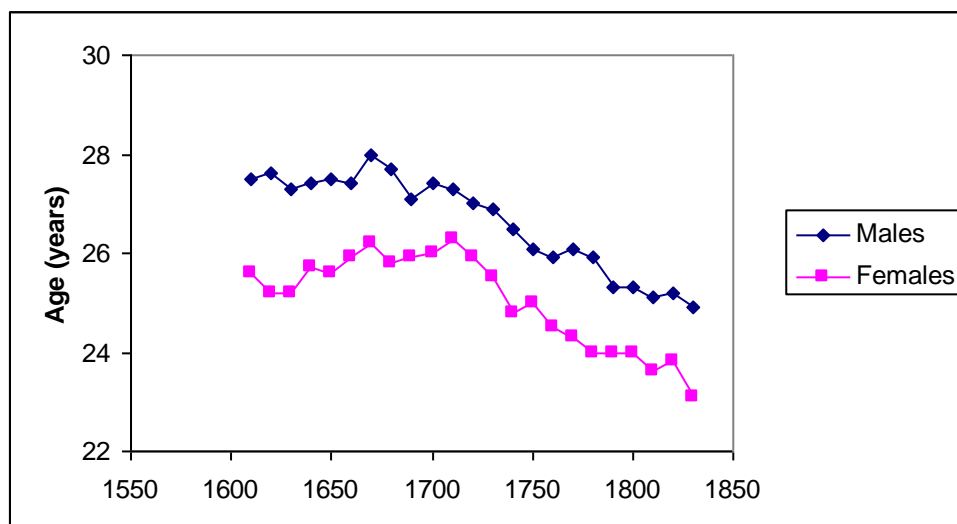
	England/ GB	Holland/ NL	Belgium	Italy	Spain	Germany	Sweden
1300	712			1,644			
1400	1,284	1,195		1,726			
1500	1,127	1,454	929	1,644	1,295	1,332	
1570	1,174	1,432	1,089	1,463			860
1600	1,127	2,662	1,073	1,302	1,382	894	
1650	979	2,691	1,203	1,255		1,130	
1700	<u>1,568</u> 1,506	2,105	1,264	1,398	1,230	1,068	
1750	1,660	2,355	1,375	1,553	1,191	1,162	
1800	2,140	<u>2,408</u> 1,853	1,497	1,333	1,205	1,140	953
1820	2,124	1,886	1,534	1,445			1,009
1850	2,718	2,371	1,841	1,350	1,487	1,428	1,289

Sources: England/Great Britain: Broadberry *et al.* (2010); Holland/Netherlands: van Zanden and van Leeuwen (2010); Belgium: Buyst (2009); Blomme and van der Wee (1994); Italy: Malanima (2009b); Spain: Álvarez-Nogal and Prados de la Escosura (2009); Germany: Pfister (2009); Sweden: Krantz (2004); Krantz and Schön (2007).

**TABLE 4: European population by country (millions)**

	1300	1400	1500	1600	1700	1750	1800	1870
Scandinavia	1.8	1.4	1.5	2.4	2.9	3.6	5.2	13.3
England (Wales)	4.7	2.1	2.2	4.1	5.2	5.9	8.6	21.2
Scotland	1.0	0.7	0.8	1.0	1.2	1.2	1.6	3.4
Ireland	1.4	0.7	0.8	1.0	1.9	3.1	5.2	5.8
Netherlands	0.8	0.6	1.0	1.5	2.0	2.0	2.1	3.7
Belgium	1.3	1.0	1.4	1.6	2.0	2.2	2.9	4.9
France	16.0	12.0	15.0	18.5	21.5	24.6	29.0	38.0
Italy	12.5	8.0	9.0	13.3	13.5	15.5	18.1	28.0
Spain	5.5	4.5	5.0	6.8	7.4	9.3	10.5	16.2
Portugal	1.3	1.1	1.2	1.3	2.0	2.6	2.9	4.3
Switzerland	0.8	0.5	0.8	1.0	1.2	1.3	1.7	2.7
Austria (Czech, Hung)	10.0	9.0	11.5	12.8	15.5	18.3	24.3	35.7
Germany	13.0	8.0	9.0	16.2	14.1	17.5	24.5	41.0
Poland	2.0	1.5	2.0	2.5	2.8	3.7	4.3	7.4
Balkans	6.0	5.0	5.5	7.0	8.5	9.9	15.1	23.7
Russia (European)	15.0	11.0	15.0	16.0	13.0	22.0	35.0	63.0
EUROPE	93.1	67.1	81.7	107.0	114.7	142.7	191.0	312.3
EUROPE (exc Russia)	78.1	56.1	66.70	91.0	101.7	120.7	156.0	249.8

Sources: Data for England from Broadberry et al. (2010); other countries from Malanima (2009a).

**FIGURE 6: Mean age at first marriage, England (decennial data)**

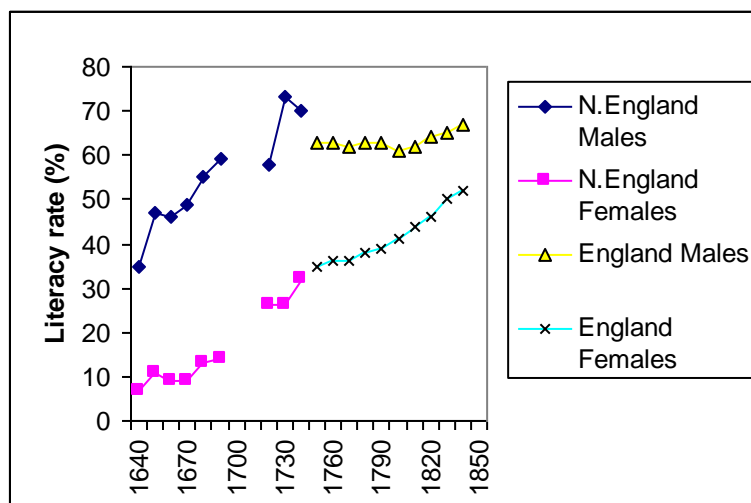
Source: Wrigley *et al.* (1997: 134).

Note: Each observation refers to the decade beginning in the year indicated. Thus, for example, the 1610 observation refers to 1610-19.

**TABLE 5: Skill premium (ratio of skilled wage to unskilled wage)**

	1500- 49	1550- 99	1600- 49	1650- 99	1700- 49	1750- 99	1800- 49
<i>Northwestern Europe</i>							
London	1.56	1.50	1.59	1.49	1.40	1.55	1.63
Southern England	1.68	1.50	1.49	1.50	1.49	1.52	1.51
Amsterdam	1.45	1.49	1.44	1.40	1.31	1.29	1.32
Antwerp	1.73	1.75	1.66	1.66	1.67	1.67	1.66
Paris	1.57	1.64	1.61	1.59	1.61	1.79	1.66
<i>Southern Europe</i>							
Valencia	1.55	1.29	1.19	1.49	1.51	1.49	--
Madrid	--	1.98	2.51	--	2.27	2.02	2.06
Milan	--	--	1.78	1.95	1.91	1.86	2.00
Florence	1.83	1.97	2.26	--	--	--	--
Naples	2.06	1.57	1.47	--	1.23	1.50	1.73
<i>Central &amp; eastern Europe</i>							
Gdansk	1.33	2.23	1.68	1.79	1.76	1.41	1.67
Warsaw	--	1.44	1.75	1.59	2.79	2.18	2.22
Krakow	2.0	1.79	1.24	1.41	1.50	1.31	2.17
Vienna	1.48	1.50	1.25	1.49	1.50	1.60	1.52
Leipzig	--	1.74	1.94	1.79	1.68	1.61	1.52
Augsburg	1.67	1.35	1.35	1.38	1.43	1.26	--

Source: Derived from Broadberry and Gupta (2006: 5).

**FIGURE 7: Literacy rates in England, 1640-1840**

Sources: Houston (1982); Schofield (1973).

**TABLE 6: Literacy rates in Europe, circa 1800**

	Males	Females	All
<b>England</b>	60	40	
<b>Scotland</b>	65	15	
<b>Netherlands</b>	73	51	
<b>Belgium</b>	60	37	
<b>Germany</b>			
Saxony	80	44	
Hesse	91	43	
<b>France</b>			
Northern France	71	44	
Southern France	44	17	
<b>Norway</b>			21
<b>Sweden</b>			20-25
<b>Portugal</b>			<20
<b>Italy</b>			
Piedmonte			25
Duchy of Parma	45	23	
Marche	17	6	
<b>Hungary</b>			6

Source: Reis (2005: 202).

**TABLE 7: European urbanisation rates (%)**

	1300	1400	1500	1600	1700	1750	1800	1870
Scandinavia	--	--	0.7	2.1	4.3	4.6	4.6	5.5
England (Wales)	4.0	2.5	2.3	6.0	13.2	16.4	22.1	43.0
Scotland	--	--	2.3	1.5	5.3	11.5	23.9	36.3
Ireland	0.8	2.1	--	1.0	5.1	5.1	7.3	14.2
Netherlands	--	--	17.1	29.5	32.5	29.6	28.6	29.1
Belgium	18.2	21.9	17.6	15.1	20.2	16.5	16.6	25.0
France	5.2	4.7	5.0	6.3	8.7	8.7	8.9	18.1
Italy CN	18.0	12.4	16.4	14.4	13.0	13.6	14.2	13.4
Italy SI	9.4	3.3	12.7	18.6	16.1	19.4	21.0	26.4
Spain	12.1	10.2	11.4	14.5	9.6	9.1	14.7	16.4
Portugal	3.6	4.1	4.8	11.4	9.5	7.5	7.8	10.9
Switzerland	3.0	2.0	2.8	2.7	3.3	4.6	3.7	8.2
Austria (Czech, Hung)	0.6	0.5	0.8	1.6	1.7	2.6	3.1	7.7
Germany	3.4	3.9	5.0	4.4	5.4	5.7	6.1	17.0
Poland	1.0	1.3	5.4	6.6	3.8	3.4	4.1	7.8
Balkans	5.2	4.6	7.7	13.3	14.0	12.3	9.8	10.6
Russia (European)	2.1	2.3	2.0	2.2	2.1	2.5	3.6	6.7
<b>EUROPE</b>	<b>5.4</b>	<b>4.3</b>	<b>5.6</b>	<b>7.3</b>	<b>8.2</b>	<b>8.0</b>	<b>8.8</b>	<b>15.0</b>

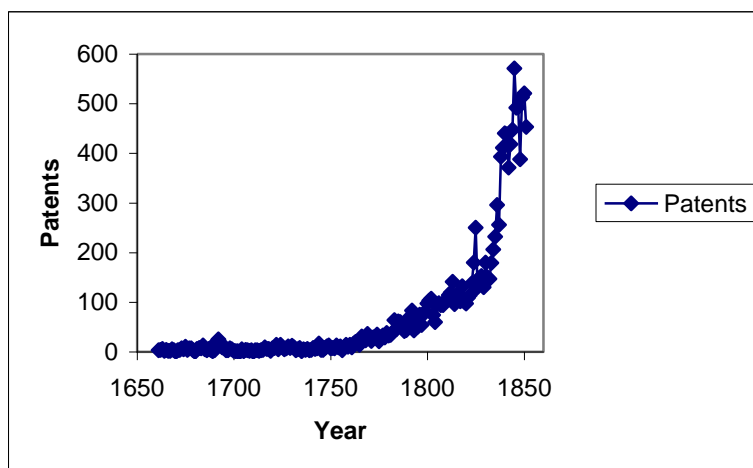
Source: Malanima (2009a).



**TABLE 8: Share of agriculture in the labour force (%)**

	England	Netherlands	Italy	France	Poland
1300	--	--	63.4	--	--
1400	60.8	--	60.9	71.4	76.4
1500	59.0	56.8	62.3	73.0	75.3
1600	--	48.7	60.4	67.8	67.4
1700	33.4	41.6	58.8	63.2	63.2
1750	31.8	42.1	58.9	61.1	59.3
1800	26.4	40.7	57.8	59.2	56.2

Source: Derived from Broadberry and van Leeuwen (2010); Allen (2000: 8-9).

**FIGURE 8: Patents issued in England, 1661-1851**

Source: Derived from Sullivan (1989).

## REFERENCES

- Acemoglu, D., Johnson, S. and Robinson, J. (2005), "The Rise of Europe: Atlantic Trade, Institutional Change, and Economic Growth", *American Economic Review*, 95, 546-579.
- Aghion, P. and Howitt, P. (1992), "A Model of Growth Through Creative Destruction", *Econometrica*, 60, 323-351.
- Aghion, P. and Howitt, P. (1998), *Endogenous Growth Theory*, Cambridge, MA: MIT Press.
- Allen, R.C. (2000), "Economic Structure and Agricultural Productivity in Europe, 1300-1800", *European Review of Economic History*, 4, 1-26.
- Allen, R.C. (2001), "The Great Divergence in European Wages and Prices from the Middle Ages to the First World War", *Explorations in Economic History*, 38, 411-447.
- Allen, R.C., Bassino, J.-P., Ma, D., van Zanden, J.L. and Moll-Murata, C. (2010), "Wages, Prices, and Living Standards in China, 1738-1925: In Comparison with Europe, Japan and India", *Economic History Review*, (forthcoming).
- Álvarez-Nogal, C. and Prados de la Escosura, L. (2009), "*The Rise and Fall of Spain, 800-1850*", *Universidad Carlos III, Madrid*.
- Arrow, K.J. (1962), "The Economic Implications of Learning by Doing", *Review of Economic Studies*, 29, 155-173.
- Arthur, W.B. (1989), "Competing Technologies, Increasing Returns, and Lock-in by Historical Events", *Economic Journal*, 119, 116-131.
- Berg, Maxine (2002), "From Imitation to Invention: Creating Commodities in Eighteenth-Century Britain", *Economic History Review*, 55, 1-30.
- Blomme, J. and van der Wee, H. (1994), "The Belgian Economy in a Long-Term Historical Perspective: Economic Development in Flanders and Brabant, 1500-1812", in Maddison, A. and van der Wee, H. (eds.), *Economic Growth and Structural Change: Comparative Approaches over the Long Run*, Milan: International Economic History Congress, 77-96.
- Braudel, F.P. and Spooner, F. (1967), "Prices in Europe from 1450 to 1750", in Rich, E.E. and Wilson, C.H. (eds.), *The Cambridge Economic History of Europe, Vol. IV: The Economy of Expanding Europe in the Sixteenth and Seventeenth Centuries*, Cambridge: Cambridge University Press, 374-486.
- Brenner, R. (1982), "The Agrarian Roots of European Capitalism", *Past and Present*, 97, 16-113.

- Britnell, R.H. and Campbell, B.M.S. (eds.) (1995), *A Commercialising Economy: England 1086 to c.1300*, Manchester: Manchester University Press.
- Broadberry, S.N., Campbell, B., Klein, A., Overton, M. and van Leeuwen, B. (2010), "British Economic Growth, 1270-1870", University of Warwick, <http://www2.warwick.ac.uk/fac/soc/economics/staff/faculty/broadberry/wp/>.
- Broadberry, S.N. and Gupta, B. (2006), "The Early Modern Great Divergence: Wages, Prices and Economic Development in Europe and Asia, 1500-1800", *Economic History Review*, 59, 2-31.
- Broadberry, S.N. and Gupta, B. (2009), "Lancashire, India and Shifting Competitive Advantage in Cotton Textiles, 1700-1850: The Neglected Role of Factor Prices", *Economic History Review*, 62, 279-305.
- Broadberry, S.N. and van Leeuwen, B. (2010), "The Sectoral Distribution of Output and the Labour Force in Britain, 1300-1870", University of Warwick.
- Buyst, E. (2009), "Estimates of Economic Growth in the Southern Low Countries/Belgium, c.1770-1846", Centre for Economic Studies, Katholieke Universiteit Leuven.
- Brown, J.C. and Guinnane, T.W. (2007), "Regions and Time in the European Fertility Transition: Problems in the Princeton Project's Statistical Methodology", *Economic History Review*, 60, 574-595.
- Carlin, W. and Soskice, D. (2006), *Macroeconomics: Imperfections, Institutions and Policies*, Oxford: Oxford University Press.
- Coale, A. and Watkins, S.C. (eds.)(1986), *The Decline of Fertility in Europe*, Princeton: Princeton University Press.
- Cole, A.H. and Crandall, R. (1964), "The International Scientific Committee on Price History", *Journal of Economic History*, 24, 381-388.
- Clark, G. (2005), "The Condition of the Working Class in England, 1209 to 2004", *Journal of Political Economy*, 113, 1307-1340.
- Clark, G. (2007), *A Farewell to Alms: A Brief Economic History of the World*, Princeton: Princeton University Press.
- Clark, G. and Hamilton, G. (2006), "Survival of the Richest: The Malthusian Method in England, 1585-1638", *Journal of Economic History*, 66, 707-736.
- Crafts, N.F.R. (1977), "Industrial Revolution in Britain and France: Some Thoughts on the Question 'Why was England First?'" , *Economic History Review*, 30, 429-441.
- Crafts, N.F.R. (1985), *British Economic Growth during the Industrial Revolution*, Oxford: Clarendon Press.

- Crafts, N.F.R. and Mills, T.C. (2009), "From Malthus to Solow: How did the Malthusian Economy really Evolve?", *Journal of Macroeconomics*, 31, 68-93.
- David, P.A. (1985), "Clio and the Economics of QWERTY", *American Economic Review, Papers and Proceedings*, 75, 332-337.
- Deane, P. and Cole, W.A. (1967), *British Economic Growth, 1688-1959: Trends and Structure*, 2<sup>nd</sup> edition, Cambridge: Cambridge University Press.
- Dutton, H.I. (1984), *The Patent System and Inventive Activity During the Industrial Revolution, 1750-1852*, Manchester: Manchester University Press.
- Ellison, T. [1886] (1968), *The Cotton Trade of Great Britain*, New York: Kelley.
- Frank, A.G. (1998), *ReOrient: The Silver Age in Asia and the World Economy*, Berkeley: University of California Press.
- Galor, O. (2005), "From Stagnation to Growth: Unified Growth Theory", in Aghion, P. and Durlauf, S.N. (ed.), *Handbook of Economic Growth, Volume 1A*, Amsterdam: Elsevier, 171-285.
- Galor, O. and Moav, O. (2002), "Natural Selection and the Origin of Economic Growth", *Quarterly Journal of Economics*, 117, 1133-1192.
- Galor, O. and Mountford, A. (2006), "Trade and the Great Divergence: The Family Connection", *American Economic Review*, 96, 229-233.
- Galor, O. and Weil, D.N. (2000), "Population, Technology and Growth: From the Malthusian Regime to the Demographic Transition", *American Economic Review*, 90, 806-828.
- Greif, A. (1994), "Cultural Beliefs and the Organization of Society: A Historical and Theoretical Reflection on Collectivist and Individualist Societies", *Journal of Political Economy*, 102, 912-950.
- Greif, A. (2000), "The Fundamental Problem of Exchange: A Research Agenda in Historical Institutional Analysis", *European Review of Economic History*, 4, 251-284.
- Greif, A. (2006), *Institutions and the Path to a Modern Economy: Lessons from Medieval Trade*, Cambridge: Cambridge University Press.
- Hajnal, J. (1965), "European Marriage Patterns in Perspective", in Glass, D.V. and Eversley, D.E.C. (eds.), *Population in History: Essays in Historical Demography*, London: Edward Arnold, 101-143.
- Hansen, G.D. and Prescott, E.C. (2002), "Malthus to Solow", *American Economic Review*, 92, 1205-1217.

- Hatcher, J. (1977), *Plague, Population and the English Economy, 1348-1530*, London: Macmillan.
- Herlihy, D. (1997), *The Black Death and the Transformation of the West*, Cambridge, MA: Harvard University Press.
- Houston, R.A. (1982), "The Development of Literacy: Northern England, 1640-1750", *Economic History Review*, 35, 199-216.
- Inikori, J.E. (2002), *Africans and the Industrial Revolution in England: A Study in International Trade and Economic Development*, Cambridge: Cambridge University Press.
- Jones, C.I. (1995), "R&D-Based Models of Economic Growth", *Journal of Political Economy*, 103, 759-784.
- Jones, C.I. (2001), "Was an Industrial Revolution Inevitable? Economic Growth Over the Very Long Run", *Advances in Macroeconomics*, 1 (2), 1-43, Berkeley Electronic Press.
- Kindleberger, C.P. (1996), *World Economic Primacy, 1500-1990*, Oxford: Oxford University Press.
- Krantz, O. (2004), "An Estimate of Swedish GDP in 1571", in Heikkinen, S. and van Zanden, J.L. (eds.), *Exploring Economic Growth: Essays in Measurement and Analysis*, Amsterdam: Aksant, 105-130.
- Krantz, O. and Schön, L. (2007), "Swedish Historical National Accounts, 1800-2000", Lund University Macroeconomic and Demographic Database, <http://www.ehl.lu.se/database/LU-MADD/National%20Accounts/default.htm>.
- Lane, F.C. (1966), *Venice and History: Collected Papers*, Baltimore: Johns Hopkins Press.
- MacLeod, C. (1988), *Inventing the Industrial Revolution: The English Patent System, 1660-1800*, Cambridge: Cambridge University Press.
- Maddison, A. (2001), *The World Economy: A Millennial Perspective*, Paris: OECD.
- Malanima, P. (2009a), *Pre-Modern European Economy: One Thousand Years (10<sup>th</sup> - 19<sup>th</sup> Centuries)*, Leiden: Brill.
- Malanima, P. (2009b), "Italian GDP, 1300-1913", Institute of Studies on Mediterranean Societies (ISSM), Italian National Research Council (CNR).
- Mendels, E. (1972), "Proto-industrialisation: The First Phase of the Industrialisation Process?", *Journal of Economic History*, 32, 241-261.

- Mokyr, J. (2005), “Long-Term Economic Growth and the History of Technology”, in Aghion, P. and Durlauf, S.N. (ed.), *Handbook of Economic Growth, Volume 1B*, Amsterdam: Elsevier, 1113-1180.
- Mokyr, J. (2008), “The Institutional Origins of the Industrial Revolution”, in Helpman, E. (ed.), *Institutions and Economic Performance*, Cambridge, MA: Harvard University Press, 64-119.
- de Moor, T. and van Zanden, J.L. (2010), “Girl Power: The European Marriage Pattern and Labour Markets in the North Sea Region in the Late Medieval and Early Modern Period”, *Economic History Review*, 63, 1-33.
- Mueller, R.C. (1997), *The Venetian Money Market: Banks, Panics and the Public Debt, 1200-1500*, Baltimore: Johns Hopkins Press.
- Neal, L. (1990), *The Rise of Financial Capitalism: International Capital Markets in the Age of Reason*, Cambridge: Cambridge University Press.
- Nicolini, E.A. (2007), “Was Malthus Right? A VAR Analysis of Economic and Demographic Interactions in Pre-Industrial England”, *European Review of Economic History*, 11, 99-121.
- North, D.C. (1990), *Institutions, Institutional Change and Economic Performance*, Cambridge: Cambridge University Press.
- North, D.C. and Weingast, B.R. (1989), “Constitutions and Commitment: The Evolution of Institutions Governing Public Choice in Seventeenth-Century England”, *Journal of Economic History*, 49, 803-832.
- O’Brien, P.K., Griffiths, T. and Hunt, P. (1991), “Political Components of the Industrial Revolution: Parliament and the English Cotton Textile Industry, 1660-1774”, *Economic History Review*, 44, 395-423.
- O’Brien, P.K. and Keyder, C. (1978), *Economic Growth in Britain and France, 1780-1914: Two Paths to the Twentieth Century*, London: Allen and Unwin.
- Pamuk, S. (2007), “The Black Death and the Origins of the ‘Great Divergence’ across Europe, 1300-1600”, *European Review of Economic History*, 11, 289-317.
- Parthasarathi, P. (1998), “Rethinking Wages and Competitiveness in the Eighteenth Century: Britain and South India”, *Past and Present*, 158, 79-109.
- Pfister, U. (2009), “German Economic Growth, 1500-1850”, Historisches Seminar, Westfälische Wilhelms-Universität Münster.
- Phelps Brown, H. and Hopkins, S.V. (1981), *A Perspective of Wages and Prices*, London: Methuen.
- Pomeranz, K. (2000), *The Great Divergence: China, Europe, and the Making of the Modern World Economy*, Princeton, NJ: Princeton University Press.

- Reis, J. (2005), "Economic Growth, Human Capital Formation and Consumption in Western Europe before 1800", in Allen, R.C., Bengtsson, T. and Dribe, M. (eds.), *Living Standards in the Past: New Perspectives on Well-Being in Asia and Europe*, Oxford: Oxford University Press, 195-205.
- Schofield, R.S. (1973), "Dimensions of Illiteracy, 1750-1850", *Explorations in Economic History*, 10, 437-454.
- Schumpeter, J.A. (1954), *History of Economic Analysis*, New York: Oxford University Press.
- Sullivan, R.J. (1989), "England's 'Age of Invention': The Acceleration of Patents and patentable Invention during the Industrial Revolution", *Explorations in Economic History*, 26, 424-452.
- Twomey, Michael J. (1983), "Employment in Nineteenth Century Indian Textiles", *Explorations in Economic History*, 20, 37-57.
- Voigtländer, N. and Voth, H.-J. (2006), "Why England? Demographic Factors, Structural Change and Physical Capital Accumulation During the Industrial Revolution", *Journal of Economic Growth*, 11, 319-361.
- Voigtländer, N. and Voth, H.-J. (2010), "How the West 'Invented' Fertility Restriction", UPF Barcelona.
- de Vries, J. and van der Woude, A. (1997), *The First Modern Economy: Success, Failure and Perseverance of the Dutch Economy, 1500-1815*, Cambridge: Cambridge University Press.
- Wrigley, E.A., Davies, R.S., Oeppen, J.E. and Schofield, R.S. (1997), *English Population History from Family Reconstitution, 1580-1837*, Cambridge: Cambridge University Press.
- van Zanden, J.L. (1999), "Wages and the Standard of Living in Europe, 1500-1800", *European Review of Economic History*, 3, 175-97.
- van Zanden, J.L. and van Leeuwen, B. (2010), "The Origins of 'Modern Economic Growth'? Holland between 1347 and 1807", Utrecht University.