



WARWICK

ECONOMICS

CRETA

Centre for Research in Economic Theory and its Applications

Discussion Paper Series

**Extreme Idealism and Equilibrium in the
Hotelling-Downs Model of Political Competition**

David Ronayne

Original version April 2016
Revised Version 7th September
2017

No: 21

CRETA

Centre for Research in Economic Theory and its Applications

Department of Economics
University of Warwick, Coventry,
CV4 7AL, United Kingdom

warwick.ac.uk/fac/soc/economics/research/centres/creta/papers

Extreme Idealism and Equilibrium in the Hotelling-Downs Model of Political Competition

David Ronayne^a

First version: 14 April 2016

This version: 7 September 2017

Abstract

In the classic Hotelling-Downs model of political competition there is (almost always) no pure strategy equilibrium with three or more strategic candidates where the distribution of voters' preferred policies are single-peaked. I study the effect of introducing two *idealist* candidates to the model who are non-strategic (i.e., fixed to their policy platform), while allowing for an unlimited number of strategic candidates. Doing so, I show that equilibrium is restored for a non-degenerate set of single-peaked distributions. In addition, equilibria have the following features: (i) the left-most and right-most candidates (i.e., extremists) are idealists; (ii) strategic candidates never share their policy platforms, which instead are spread out across the policy space; (iii) if more than one strategic candidate enters, the distribution of voter preferences must be asymmetric. I also show that equilibria can accommodate idealist fringes of candidates toward the extremes of the political spectrum.

(JEL: C72; D72)

Keywords: Hotelling-Downs; political competition; equilibrium existence; idealism

^aUniversity of Oxford, Department of Economics and Nuffield College, 1 New Road, Oxford OX1 1NF, United Kingdom; email: david.ronayne@economics.ox.ac.uk. I thank Dan Bernhardt, Peter Buisseret, Meg Meyer, Martin Osborne, Dan Quigley and Rob Schub for helpful discussion and comments. Supporting MATLAB files that generate Figures 1-3 are available on my website.

1 Introduction

The Hotelling-Downs model of political competition is the workhorse of political scientists and political economists. A classical result is that candidates' incentives to maximize their vote share will lead them to converge on the median voter's preferred platform in the unique equilibrium with $N = 2$ candidates. In the model, strategic candidates do not choose extreme positions because it would render them unelectable. Furthermore, Osborne (1993) shows that in general when $N > 2$, equilibria do not exist. However, many political races feature multiple candidates with distinct policy positions i.e., there often exist distinct, extreme (left-most and right-most) candidates. In many countries, candidates near the ends of the political spectrum exist and run in elections, even when it is unlikely they will win. Even when one considers more mainstream parties, recent research suggests that the presence of extreme candidates within them may be "*due in significant part to candidates' own convictions*" (Bartels, 2016). Using US data, Bartels shows a surprising lack of responsiveness of candidates' positioning to the views of swing voters.¹ Rather than rejecting the workhorse model, in this article I investigate the impact of introducing such idealist candidates into the baseline framework. Specifically, I suppose that in addition to the usual strategic candidates, there are two idealist candidates, who are fixed to their policy platforms. My first result establishes that for equilibria to exist (within the class of single-peaked distributions), these idealists must indeed be extremists i.e., occupy left-most and right-most positions.

Osborne (1993) shows the negative result that the workhorse model, allowing for endogenous entry with $N > 2$ strategic candidates who maximize their plurality, fails to admit an equilibrium in pure strategies for all single-peaked distributions of voter ideal points except for some pathological cases. These cases constitute a degenerate class of distributions including the uniform, which significantly weakened the results of previous studies that employed such distributions e.g., Cox (1987, Theorem 2). In this article, I show that the introduction of idealist candidates restores the existence of pure strategy equilibria for a non-degenerate set of

¹He also shows that the data are not consistent with the hypothesis that candidate positions are a compromise between the locations of the relevant party's base and swing voters because candidates' positions tend to be even more extreme than the base.

single-peaked distributions, and provide a characterization thereof.² Moreover, this is done in a setting where the number of potential entrants is unlimited, i.e., $N = \infty$.

Platform-sharing is not an attractive prediction for empiricists. The second result I present says that in almost any equilibrium, it must be that there is exactly one strategic candidate at any occupied policy platform. Combined with the fact that strategic candidates who enter tie, this implies that their positions are spaced evenly throughout the distribution of voter preferences. This *maximal* differentiation of candidate positions in equilibrium shows that in this setup, the prediction of platform-sharing is strongly rejected.

For symmetric distributions of voter ideal points I find a unique equilibrium in which one strategic candidate enters and wins the election outright, when the idealists are not too extreme or too moderate relative to the distribution of voter preferences. I then show that if an equilibrium features multiple strategic entrants then the distribution of voter ideal points is asymmetric, but that the converse is not true. I provide a characterization for equilibria under asymmetric single-peaked distributions. I also give examples of equilibria for various symmetric and asymmetric distributions. The main analysis is done with two idealist candidates. In the final section, I illustrate that equilibria are robust under the more general assumption that both ends of the political spectrum are populated with multiple idealist candidates, or ‘idealist fringes’.

The paper proceeds as follows: Section 2 reviews some relevant literature; Section 3 presents the model; Section 4 provides and discusses the main results; Section 5 introduces idealist fringes; Section 6 concludes.

2 Literature

Other researchers have also proposed variations of the canonical model in which a pure strategy equilibrium obtains when $N > 2$.³ Palfrey (1984) studies $N = 3$ and shows that two parties locate at distinct locations to keep an entrant at bay, although the analysis quickly becomes intractable for higher N (see his Remark 1). Osborne (1993) defines a dynamic version of the model, and offers results for $N = 3$ (and partial results for $N = 4, 5$) showing, among

²I study pure equilibria in this article and hereon refer to these simply as ‘equilibria’.

³For a survey of results under $N = 2$, see Grofman (2004).

other findings, that there is always an equilibrium in which $N - 2$ candidates enter and locate at the median. Xefteris (2016) shows that when one allows for each voter to cast $k \geq 2$ votes each instead of just $k = 1$, then equilibrium exists for a non-degenerate class of distributions where there are at least $k + 1$ candidates at every location. In contrast, I offer results in a plurality voting system (common to many countries e.g., United States, Canada, India and United Kingdom) where the number of potential strategic candidates, who may choose whether to enter in equilibrium, is unlimited i.e., $N = \infty$.

My model assumes the existence of idealistic candidates, not specifying the origin of their conviction.⁴ One approach that shares the feature that candidates are fixed to their platforms envisages candidates as members of the electorate who are assumed to be committed to imposing their own ideological stance, termed ‘citizen-candidates’ (Besley and Coate, 1997; Osborne and Slivinski, 1996). These approaches are undoubtedly deeper than the analysis in the baseline Hotelling-Downs model through their endogenization of the origin of candidates. Also related is the differentiated candidates framework of Krasa and Polborn (2012, 2014) which also allows for a multi-dimensional policy space but assumes the positions of two candidates are fixed in some dimensions, while flexible in others. In contrast, the model of this article sticks closely to the canonical framework which in turn implies a reduction in richness. However, my model does manage the coexistence of both ideological candidates (who stick to their positions) and strategic candidates (who could be interpreted as career politicians, with the sole desire to gain office). The model also offers features that meet with some basic observations concerning elections e.g., platform differentiation, multiple candidates, asymmetric voter-preference distributions.

3 Model

The model setup stays close to the canonical Hotelling-Downs model, generalizing it by allowing for endogenous entry, an unlimited number of candidates, and a reasonable objective function for strategic candidates as in Osborne (1993). The policy space is represented by some interval $X \subseteq \mathbb{R}$. The ideal policies of voters are spread out along X by an atomless distribution

⁴This also mirrors the agnosticism of Bartels (2016) as to the cause of candidates’ convictions.

function F which is assumed continuous, guaranteeing it has a density, f , which may be asymmetric. Voters are assumed to be sincere and to have symmetric preferences around their ideal points, meaning that they vote for the candidate positioned closest to that point. If there are multiple candidates at a position, each of these candidates receives an equal share of the votes from the voters for whom that position is closest. There is an unlimited number of *strategic* candidates (i.e., $N = \infty$) and two *idealist* candidates. Idealist candidates always enter and occupy positions denoted $z_1, z_2 \in X$ where $z_1 < z_2$.⁵ Strategic candidates each have the action set $X \cup \{\text{out}\}$ i.e., they either enter and choose a policy platform denoted x_i , or they choose not to enter the race. The number of strategic candidates choosing to enter the race is denoted n and the vector of positions chosen, x . Candidates who do not enter are referred to as *inactive*. The functions $v_i : X^n \rightarrow [0, 1]$ denote the share of votes obtained by each candidate i given a vector of positions x .

Strategic candidates maximize their plurality i.e., their margin of victory. Their preferences are represented by the following utility function:

$$u_i(x) = v_i(x) - \max_{l \neq i} \{v_l(x)\}$$

An oft-used objective function for candidates is that of vote maximization. However, vote maximization is not a reasonable objective function for candidates when $N > 2$, as it is incompatible with preferences in which winning an election is preferred to losing it (Osborne, 1995, p.280). To illustrate, I offer the following example: $X = [0, 1]$, f uniform and position vector $x_A = (0, 0.5, 0.8)$ which gives $v_1(x_A) = 0.25$, $v_2(x_A) = 0.4$, $v_3(x_A) = 0.35$ and a victory for candidate 2. Now consider $x_B = (0, 0.2, 0.8)$ i.e., candidate 2 moves left, which gives $v_1(x_B) = 0.1$, $v_2(x_B) = 0.4$, $v_3(x_B) = 0.5$ and a victory for candidate 3. Under vote-maximization, candidate 2 should be indifferent between x_A and x_B yet wins the election under x_A and loses under x_B . Plurality maximization does not suffer this criticism, saying that candidates prefer to: (1) win (or tie for the win) than to lose; (2) stay out than lose; and (3) win outright by wider margins. In addition, it is assumed that candidates prefer to win (outright or tie) than $\{\text{out}\}$, but prefer $\{\text{out}\}$ to entering and losing.

⁵Although z_1 and z_2 refer to locations, sometimes I also call the idealists z_1 and z_2 .

There are $r + 1 \leq n + 2$ occupied positions denoted y_0, \dots, y_r indexed without loss of generality such that $y_0 < \dots < y_r$. The midpoint of two locations y_j and y_{j+1} is denoted $m_j = \frac{1}{2}(y_j + y_{j+1})$. The total number of candidates located at y_j is denoted k_j (regardless of whether the candidate(s) are idealistic or strategic). The *constituency* of a position y_j is the share of voters that vote for one of the candidates at y_j . The *left (right) constituency* of y_j denotes the mass of voters voting for a candidate at y_j who have ideal points to the left (right) of y_j , denoted L_j, R_j i.e., $L_j = F(y_j) - F(m_{j-1})$ and $R_j = F(m_j) - F(y_j)$ for $j = 0, \dots, r$ where $F(m_{-1}) \equiv 0$ and $F(m_r) \equiv 1$.

4 Results

I first present necessary conditions for an equilibrium to exist for almost any single-peaked density f . These include the results that idealists must be the extreme candidates and that platforms are not shared (Propositions 1 and 2). I then add sufficient conditions in order to characterize equilibria for symmetric and asymmetric single-peaked distributions (Propositions 3 and 4). Proofs and intermediate Lemmas are relegated to the Appendix.

Proposition 1 (Extreme idealism). *For almost any single-peaked f : $y_0 = z_1$, $y_r = z_2$ and $k_0 = k_r = 1$ in equilibrium.*

Proposition 1 reveals that the left-most and right-most (i.e., extreme) positions must be occupied by idealists for an equilibrium to exist for almost any single-peaked f . In analysis with only strategic candidates, it must be that $k_0 = k_r = 2$ and therefore that $L_0 = R_0$ and $L_r = R_r$ (Lemma A1, b and c) which are so restrictive that they preclude equilibrium in all but very special cases of F (Osborne, 1993). In contrast, when extreme positions are occupied by candidates who are void of strategic concerns these requirements do not arise. This gives rise to Proposition 1: in any equilibrium, extremists must be idealists.

Proposition 2 (No platform sharing). *For almost any single-peaked f , $k_j = 1$ for all j when $n \geq 2$ in equilibrium.*

Proposition 1 dealt with the extreme locations. Proposition 2 deals with the intermediate positions and shows that these also cannot generally hold two strategic candidates in equilib-

rium. Due to the endogenous entry decision all strategic candidates who enter, tie in equilibrium (Lemma A1, d). Together with Proposition 2 this implies that a necessary condition of equilibrium is that the strategic candidates are spaced evenly throughout the distribution of voter preferences. In contrast, the hypothesis of convergence stipulates that candidates are incentivized to converge upon shared locations. The separation of candidates' equilibrium positions here shows this can fail, irrespective of the number of strategic entrants.

The results of Propositions 1 and 2 lay the groundwork for the equilibrium characterizations. Proposition 3 provides the conditions for which there is a unique equilibrium for symmetric single-peaked distributions of voter ideal points.

Proposition 3 (Symmetric distributions). *For almost any symmetric, single-peaked f , there is a unique equilibrium where $n = 1$ strategic candidate enters at location y_1 , where y_1 solves (1):*

$$(1) \quad F(m_0) = 1 - F(m_1)$$

where $m_0 = \frac{1}{2}(z_1 + y_1)$ and $m_1 = \frac{1}{2}(y_1 + z_2)$, whenever the positions of the idealists (z_1, z_2) satisfy (2) and (3):

$$(2) \text{ not too moderate: } m_0 < F^{-1}\left(\frac{1}{3}\right) \iff m_1 > F^{-1}\left(\frac{2}{3}\right)$$

$$(3) \text{ not too extreme: if } z_1 \text{ is closer to the maximizer of } f \text{ than } z_2, F(y_1) \geq 1 - 2F(m_0) \\ \text{if } z_2 \text{ is closer to the maximizer of } f \text{ than } z_1, F(y_1) \leq 2F(m_0)$$

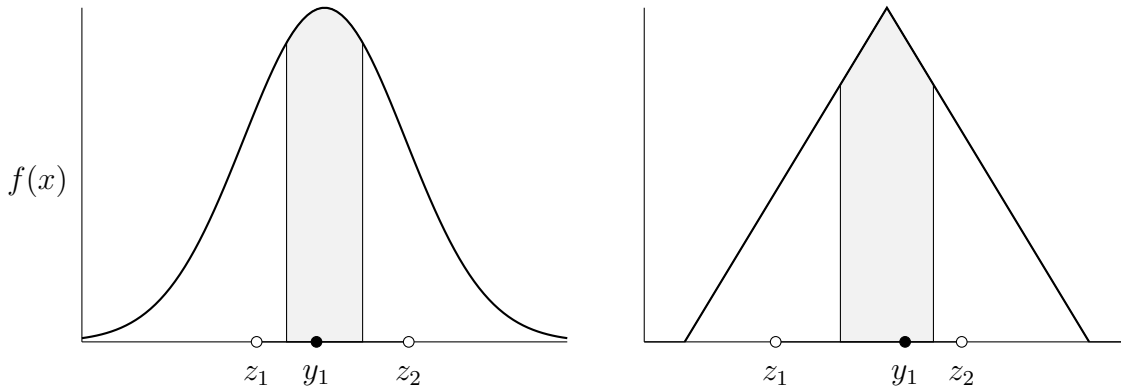
Except for single-peakedness, the conditions of Proposition 3 deliver equilibrium existence without other restrictions on the shape of f . Condition (1) is implied by the requirement that the idealists' vote-shares must be equal in equilibrium (Lemma A6: if not, then due to symmetry the strategic candidate could profitably deviate by moving slightly towards the idealist with the higher vote share). Conditions (2)-(3) balance the centripetal and centrifugal forces present in the model, that relative to the distribution of voter preferences the idealists cannot be too moderate or too extreme. They cannot be too moderate because a strategic candidate must win (specifically, their constituencies must be clear of the central third of F). They cannot be too extreme else there is room for an entrant to deviate in and win. I now illustrate the characterization with two examples, depicted in Figure 1.⁶

⁶Supporting MATLAB files on my website can be used to replicate the examples shown throughout this article.

Example 1: Let F be the standard Normal Distribution and the idealists be located at percentiles 20 and 85: $(z_1, z_2) = (F^{-1}(0.20), F^{-1}(0.85)) = (-0.84, 1.04)$. Condition (1) then gives $y_1 = -0.10$. The remaining conditions are also satisfied: (2) becomes $m_0 = -0.47 < -0.43 = F^{-1}(\frac{1}{3})$ and the first statement of (3) becomes $F(y_1) = 0.46 \geq 0.36 = 1 - 2F(m_0)$. The left panel of Figure 1 shows this equilibrium.

Example 2: Let F be the triangular distribution with the density $f(x) = 1 - |x|$ for $x \in [-1, 1]$ and the idealists be located at percentiles 10 and 80: $(z_1, z_2) = (F^{-1}(0.1), F^{-1}(0.8)) = (-0.55, 0.37)$. Condition (1) then gives $y_1 = 0.09$. The remaining conditions are also satisfied: (2) becomes $m_0 = -0.30 < -0.18 = F^{-1}(\frac{1}{3})$ and the second statement of (3) becomes $F(y_1) = 0.73 \geq 0.51 = 1 - 2F(m_0)$. The right panel of Figure 1 shows this equilibrium.

Figure 1: Equilibrium for symmetric single-peaked distributions



Left panel: Differentiable f with unbounded support (Standard Normal); idealists at percentiles 20 and 85. One strategic candidate enters at y_1 which is percentile 46, and obtains a vote share of 0.36. The idealists' vote shares are both 0.32.

Right panel: Non-differentiable f with bounded support (triangular distribution); idealists at percentiles 10 and 80. One strategic candidate enters at y_1 which is percentile 59, and obtains a vote share of 0.41. The idealists' vote shares are both 0.30.

Hollow (filled) circles represent the location of idealist (strategic) candidates. Shaded (unshaded) areas are the constituencies of the winning (losing) candidate.

A feature of Proposition 3 is that with symmetric single-peaked densities, only one strategic candidate enters in equilibrium. In Corollary 1, I show that this feature is not special to symmetry per se: it will hold in equilibrium for almost any single-peaked distribution where the mode (Mo) equals the median (Md).

Corollary 1. For almost any single-peaked f where $Mo(f) = Md(f)$, $n = 1$.

To understand the result, suppose instead that $n > 1$. This implies that exactly one idealist loses (Lemma A4). Further, there cannot be more than one strategic candidate with any of their constituency on the same side of the mode as the losing idealist (else the candidate closest to the losing idealist could profitably deviate by moving slightly towards the mode). There is then be at least one strategic candidate with their whole constituency on the same side of the mode as the idealist who ties for the win. However, for these candidates to win, there must be more than half of the probability density on that side of the mode, contradicting $Mo(f) = Md(f)$.

I now characterize equilibria where $n > 1$ strategic candidates enter. By Corollary 1 we know that distributions of voter preferences that support such equilibria are such that $Mo(f) \neq Md(f)$, and hence are asymmetric. Furthermore, the simple fact of whether the median or the mode of f is greater will play a role in determining equilibria. Proposition 4 provides conditions for an equilibrium to exist for asymmetric single-peaked distributions of voter preferences where $Mo(f) \neq Md(f)$. Figure 2 gives two examples.

Proposition 4 (Asymmetric distributions). *For almost any asymmetric, single-peaked f satisfying (4) - (6) where $Mo(f) \neq Md(f)$, there is an equilibrium with $n > 1$ strategic candidates where locations and vote-shares are given by Lemma A7.*

<i>If $Mo(f) < Md(f)$</i>	<i>If $Mo(f) > Md(f)$</i>
(4) $f(m_0) \in [f(m_1), 2f(m_1)]$	$f(m_n) \in [f(m_{n-1}), 2f(m_{n-1})]$
(5) $f(m_{j-1}) \leq 2f(m_j) \quad j = 2, \dots, n$	$f(m_j) \leq 2f(m_{j-1}) \quad j = 1, \dots, n - 1$
(6) $f(m_0) \leq \max\{f(y_1), f(z_1)\}$	$f(m_n) \leq \max\{f(y_n), f(z_2)\}$

Compared to the symmetric case, there are more equilibrium conditions when $n > 1$. Lemma A7 provides conditions (A6) and (A9) which are analogous to condition (2) of Proposition 3 which say the losing idealist must be extreme enough to lose. The Lemma also provides the exact equilibrium location of strategic candidates (conditions A4, A5, A7, A8) which as Proposition 2 revealed, are spaced out evenly through the distribution of voter ideal points. Specifically, the locations of the idealist candidates pin down the vote share, s^* , enjoyed by each of the strategic candidates in equilibrium. The strategic candidates' locations are then determined by a 'spacing procedure' (detailed in precisely in Lemma A5). To illustrate, suppose

that z_1 ties for the win (which is the case if $\text{Mo}(f) < \text{Md}(f)$); then place the first strategic candidate at y_1 , such that z_1 has a vote share of s^* ; then place the second strategic candidate at y_2 , such that the candidate at y_1 has a vote share of s^* , and so on; the losing idealist, in this case z_2 , will then be left with the residual vote share of $1 - s(n + 1)$.

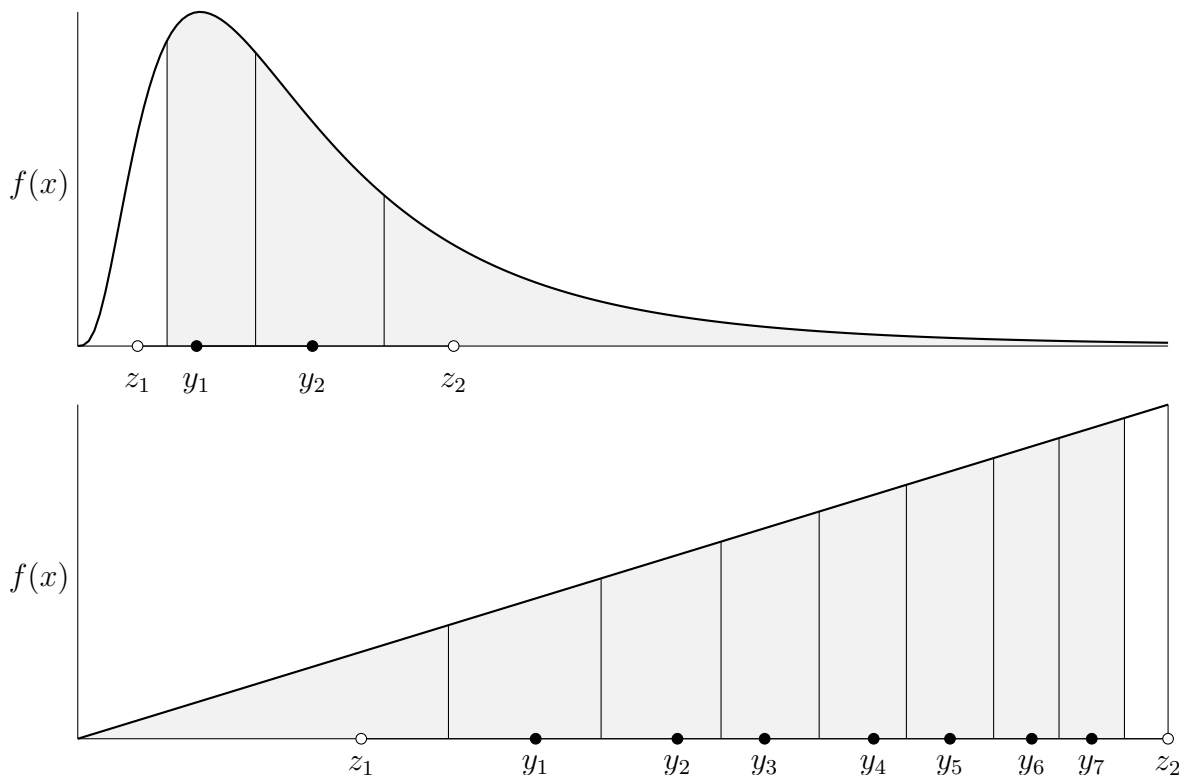
For equilibria with $n > 1$, there are also conditions concerning the shape of f , given by (4)-(6). The requirement of (4) and (5) that $f(m_{j-1}) \leq 2f(m_j)$ for $j = 1, \dots, n$ is driven by the fact that strategic candidates are plurality maximizers. To see this, consider the candidate at y_2 in the top panel of Figure 2, and a deviation slightly to the left. This reduces the vote share of the candidate at y_1 , but raises that of z_2 . The marginal gain in plurality is $f(m_1)$, but the marginal loss is $2f(m_2)$: $f(m_2)$ for the loss in vote share and another $f(m_2)$ for the gain in vote share of z_2 . Therefore, if $f(m_1) > 2f(m_2)$ there would be such a deviation. Condition (6) requires that the density of the midpoint between the losing extremist and their neighboring strategic candidate not be higher than the density of both of those candidate's locations. The condition precludes the possibility that there could be a profitable deviation for an inactive candidate to enter. All conditions are met by the examples in Figure 2 which are therefore equilibria with asymmetric, single-peaked distributions of voter preferences.

5 Idealist fringes

The preceding analysis assumed the existence of two idealist candidates which kept the analysis more tractable. However, the model can be extended beyond the two-idealist set-up. Here, I show equilibria can accommodate multiple idealist candidates at the extremes of the political spectrum, which I term 'idealist fringes'. Their introduction requires minor re-workings of the equilibrium conditions derived previously. In Figure 3 I augment examples from Figures 1-2 to incorporate idealist fringes.

Here, I contrast the equilibria shown in Figure 3 relative to the corresponding panels of Figures 1-2. In the symmetric example where f is the Standard Normal, the equilibrium location of strategic candidate y_1 is such that the adjacent idealists z_1 and z_2 tie for second place. This is the analog of condition (1) of Proposition 3 and similarly it ensures the strategic candidate does not want to deviate within their constituency. Proposition 3's conditions (2) and (3) are also

Figure 2: Equilibrium for asymmetric single-peaked distributions with $n > 1$ strategic candidates



Top panel: f is the Log-Normal distribution $\ln \mathcal{N}(0, 0.5)$; idealists at percentiles 5 and 80. Two strategic candidates enter at y_1 and y_2 which are percentiles 23 and 58 respectively, and both obtain a vote share of 0.29. The idealists z_1 and z_2 obtain vote shares 0.13 and 0.29 respectively.

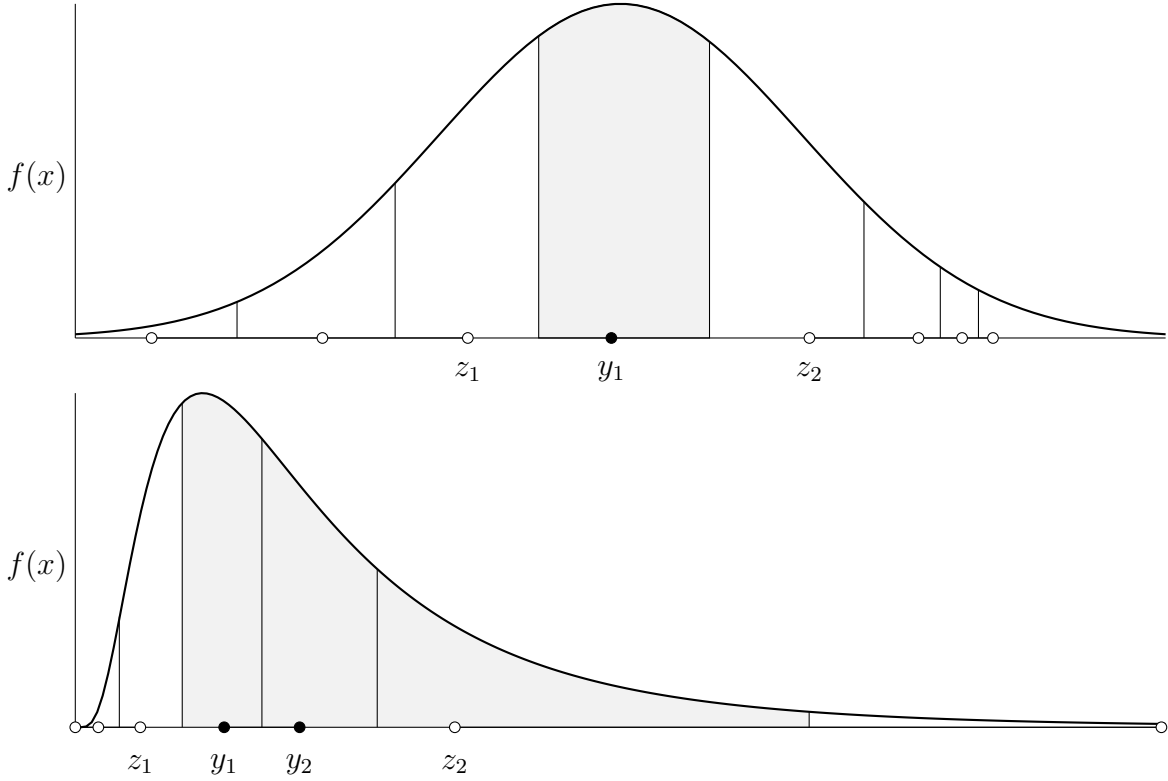
Bottom panel: f is the Linear distribution; idealists at percentiles 7 and 100. Seven strategic candidates enter at y_1, \dots, y_7 which respectively are percentiles (17, 30, 40, 53, 63, 77, 86), and all obtain a vote share of 0.116. The idealists z_1 and z_2 obtain vote shares 0.116 and 0.07 respectively.

Hollow (filled) circles represent the location of idealist (strategic) candidates. Shaded (unshaded) areas are the constituencies of the winning (losing) candidates.

reflected respectively by the facts that the idealists are located such that the strategic candidate wins and that inactive strategic candidates prefer not to enter. Introducing any additional number of idealist candidates to the fringes such that they do not change the vote share of z_1 or z_2 will not alter the equilibrium beyond changing the vote shares of those in the fringes (e.g., the idealists shown at percentiles 0.5, 97 and 98). In the asymmetric example, the equilibrium locations of the strategic candidates is recalculated to ensure that y_1, y_2 and z_2 all tie for the win. A recalculation is necessary because the introduction of the idealist to the right of z_2 reduced z_2 's constituency. The idealists introduced to the left of z_1 have no effect on the equilibrium other than changing the vote shares of the idealists in the left fringe (e.g., the idealists shown

at percentiles 0 and 0.1). Similarly, introducing idealists to the right of the far-right idealist candidate would also have no effect on the equilibrium except altering the vote shares among the right fringe. The positions depicted also satisfy conditions (4)-(6) of Proposition 4 and so constitute an equilibrium.

Figure 3: Equilibrium with idealist fringes



Top panel: f is the Standard Normal as in the left panel of Figure 1; idealists at percentiles 0.5, 5, 20 on the left, 85, 95, 97, 98 on the right. One strategic candidate enters at y_1 which is percentile 48, and obtains a vote share of 0.36. The idealists' vote shares, from left to right respectively are (0.02, 0.09, 0.22, 0.22, 0.05, 0.01, 0.02).

Bottom panel: f is the Log-Normal distribution $\ln \mathcal{N}(0, 0.5)$ as in the top panel of Figure 2; idealists at percentiles 0, 0.1, 5 on the left, 80, 99 on the right. Two strategic candidates enter at y_1 and y_2 which are percentiles 31 and 54 respectively, and both obtain a vote share of 0.26. The idealists' vote shares, from left to right respectively are (< 0.001 , 0.01, 0.16, 0.26, 0.04).

Hollow (filled) circles represent the location of idealist (strategic) candidates. Unlabeled circles represent the idealists who were not included in the corresponding panels of Figures 1 and 2. Shaded (unshaded) areas are the constituencies of the winning (losing) candidates.

6 Conclusion

This article analyzed a variant of the canonical Hotelling-Downs model which features idealist candidates in addition to the standard strategic candidates. In doing so, I found that equi-

libria exist for a non-degenerate set of distributions of voter preferences, while allowing for an unlimited number of potential entrants. The model makes a number of predictions. Those more straight forward are that (for almost any single-peaked distribution of voter preferences): i) extreme candidates will tend to be ideologically fixed to their platform and that ii) strategic candidates locate on distinct policy platforms. Other predictions include a relationship between the mode and median of f as a determinant of the number of candidates entering in equilibrium: If there are multiple strategic candidates, the distribution of voter preferences is such that the mode and median are distinct. Conversely, if the distribution of voter preferences is symmetric, one strategic candidate will run and win. A binary comparison between mode and median cannot of course capture all the ways in which distributions can be asymmetric, but nevertheless acts as a succinct predictive measure in plurality voting systems with idealist candidates. Finally, I showed how equilibria can accommodate ‘idealist fringes’ where multiple idealistic candidates populate the extremes of the political spectrum.

References

- Bartels, Larry M, 2016, Failure to converge, *The ANNALS of the American Academy of Political and Social Science* 667(1), 143–165.
- Besley, Timothy, and Stephen Coate, 1997, An economic model of representative democracy, *Quarterly Journal of Economics* 112(1), 85–114.
- Cox, Gary W, 1987, Electoral equilibrium under alternative voting institutions, *American Journal of Political Science* 31(1), 82–108.
- Downs, Anthony, 1957, *An Economic Theory of Democracy* (Harper & Row, New York).
- Grofman, Bernard, 2004, Downs and two-party convergence, *Annual Review of Political Science* 7, 25–46.
- Hotelling, Harold, 1929, Stability in competition, *Economic Journal* 3, 41–57.
- Krasa, Stefan, and Mattias K Polborn, 2012, Political competition between differentiated candidates, *Games and Economic Behavior* 76(1), 249–271.

- 2014, Social ideology and taxes in a differentiated candidates framework, *American Economic Review* 104(1), 308–322.
- Osborne, Martin J, 1993, Candidate positioning and entry in a political competition, *Games and Economic Behavior* 5(1), 133–151.
- 1995, Spatial models of political competition under plurality rule: A survey of some explanations of the number of candidates and the positions they take, *The Canadian Journal of Economics* 28(2), 261–301.
- Osborne, Martin J, and Al Slivinski, 1996, A model of political competition with citizen-candidates, *Quarterly Journal of Economics* 111(1), 65–96.
- Palfrey, Thomas R, 1984, Spatial equilibrium with entry, *Review of Economic Studies* 51(1), 139–156.
- Xefferis, Dimitrios, 2016, Stability in electoral competition: A case for multiple votes, *Journal of Economic Theory* 161, 76–102.

Appendix

Lemma A1. *When at least one strategic type is at y_j :*

- (a) $k_j \leq 2$.
- (b) $k_j = 2$ for $j = 0, r$.
- (c) If $k_j = 2$, $L_j = R_j$.
- (d) All strategic candidates who enter, tie and win.

Proof: When all candidates at a given location are strategic, the proofs are identical to Cox (1987, Lemma 1) and Osborne (1993, Lemma 1) where all candidates are strategic (note that Cox does not have part (d) as he studies exogenous entry). In fact, so long as there is at least one strategic type at a given location, their proofs continue to hold, so I do not repeat them. ■

Lemma A2. *For almost any distribution F , not all candidates tie.*

Proof: Suppose not. Firstly, consider the case where there are two candidates at an extreme location and without loss of generality, suppose this is on the left i.e., $k_0 = 2$. By Lemma A1 (c), $y_0 = F^{-1}\left(\frac{1}{n+2}\right)$ and $m_0 = F^{-1}\left(\frac{2}{n+2}\right)$. If $k_1 = 2$, then $y_1 = F^{-1}\left(\frac{3}{n+2}\right)$ which implies $F^{-1}\left(\frac{1}{n+2}\right) + F^{-1}\left(\frac{3}{n+2}\right) = 2F^{-1}\left(\frac{2}{n+2}\right)$, which is not satisfied for almost any distribution. Continuing similarly, one shows that generically, $k_j = 1$ for all $j > 1$ (see the proof of Lemma 2 in Osborne (1993) which up to this point, I have presented an adapted version of). It must be therefore that $r = n$ and $y_r = z_2$. For all candidates to tie, $m_j = F^{-1}\left(\frac{j+2}{n+2}\right)$ for $j = 0, \dots, n-1$. Solving recursively yields $y_0 = (-1)^n z_2 + 2 \sum_{j=0}^{n-1} (-1)^j F^{-1}\left(\frac{j+2}{n+2}\right)$. However, we also required $y_0 = F^{-1}\left(\frac{1}{n+2}\right)$. These two expressions are not satisfied simultaneously for almost any distribution.

Now consider the case where there is one candidate at each extreme location $k_0 = k_r = 1$, which by Lemma A1 implies $y_0 = z_1$ and $y_r = z_2$. For all to tie, $F(m_j) = F(m_{j-1}) + s_j$ for $j = 0, \dots, r-1$ where $s_j = \frac{k_j}{n+2}$. Solving recursively yields $z_1 = (-1)^r z_2 + 2 \sum_{j=0}^{r-1} (-1)^j F^{-1}(S_j)$, where $S_j = \sum_{i=1}^j s_i$ which is not true for almost any F . ■

Proposition 1 (Extreme idealism). *For almost any single-peaked f : $y_0 = z_1$, $y_r = z_2$ and $k_0 = k_r = 1$ in equilibrium.*

Proof: Suppose not. Either $k_0 = 2$ or $k_r = 2$ by Lemma A1 (b). Without loss of generality say $k_0 = 2$, which implies $L_0 = R_0$ by Lemma A1 (c). Denote the equilibrium vote share of the winning candidates by s .

If $n = 1$ this imposes $F(z_1) = F(\frac{1}{2}(z_1 + z_2)) - F(z_1)$, which is not true for almost any F . If $n = 2$, $s \geq \frac{1}{4}$. If $s = \frac{1}{4}$, all candidates tie, which is ruled out by Lemma A2. If $s > \frac{1}{4}$, then by Lemma A1 (d), z_2 is the sole loser. It must be that the strategic candidate is located at $y_1 < z_2$: if they were located at z_2 , then they would tie with z_2 ; if they were located right of z_2 , they could profitably deviate slightly to the left. If $f(m_0) > f(m_1)$, then the candidate at y_1 can profitably deviate by moving slightly to the left (they increase their share, and decrease the shares of candidates at y_0). If $f(m_0) \leq f(m_1)$, $R_0 < L_1$ because f is single-peaked. But $L_0 = R_0 = s$, hence the candidate at y_1 must get strictly more than s votes and wins outright, a contradiction.

For $n \geq 3$ strategic candidates, $y_0 = F^{-1}(s)$ and $m_0 = F^{-1}(2s)$. If there is a strategic candidate at y_1 and $k_1 = 2$, then $y_1 = F^{-1}(3s)$ which implies $\frac{1}{2}(F^{-1}(s) + F^{-1}(3s)) = F^{-1}(2s)$, which is true for almost no distribution F . Hence $k_1 = 1$ and $m_1 = F^{-1}(3s)$. Similarly, if there is a strategic candidate at y_2 , $k_2 = 1$ for almost any F , and so on. Denote y_l as the left-most position after y_0 where there is an idealist. What I have shown so far is that for almost any F , $k_l = 1$. Now I consider two cases, both of which end in a contradiction. (Recall that by Lemma A1 (d) and Lemma A2, z_2 must lose for almost all F .)

(i) If there are no strategic candidates to the right of y_l , then for the single-peaked density f : if $f(m_{l-2}) \leq f(m_{l-1})$, then $L_1 > s$ because $R_0 = s$, which contradicts Lemma A1 (d); if $f(m_{l-2}) > f(m_{l-1})$, then the candidate at y_l has a profitable deviation slightly to the left (by increasing their own vote share and decreasing that of the winning candidates).

(ii) If there is a strategic candidate to the right of y_l , let the right-most such candidate be at y_j . If $f(m_{l-1}) \leq f(m_l)$, $L_1 > s$. If $f(m_{l-1}) > f(m_l)$, I consider two sub-cases: If $j = r$, then $k_r = 2$ and $R_r = L_r = s < R_{r-1}$. If $j < r$, then $j = r - 1$ and there is a lone idealist at y_r , in which case y_j can deviate profitably by moving slightly to the left (by increasing their own vote share and decreasing that of the winning candidates). ■

Lemma A3. *For almost any distribution F , $k_j = 1$ for all j when $n = 2$.*

Proof: Suppose not. Then by Proposition 1 and Lemma A1 (c), $k_1 = 2$ and $L_1 = R_1$. If z_1 gets a strictly lower (higher) vote share than z_2 , an entrant can locate slightly to the right (left) of the strategic candidates at y_1 and win outright. Thus all candidates tie, contradicting Lemma A2. ■

Lemma A4. *For almost any single-peaked f , exactly one idealist must tie with the strategic candidates when $n \geq 2$.*

Proof: First, I show that it cannot be that both idealists lose. Suppose they do and consider first $n = 2$. By Lemma A3, $k_1 = k_2 = 1$. If $f(m_0) < f(m_1)$, the candidate at y_1 can move slightly to the right, increasing their vote-share and decreasing that of the other strategic candidate; if $f(m_0) \geq f(m_1)$ then because f is single-peaked, the maximizer of f must lie to the left of m_1 , which implies $f(m_1) > f(m_2)$ and hence that the candidate at y_2 can profitably deviate by moving slightly to the left, increasing their vote-share and decreasing that of the other strategic candidate.

Now consider $n \geq 3$. Denote the equilibrium vote share of strategic candidates as s . If y_2 is weakly to the left of the maximizer of f , then $k_1 = 1$ because if $k_1 = 2$, $s = R_1 < L_2$, which contradicts Lemma A1 (d). Because $k_1 = 1$ and z_1 loses, the candidate at y_1 can profitably deviate slightly to the right. Now consider the case where y_2 is to the right of the maximizer. There can be no more strategic candidates to the right of y_2 . If there were, then $k_j = 1$, $j > 2$ because if $k_j = 2$ for one such j , then $R_{j-1} > L_j = s$. Note now that the candidate at y_{r-1} has a profitable deviation to the left because z_2 loses. Next I show that it must be that $k_1 = k_2 = 2$ and hence that $n = 4$. If $k_2 = 1$ and $f(m_1) > f(m_2)$, the candidate at y_2 can profitably deviate to the left; if $k_2 = 1$ and $f(m_1) \leq f(m_2)$, $k_1 = 1$ (else $s = R_1 < L_2$) and the candidate at y_1 can profitably deviate right. Hence $k_2 = 2$. If $k_1 = 1$ and $f(m_0) < f(m_1)$, the candidate at y_1 can profitably deviate right; if $k_1 = 1$ and $f(m_0) \geq f(m_1)$ then $f(y_1) > f(m_1)$ implying $R_1 > L_2 = s$ as $k_2 = 2$. As $k_1 = k_2 = 2$, by Lemma A1 (c) and (d), $L_1 = R_1 = L_2 = R_2$. But with only two free variables (y_1 and y_2) these three conditions will not be satisfied for almost any F .

Hence, for almost all single-peaked distributions at least one idealist must tie, but by Lemma A2, exactly one idealist must tie. ■

Lemma A5. *For almost any single-peaked f , $k_j = 1$ for all j when $n \geq 3$.*

Proof: By Proposition 1, $y_0 = z_1$ and $y_r = z_2$ while by Lemma A1 (d) all strategic entrants tie for the win. This implies $F(z_1) < \frac{1}{n+2}$ and $F(z_2) > \frac{n+1}{n+2}$ in any equilibrium. By Lemma A4, exactly one idealist ties with the strategic types and without loss of generality, let this be z_1 . Now consider the following *spacing procedure* which spaces candidate locations throughout the distribution F for some arbitrary number of candidates n , where $k_0 = k_r = 2$, $k_j = 1, 2$ for $j = 1, \dots, r - 1$ and strategic types tie with the idealist z_1 .

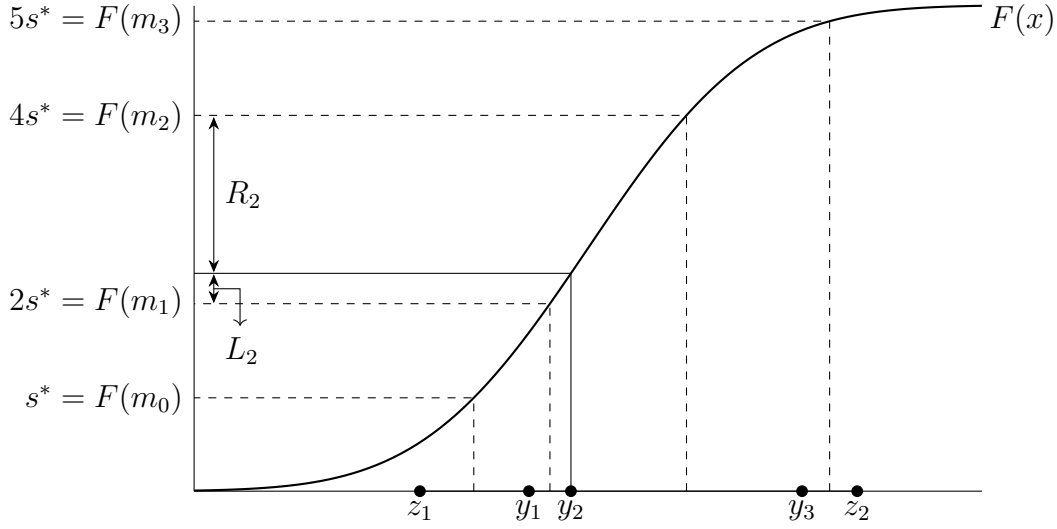
Spacing Procedure:

1. Choose y_1 such that $s \equiv F(m_0) \in (F(z_1), \frac{1}{n+2})$.
2. Place the remaining $r - 2$ candidate locations at y_j for $j = 2, \dots, r - 1$ in turn, such that $F(m_{j-1}) = F(m_{j-2}) + k_{j-1}s$.
3. Observe whether $\frac{1}{2}(y_{r-1} + z_2) = m_{r-1}$. If yes, stop and denote s as s^* ; if $m_{r-1} < (>)$ $\frac{1}{2}(y_{r-1} + z_2)$ return to step 1 and choose a higher (lower) value of s .

Iterating on this procedure, the value of s will converge to s^* . As F is continuous, s^* exists, and as F is strictly increasing, s^* is unique. An example result of the procedure is illustrated below in Figure A1. The points y_1, \dots, y_{r-1} associated with s^* pin-down the necessary locations of the strategic candidates in equilibrium.⁷

It is now straightforward to see that for almost any distribution F , $k_i = 1$ for all i . Suppose instead that $k_j = 2$ for some $j = 2, \dots, r$. By Lemma A1 (c) we must have that $L_j = R_j$. However, as is illustrated in Figure A1 for the example of $j = 2$, this extra condition will not be satisfied for all except very particular distributions. ■

⁷Notice that although s^* is necessarily the equilibrium share of the vote for the winning candidates, this procedure is not sufficient to define an equilibrium as for example, it may not be that $y_j > y_{j-1}$ for all $j = 1, \dots, r - 1$.

Figure A1: An example result of the spacing procedure

The example shown has $n = 4$ and $r = 4$ where $k_i = 1$ for all i except $k_2 = 2$. F is the standard Normal distribution and $z_1 = F^{-1}(0.10)$, $z_2 = F^{-1}(0.98)$. Solving the procedure yields $s^* = 0.19$ (2 d.p.) with candidate positions as shown.

Proposition 2 (No platform sharing). *For almost any single-peaked f , $k_j = 1$ for all j when $n \geq 2$ in equilibrium.*

Proof: Immediate from Lemmas A3 and A5. ■

Lemma A6. *For any symmetric, single-peaked f , when there is $n = 1$ strategic entrant, the idealists' vote shares are equal.*

Proof: Suppose not. Without loss of generality, suppose that the idealist z_1 has a higher vote share than z_2 which implies that $f(m_0) > f(m_1)$. The strategic candidate at y_1 can move slightly to the left, simultaneously increasing their own vote share and reducing the vote share of z_1 , giving strictly higher utility. ■

Proposition 3 (Symmetric distributions). *For almost any symmetric, single-peaked f , there is a unique equilibrium where $n = 1$ strategic candidate enters at location y_1 , where y_1 solves (1):*

$$(1) \quad F(m_0) = 1 - F(m_1)$$

where $m_0 = \frac{1}{2}(z_1 + y_1)$ and $m_1 = \frac{1}{2}(y_1 + z_2)$, whenever the positions of the idealists (z_1, z_2) satisfy (2) and (3):

(2) *not too moderate*: $m_0 < F^{-1}\left(\frac{1}{3}\right) \iff m_1 > F^{-1}\left(\frac{2}{3}\right)$

(3) *not too extreme*: if z_1 is closer to the maximizer of f than z_2 , $F(y_1) \geq 1 - 2F(m_0)$
 if z_2 is closer to the maximizer of f than z_1 , $F(y_1) \leq 2F(m_0)$

Proof: Firstly I show that $n = 1$ in equilibrium. Suppose instead $n > 1$. By Proposition 1 and Lemmas A3 and A5, for almost all single-peaked f , the strategic candidates occupy the non-extreme locations and $k_j = 1$ for all j . As f is symmetric, there must be at least one strategic candidate on either side of the maximizer of f , else Lemma A1 (d) is violated. I now show this implies that both idealists tie with the strategic candidates. Suppose not and without loss of generality that z_1 loses. As f is symmetric, this implies $f(m_0) < f(m_1)$ (if not, z_1 gets at least as many votes as the candidate at y_2). The candidate at y_1 then can profitably deviate slightly to the right. But by Lemma A2 for almost all distributions F , not all candidates can tie.

I now characterize the equilibrium. By Lemma A6, the idealists' vote shares must be equal, meaning that the strategic candidate's position y_1 must solve (1). To be an equilibrium, the strategic candidate must win, which implies $F(m_1) - F(m_0) > \frac{1}{3}$. Using (1), this becomes (2).

In equilibrium, the strategic candidate must not want to deviate to the left of z_1 or the right of z_2 . Note that (2) implies that $z_1 < F^{-1}\left(\frac{1}{3}\right)$ and $z_2 > F^{-1}\left(\frac{2}{3}\right)$. As the strategic candidate gets at least $\frac{1}{3}$ of the vote share in order to win, there is no such profitable deviation. The strategic candidate would also lose if they deviated to an idealist's location as the other idealist would win outright. Finally, the strategic candidate does not have incentive to deviate to another location in (z_1, z_2) : Without loss of generality, consider such a deviation to the left. By Lemma A6 this increases z_2 's vote share (and z_2 now beats rather than ties with z_1). However, as f symmetric, this deviation also decreases the strategic candidate's vote share and hence also their plurality.

In equilibrium, inactive strategic candidates must not wish to enter. Notice that an inactive candidate could only profitably locate in (z_1, z_2) . Assume first that z_1 is closer to the maximizer of f than z_2 , so that y_1 is to the left of the maximizer. Notice that the payoff of the entrant is increasing as their location approaches y_1 from the right. Hence, entry is not profitable if the right constituency of y_1 is less than the vote share of the idealists $F(m_1) - F(y_1) \leq F(m_0)$ which gives (3). Similarly, the case of z_2 being closer to the maximizer gives the second expression in (3). ■

Corollary 1. *For almost any single-peaked f where $Mo(f) = Md(f)$, $n = 1$.*

Proof: Suppose instead $n > 1$. By Lemma A4 exactly one idealist loses and without loss of generality assume this is z_2 . This implies that $f(m_{r-2}) \leq f(m_{r-1})$ else the candidate at y_{r-1} deviates left. This implies that m_{r-2} is strictly to the left of the maximizer of f . For the candidate at y_{r-2} and z_1 to tie (along with any number of others on the left of the maximizer), there must be strictly more than half the density to the left of the maximizer, contradicting $Mo(f) = Md(f)$. ■

Lemma A7. *For almost any single-peaked f , when $n \geq 2$, strategic candidates and one idealist tie for the win with vote share s^* , where:*

If $Mo(f) < Md(f)$, then s^ solves (A4), locations are given by (A5) and the left extremist loses (A6);*

$$(A4) \quad z_1 = (-1)^{n+1} z_2 - 2 \sum_{i=1}^{n+1} (-1)^{n+i} F^{-1}(1 - is)$$

$$(A5) \quad y_j = (-1)^{n+1-j} z_2 - 2 \sum_{i=1}^{n+1-j} (-1)^{n-j+i} F^{-1}(1 - is^*), \quad s.t. \ z_1 < y_j < y_{j+1}, \quad j = 1, \dots, n$$

$$(A6) \quad z_1 < 2F^{-1}(s^*) - y_1.$$

If $Mo(f) > Md(f)$, s^ solves (A7), locations are given by (A8) and the right extremist loses (A9);*

$$(A7) \quad z_1 = (-1)^{n+1} z_2 + 2 \sum_{i=1}^{n+1} (-1)^{n+i} F^{-1}(is)$$

$$(A8) \quad y_j = (-1)^j z_1 + 2 \sum_{i=1}^j (-1)^{j+i} F^{-1}(is^*), \quad s.t. \ z_1 < y_j < y_{j+1}, \quad j = 1, \dots, n$$

$$(A9) \quad z_2 > 2F^{-1}(1 - s^*) - y_n.$$

Proof: I first show that if $Mo(f) < Md(f)$ and $n > 1$, z_1 loses: If not, by Lemma A4 z_2 loses and one can then follow the proof of Corollary 1 to show that there must be strictly more than half the density to the left of the maximizer, contradicting $Mo(f) < Md(f)$. Given z_1 loses, z_2 must tie with the strategic candidates by Lemma A4 and $k_j = 1$ for all j by Lemmas A3 and A5. This implies that $r = n + 1$ and that $F(m_j) = F(m_{j-1}) + s$ for $j = 1, \dots, n + 1$ where s is the equilibrium vote share and $F(m_{n+1}) \equiv 1$. Solving recursively yields (A4) which the equilibrium s solves, giving equilibrium locations as (A5) where (A6) is the requirement

for z_1 to lose: $F(m_0) < s^*$. Similarly, one finds (A7)-(A9) in the case of $\text{Mo}(f) > \text{Md}(f)$. ■

Proposition 4 (Asymmetric distributions). *For almost any asymmetric, single-peaked f satisfying (4) - (6) where $\text{Mo}(f) \neq \text{Md}(f)$, there is an equilibrium with $n > 1$ strategic candidates where locations and vote-shares are given by Lemma A7.*

<p><i>If $\text{Mo}(f) < \text{Md}(f)$</i></p> <p>(4) $f(m_0) \in [f(m_1), 2f(m_1)]$</p> <p>(5) $f(m_{j-1}) \leq 2f(m_j) \quad j = 2, \dots, n$</p> <p>(6) $f(m_0) \leq \max\{f(y_1), f(z_1)\}$</p>	<p><i>If $\text{Mo}(f) > \text{Md}(f)$</i></p> <p>$f(m_n) \in [f(m_{n-1}), 2f(m_{n-1})]$</p> <p>$f(m_j) \leq 2f(m_{j-1}) \quad j = 1, \dots, n - 1$</p> <p>$f(m_n) \leq \max\{f(y_n), f(z_2)\}$</p>
--	--

Proof: I show that conditions (4) - (6) are sufficient for an equilibrium by considering all possible deviations in the case of $\text{Mo}(f) < \text{Md}(f)$; those for $\text{Mo}(f) > \text{Md}(f)$ follow similarly.

Consider deviations of the candidate at y_1 within (z_1, y_2) (the candidate at y_1 is the only strategic candidate who could have a constituency boundary to the left of the maximizer of f)

(i) to the left: the candidate at y_2 then becomes the candidate with the highest vote-share of all other candidates, hence if $f(m_0) \leq 2f(m_1)$ there is no profitable deviation within (z_1, y_1) ;

(ii) to the right: for a small move, z_1 remains a loser and the candidate at y_2 becomes a loser. It must be that $f(m_0) \geq f(m_1)$ else the candidate at y_1 could profit from such a move. This implies that any deviation within (y_1, y_2) reduces this candidate's vote share, hence there is no such profitable deviation. This gives (4).

Next consider deviations for the candidate at y_j , $j > 1$ within (y_{j-1}, y_{j+1}) (i) to the left: their vote share would increase, but so will that of the candidate at y_{j+1} who then becomes the candidate with the highest share of all the others, but the plurality of the deviating candidate decreases if $f(m_{j-1}) \leq 2f(m_j)$ which gives (5); (ii) to the right: their own vote share would decrease while increasing that of the candidate at y_{j-1} .

Next consider an inactive candidate entering (i) at an occupied location: this is not profitable as it results in an outright loss; (ii) left of z_1 or right of z_2 : this results in an outright loss; (iii) between two strategic candidates y_j and y_{j+1} , $j > 1$: such an interval does not contain the maximizer of f , hence the optimal such deviation is as close as possible to the candidate

whose position is has higher density, y_j . But this cannot be profitable because the maximum vote share is bounded from above by $\max\{L_j, R_j\} < s^*$; (iv) between z_1 and y_1 , which contains the maximizer of f : under (6), the optimal such deviation is to locate arbitrarily close to z_1 or y_1 (whichever has the higher density), but as in case (iii) this is unprofitable because $\max\{R_0, L_1\} < s^*$.

Finally, for deviations of the candidate at y_j to locations outside the interval (y_{j-1}, y_{j+1}) , $j = 1, \dots, n$, it suffices to follow the steps above relating to an inactive candidate. ■