

«The AlmaLaurea System»

Dorel Manitiu, PhD

International Relations & Projects

AlmaLaurea Inter-University Consortium, Bologna, Italy

dorel.manitiu@almalaura.it

AlmaLaurea

is an Inter-university Consortium, founded in Italy in 1994, at the University of Bologna. It is a *bottom up* initiative which involves, nowadays, **74 Universities** and (**other 3 universities** are finalizing the application for membership to the consortium) and about **90% of graduates in Italy**



• Universities in AlmaLaurea


Important

Since 2015 AlmaLaurea is in the SISTAN (National Statistics System), the network of units that can provide official statistical information in Italy

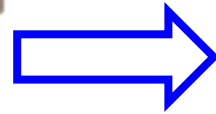
The AlmaLaurea project is based on **three pillars**:

- ✓ an **annual survey** (census survey) on the **graduates' profile**
internal effectiveness of HEIs: aggregate data
- ✓ an **annual survey** (census survey) on the **graduates' employment situation** at 1, 3 and 5 years after graduation
external effectiveness of HEIs: aggregate data
- ✓ an **online databank** of graduates CVs (more than 2.6 million):
tool improve the match between supply and demand of graduates on labour market)
services to companies and firms: online based recruitment services, ad hoc human capital selection, employer branding, etc.

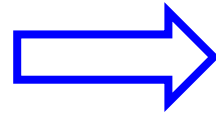
I) **ANNUAL CENSUS SURVEY ON GRADUATES' PROFILE**
(276.195 students surveyed in 2017)




It is run through a CAWI methodology



The questionnaire is filled in by students close to graduation




The response rate is **92,4 %**




The member universities provide AlmaLaurea with the **100 % of students' administrative data**




II) ANNUAL CENSUS SURVEY ON GRADUATES' EMPLOYMENT SITUATION (630.000 graduates surveyed in 2017)



It is run through a CAWI and CATI methodology



The questionnaire is filled in by graduates at 1, 3 and 5 years after graduation



The response rate is 77,1% (1 year), 69,3% (3), 64,2% (5) - at 3 and 5 years second level graduates

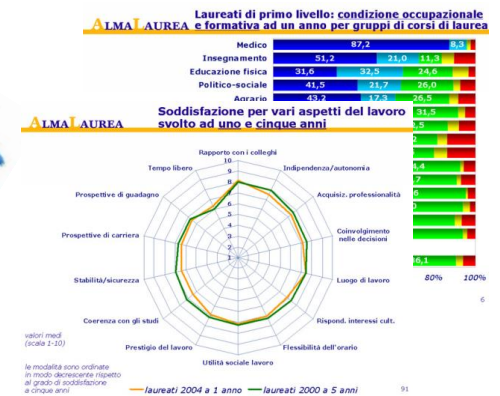


Graduates
92% questionnaire

Certified Cvs
to companies

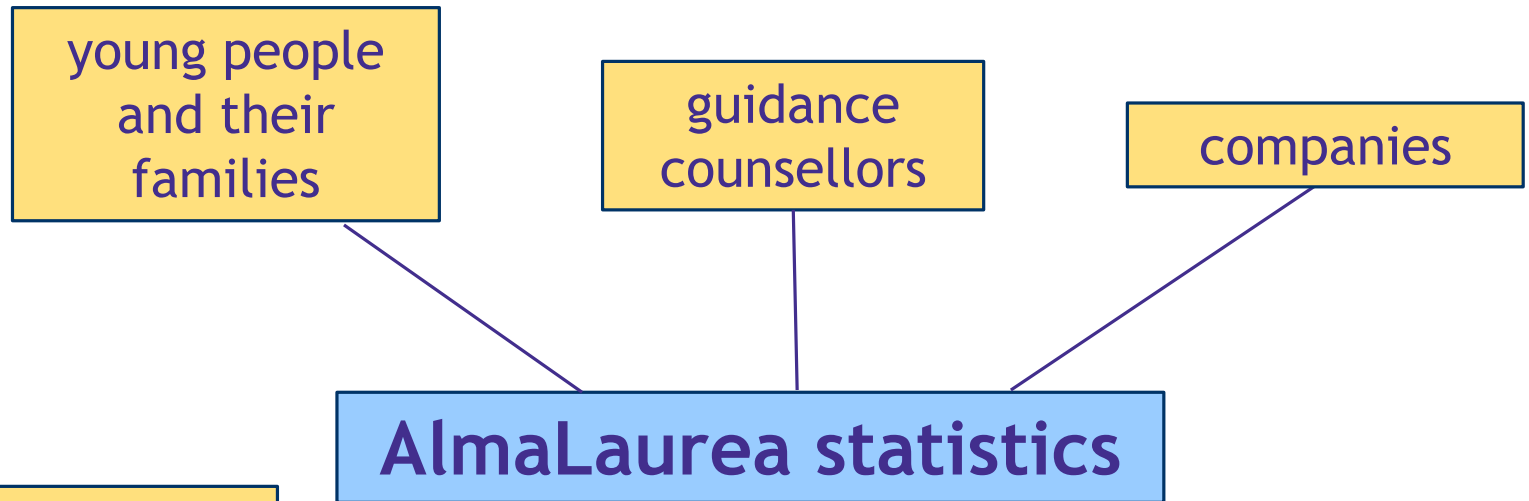


AlmaLaurea



University
100% certified data

Statistics
for stakeholders



all who are interested in tertiary education and in graduates employment situation

Universities,
Government,
Ministries,
Quality Assurance,
Evaluation groups,
Researchers

National Agency for the
Evaluation of the University
and Research System
(ANVUR)

The whole documentation
is available **for free**
on AlmaLaurea website
www.almalaurea.it/en

AlmaLaurea Surveys: high response rates

- It is **mandatory** for the students close to graduation to **look over the profile questionnaire** for statistical purposes
- students are asked to provide the students' secretariat with their **questionnaire receipt** in order to obtain their degree
- When compiling the questionnaire, students are **free to decide** whether to make their **CV visible to firms** or not
- It is the responsibility of the student's belonging university to check and store the receipt, for facilitating the future communication with the student (i.e. willingness to cancel the CV from the databank or to make it visible to firms afterward)



How to reach the 90% response rate?



WHAT

Showing the advantages: placement opportunities; contribution to enhance the performances of the university

WHO

Students' secretariats; communication officers; teachers; Rector

WHEN

At the enrollment; during the studies; just before graduation

WHERE

On the university websites; in classrooms; at libraries; at administrative offices; at students' meeting places

HOW

Letter by the Rector; mailing list; brochures; flyers; roll-ups; social networking

Graduates' Profile Survey

Information provided
by graduates
tool
Online Questionnaire
for graduates

+

Information provided
by universities
tool
Administrative Graduate
record

Quality and completeness of information
Quality and certification of graduates' information
tool
Database



Graduates' Profile



Graduates' Employment situation Survey

- Employment Situation Survey interviews graduates 1, 3 and 5 years after the degree
- **updated contact information of graduates** (telephone number and email)
- **the questionnaire is programmed on the platform**
- **Graduates** receive an email from AlmaLaurea/University with:
 - the explanation of survey's purpose
 - the importance of each graduate's participation
 - a link that sends directly to the online questionnaire

- **If graduates don't answer the questionnaire**, AlmaLaurea/University sends by email some reminders to fill out the questionnaire (3-4 reminders, about one a week. The number of reminders depends on the time frame in which the CAWI survey is open)

CATI survey

When CAWI survey is closed,

- **second step: CATI survey** (limited to those graduates who haven't answered to the CAWI survey)
- **CATI survey: training course for the detectors** (important role of asking questions to graduates without influencing their answers);
 - CAWI and CATI same questionnaire
- When CATI survey is closed, IT staff and researcher team **match data coming from CAWI survey with data coming from CATI survey** and then define the goodness of questionnaire (check of filters, consistency checks, etc.). When database is cleaned, researchers can start with the analysis of answers to create the report

CAWI
+
CATI

Job search

Job satisfaction and
degree efficiency
in current job

Utilization of the skills
acquired during studies
in current job

Earnings

Characteristics
of the company

Graduates' employment conditions

[Need some help?](#)

Survey selection

SURVEY YEAR
2016 ▾

KIND OF DEGREE COURSE	YEARS SINCE GRADUATION			
	1	3	5	ALL
all	<input checked="" type="radio"/>	<input type="radio"/>	<input type="radio"/>	
first-level degree (post-Bologna process reform)	<input type="radio"/>			
single-cycle second-level degree (post-Bologna process reform)	<input type="radio"/>	<input type="radio"/>	<input type="radio"/>	<input type="radio"/>
second-level degree (post-Bologna process reform)	<input type="radio"/>	<input type="radio"/>	<input type="radio"/>	<input type="radio"/>
Primary Schooling Sciences degree (pre-Bologna process reform, still active)	<input type="radio"/>	<input type="radio"/>	<input type="radio"/>	<input type="radio"/>

Selection of cohort [262,347 graduates]

UNIVERSITY [71]: ▾

FACULTY/DEPARTMENT/SCHOOL: ▾
Available only after having selected the university

DEGREE SUBJECT GROUPING [16]: ▾

CLASS OF DEGREE (POST): ▾
Available only for post-reform studies

DEGREE COURSE (POST): ▾
Available only for post-reform studies, after having selected the university and at least one variable among the following ones: faculty, degree subject grouping or degree course grouping.

Investigated
cohort

Post-degree
studies

Employment
situation

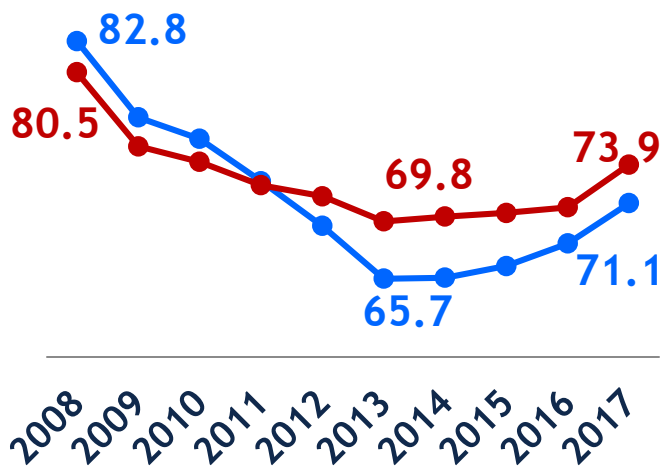
Access to the
labour market

Characteristics
of the current job

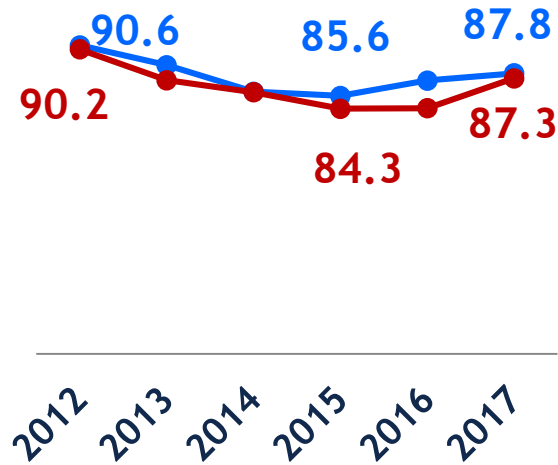


Occupation rate at 1 and 5 years after graduation

AT 1 YEAR



AT 5 YEARS



SURVEYS YEAR

GRADUATES
2016-2017

deff. ISTAT
(National
Statistic
Office)
Labour
forces

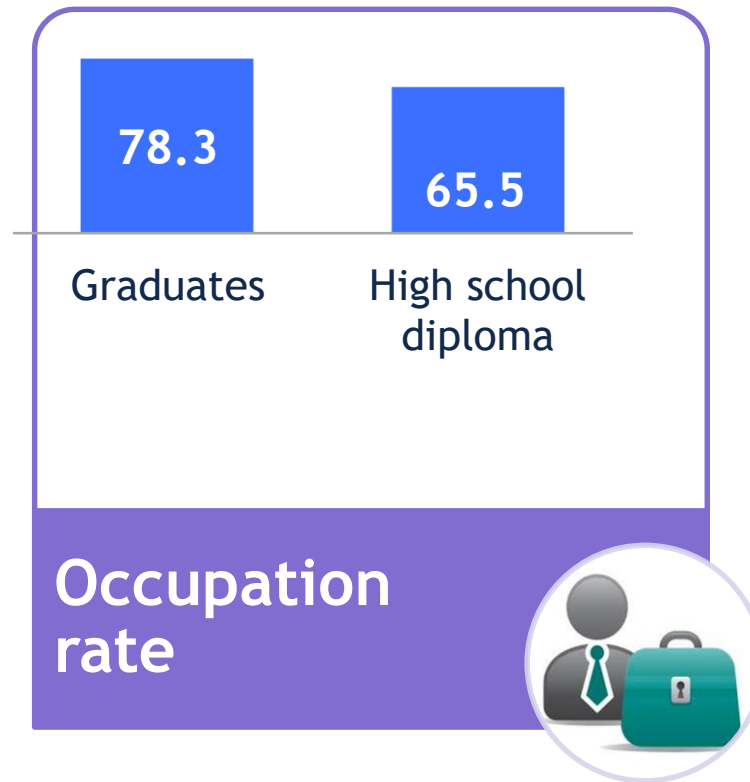
First level:
those not
enrolled in
another
programme

%

- FIRST LEVEL DEGREE
- SECOND LEVEL DEGREE

ITALIAN
POPULATION

Source:
Istat
ref. year
2017




20 - 64 years old
(percentage)



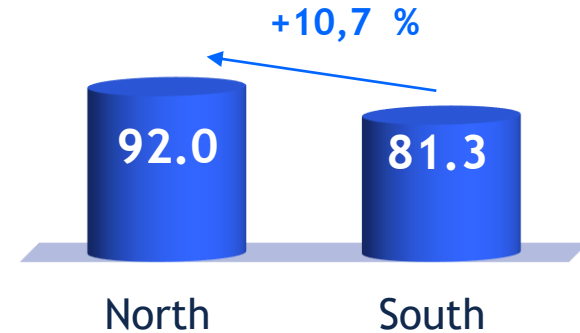
Employment rate at 1 and 5 years after graduation; geographical distribution

SECOND DEGREE
LEVEL
2016 AND 2012

2016 graduates at 1 year



2012 graduates at 5 years






Employment situation at 1 YEAR


Second level degree - 2012 (including single cycle degree)

1
YEAR

EMPLOYED
59%



UNEMPLOYED
24%



**OUTSIDE THE
LABOUR FORCE**
17%



5
YEARS




Employment situation: transition from 1 YEAR to 5 YEARS after graduation

1
YEAR

EMPLOYED

UNEMPLOYED

**OUTSIDE THE
LABOUR FORCE**



5
YEARS




Employment situation: transition from 1 YEAR to 5 YEARS after graduation

1
YEAR

EMPLOYED

UNEMPLOYED

**OUTSIDE THE
LABOUR FORCE**



5
YEARS




Employment situation: transition from 1 YEAR to 5 YEARS after graduation

1
YEAR

EMPLOYED

UNEMPLOYED

**OUTSIDE THE
LABOUR FORCE**



5
YEARS




Employment situation: transition from 1 YEAR to 5 YEARS after graduation

1
YEAR

EMPLOYED

UNEMPLOYED

**OUTSIDE THE
LABOUR FORCE**



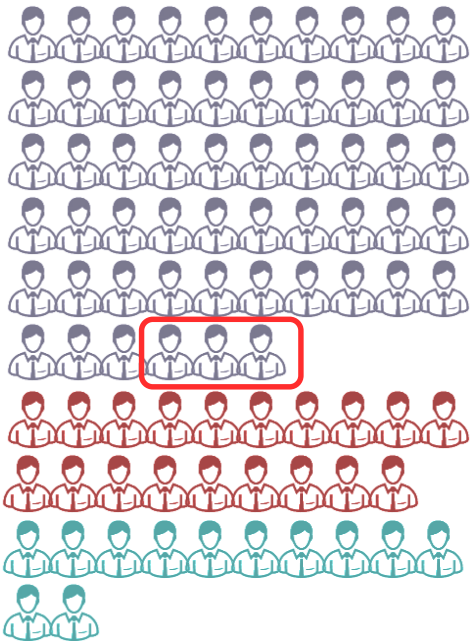
5
YEARS

1
YEAR

EMPLOYED

UNEMPLOYED

**OUTSIDE THE
LABOUR FORCE**




5
anni

1
YEAR

EMPLOYED

UNEMPLOYED

**OUTSIDE THE
LABOUR FORCE**



5
anni




Employment situation: transition from 1 YEAR to 5 YEARS after graduation

1
YEAR

EMPLOYED

UNEMPLOYED

**OUTSIDE THE
LABOUR FORCE**



5
YEARS



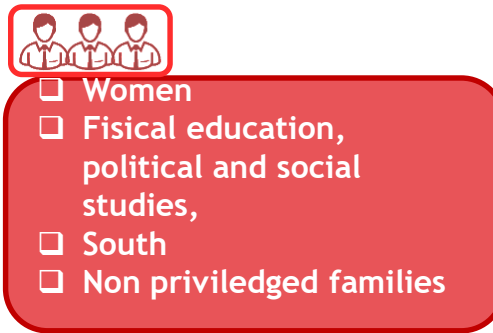
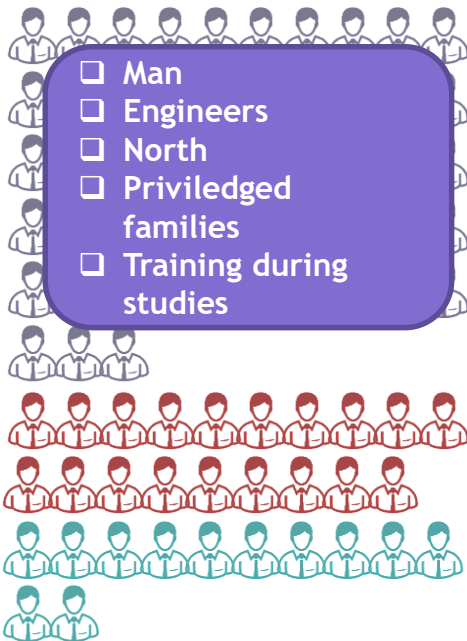
Employment situation: transition from 1 YEAR to 5 YEARS after graduation

1
YEAR

EMPLOYED
59%

UNEMPLOYED
24%

OUTSIDE
LABOUR FORCE
17%



5
YEARS

EMPLOYED
84%

UNEMPLOYED
8%


OUTSIDE
LABOUR FORCE
8%



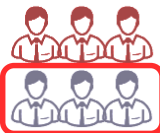
Employment situation: transition from 1 YEAR to 5 YEARS after graduation

1
YEAR

EMPLOYED
59%



UNEMPLOYED
24%



- (women)
- geo-biological studies, literature
- (South)
- (disadvantaged families)
- Non tenure track or no job contract at 1 year

OUTSIDE
LABOUR FORCE
17%



5
YEARS

EMPLOYED
84%

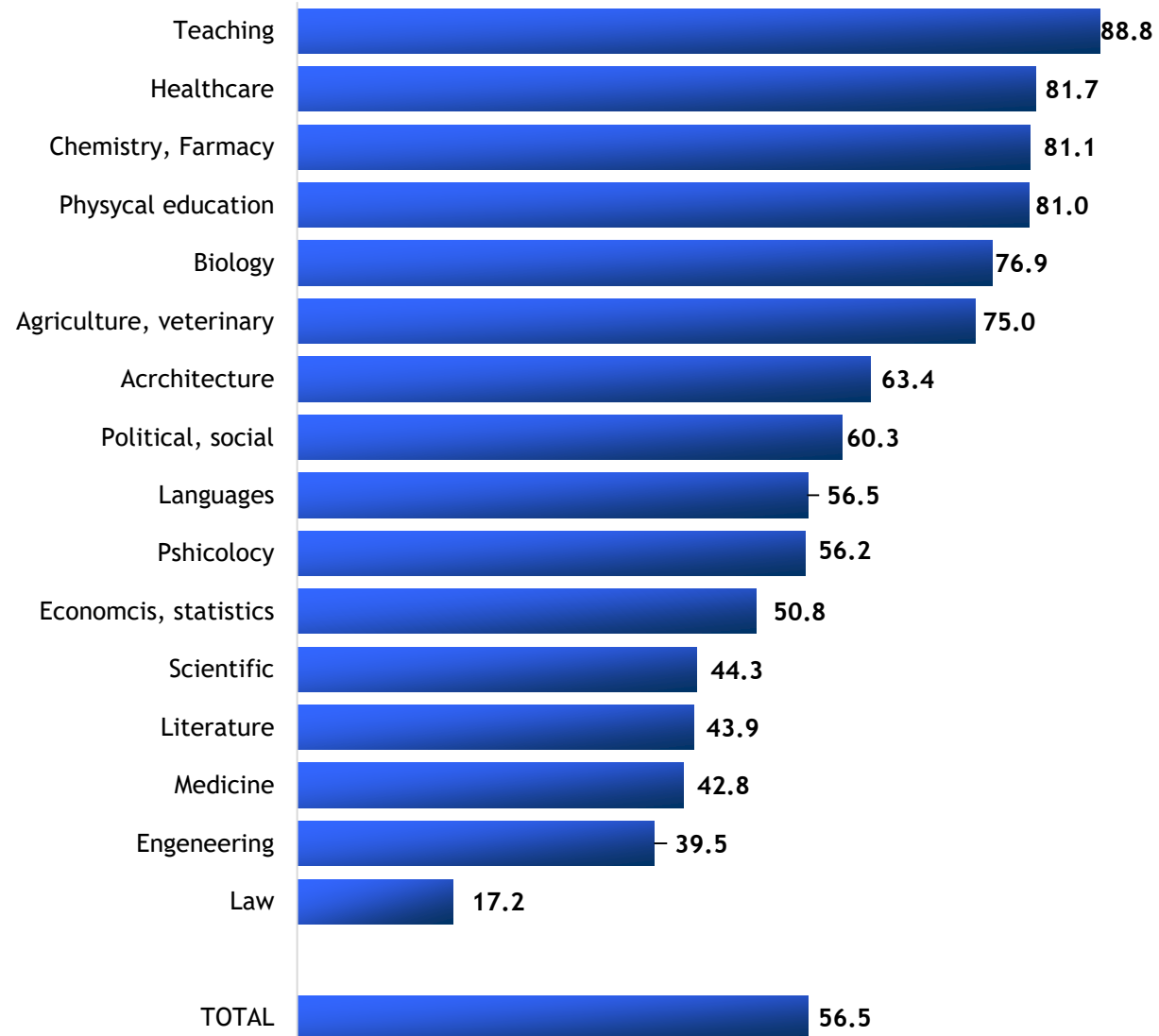


UNEMPLOYED
8%

OUTSIDE
LABOUR FORCE
8%

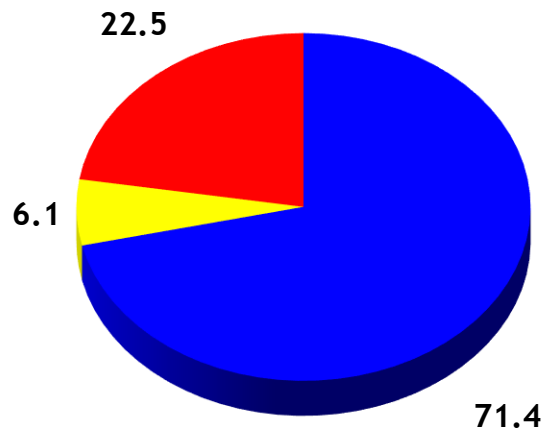
Internship and labour market outcomes of graduates in Italy

%

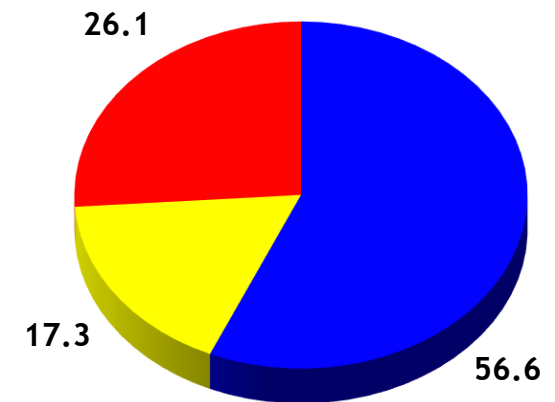


SECOND
DEGREE
CYCLE 2015

**PARTICIPATED AT INTERNSHIP AFTER
GRADUATION**
(19,5%* of Graduates)



**DO NOT PARTICIPATED AT INTERNSHIP
AFTER GRADUATION**
(70,7%* of Graduates)



- Are working
- Do not search a job
- Search for a job

%

- ✓ 57% of graduates received a job offer in the same company
- ✓ 80% of graduates accepted the job offer!

*- still enrolled
at internship
programme:
9,5;
- missed
answers: 0,3%



Thank you!

Dorel Manitiu, PhD
International Relations Office & Projects
AlmaLaurea Inter-University Consortium
dorel.manitiu@almalaura.it