

Warwick University Library

Data sources for Social Scientists – in print and online 2009/10

1. Library web links to sources p2-3
2. UK online data – National Statistics p3-6
3. International data – SourceOECD and
ESDS International p7-15
4. EU official statistics on Eurostat p16-17
5. Other useful websites p18
6. Printed statistics, including older data p19

Helen Riley, Statistical Data Librarian

Helen.Riley@Warwick.ac.uk

or the general enquiry address -

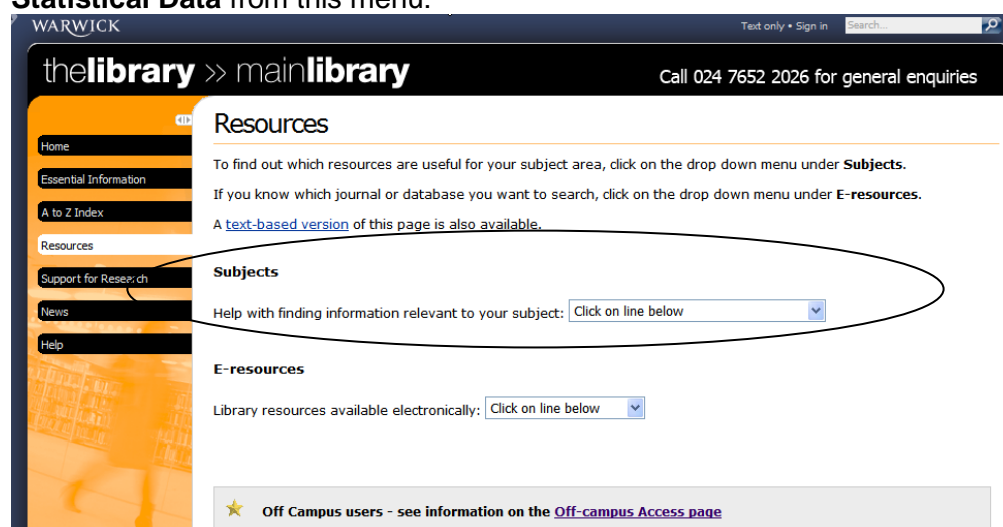
Library@Warwick.ac.uk

Please follow this workbook at a PC and do not try to read the details on the screen shots! They are there only to show you roughly what the screens look like, where to enter text or click.

1. Library links to sources

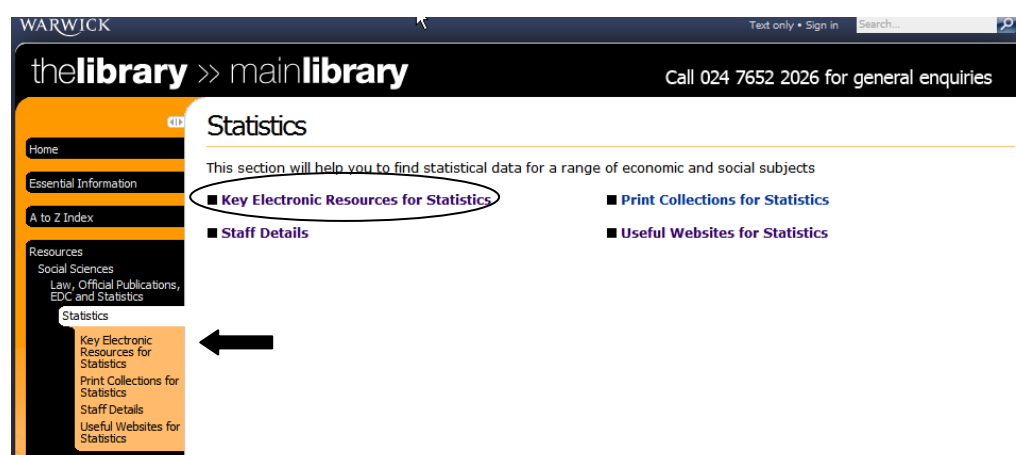
This workbook introduces sources of UK, EU and other data. You will find help in locating statistical data available at Warwick via three Subject links on the Main Library website.

Action: Navigate to the Library website from Insite and click on the picture link to the Main Library, or open the URL <http://go.warwick.ac.uk/library/main> Select **Resources** from the Home page, then from the **Subjects** drop-down menu you can browse three sections - **Business**, **Economics** and **Statistical Data**. Select **Statistical Data** from this menu:

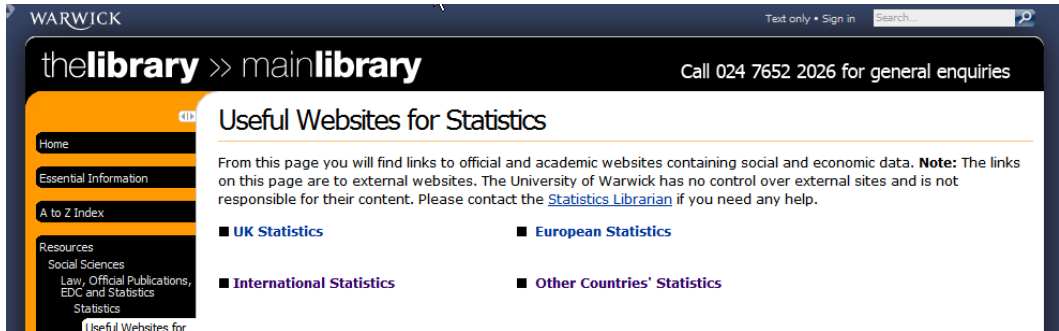


Notice the links to Key Electronic Resources, Print Collections, and Useful Websites. Many of the Useful Websites are in fact Key Resources, they are simply available free of charge – do not be put off by the apparent difference! You can use the Staff Details link to contact the Statistical Data Librarian for assistance any time.

Action: Select the link to Key Electronic Resources, from the navigation bar on the left or the link in the centre of the page:

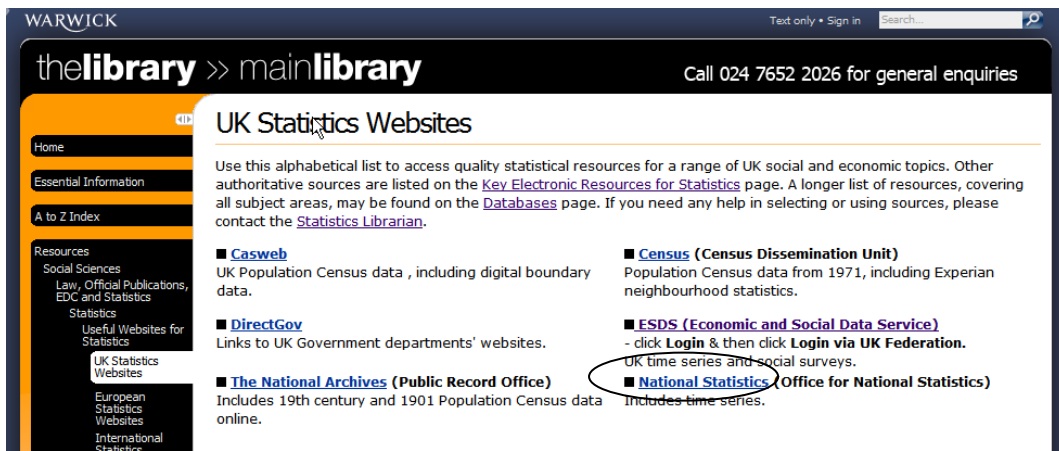


Browse around the databases provided; we will look at Source OECD later on. Now select Useful Websites for Statistics from the links on the left of the page.



Explore some of the links to Useful Websites for Statistics.

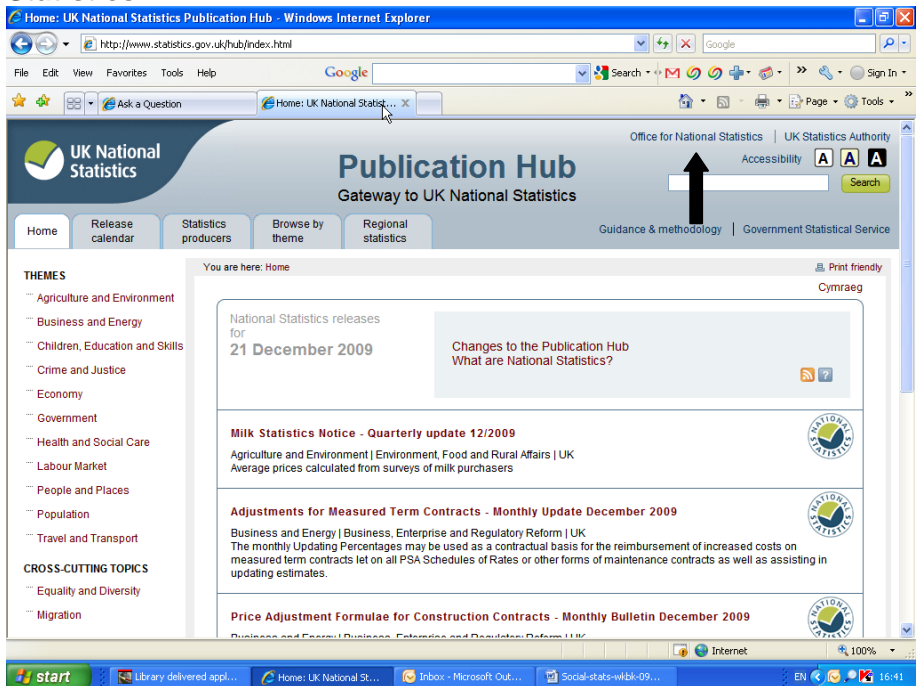
Action: select **UK Statistics**, then select **National Statistics**. (The website of the Office for National Statistics – official data from the UK.)



2. UK online data – National Statistics www.statistics.gov.uk/

This website provides links to the Office for National Statistics and also the UK Statistics Authority – see the links at the top right.

Action: When you have explored the Home page, select **Office for National Statistics** -



Most of the data on the ONS site is current rather than historical, and the Home page is set up for members of the public to browse. However, there are time series available too. Take time to explore the options.

2. (a) Browsing for data.

Action For the full content on National Statistics, click on **Virtual Bookshelf**, a link on the left hand side, below “Quick links”:

You will see a list of links to data by theme, e.g. Labour market. Explore the available data on a topic which interests you.

2. (b) Advanced searching

Action: To search the website specifically, select **Advanced** at the top right of the page. You will see a search screen like this:



The screenshot shows the Office for National Statistics website's advanced search interface. At the top, there is a navigation bar with links for 'UK Snapshot', 'Neighbourhood', 'Economy', 'Census', 'About ONS', and 'Jobs', along with the date '21 December 2009'. Below this is a search bar with a 'Search' button and a 'Advanced' tab. The main content area is divided into several sections: 'Browse by theme' with a 'Select Theme' dropdown, 'Advanced search' with a search form, 'Statistical links' with a list of links, 'ONS journal articles' with a description, and 'Search tips' with a list of tips. The search form is circled in black, showing a search box, a 'Scope of search' dropdown set to 'All content', a 'Search using' dropdown set to 'All of these words', and a 'Search' button.

Action: Practise entering search terms and set the **Scope of search** menu to **All content**, **Data**, **Products** etc to see what sort of results you get. I recommend using **Data** and **All of these words** to retrieve tables, e.g. enter the terms: census population - set to Data, and All of these words:

You can be more specific, if you know the name of a good series of official statistics, e.g. Regional Trends.

Action: Enter the title in the terms box, set the menus to **Products** and **This exact phrase** and search.

Select the first link:



The screenshot shows the search results page for 'regional trends'. The search term is 'regional trends' and the results are displayed on 'Page 1 of 2'. The first result is 'Regional Trends', which is highlighted with a black arrow. The description for 'Regional Trends' is: 'Regional Trends is a comprehensive regular source of official statistics for the Statistical Regions of the UK (Scotland, Wales, Northern Ireland and the Government Office Regions within England). It includes a wide range of demographic, social, industria...'. Below this is another result, 'Regional Trends archive', with a similar description. The page also includes navigation links: 'First', 'Prev', 'Page 1 of 2', 'Next', and 'Last'. The 'Statistical links' section on the right side of the page is also visible, listing links to 'Journal articles', 'Directgov', 'Scottish Government search', 'Statistics Wales', 'NISRA site index', and 'Govt News Network'.

Now select the link to any issue of that publication Regional Trends. The link to the Archive will provide online issues from 2000 onwards. Datasets may be available as zip files or pdf documents.

Action: Select **Regional Trends Archive:**

▶ **View more information about this product** 

 These National Statistics are produced to high professional standards and released according to the arrangements approved by the UK Statistics Authority.

Office for National Statistics (ONS), Annual, ISBN=9781403993960, ISSN=0261178 edition, Hardcopy Publication. [Buy here](#)

- ▶ **24/06/09 News Release: Regional trends (children)** (Pdf)
- ▶ **24/06/09 News Release: Regional trends (women)** (Pdf)
- ▶ **24/06/09 News Release: Regional trends (regions)** (Pdf)
- ▶ **Regional Trends 41 Report** (Pdf)
- ▶ **Regional Trends 41 Articles Data** (Pdf)
- ▶ **Regional Trends 41 Online Publication** (Web link)
- ▶ **Regional Trends: Latest data** (Web link)
- ▶ **Regional Trends Archive** (Web link)
- ▶ **Regional Profiles** (Web link)
- ▶ **Regional Statistics Strategic Framework** (258Kb - Zip)
- ▶ **Painting Pictures of Place Series - Topic Profiles** (Web link)

Click on the link to any section to explore the files of data.

2 (c) Time series data – To view longer runs of statistics which may be downloaded, click on the link at the top left of the screen to go back to the **Home** page and select the link to **Time series data** (under Quick Links, on the left).

Action: Click on the left hand link to **Contents** – the data is mainly economic, but the Monthly Digest of Statistics is a general compilation. Select **Access Individual Series** – on the left:

Navigation

- ▶ **Access individual series**
- ▶ **Download entire releases**
- ▶ **Contents**
- ▶ **Release dates**

Follow the links to view tables which you can print or download. Some datasets start in 1946 (UK national and domestic product); Economic Trends contains trade statistics from 1955 and some employment and earnings data from 1959 onwards. Otherwise, the UK series mostly begin in the early 1970s – as yet, there has been no significant digitisation of earlier data in the UK. (See Part 6 of this workbook on Printed Statistics, if you are interested in finding earlier data.)

3. International data online

3 (a) SourceOECD

This is a user-friendly database which provides the only full text access online to many OECD reports, annuals and periodicals, as well as data sets. (The official OECD web site is also useful to browse – www.oecd.org – but not all publications are provided there free of charge.) It is well worth using SourceOECD if you are looking for OECD publications or data – not every report is individually linked to the Library catalogue.

Action: Return to the Library Home page, select Resources, and Statistical Data, as before. (See page 2.)

Select Key Electronic Resources, and then select SourceOECD. Take some time to browse the site – it is useful for current awareness.



The tabs along the top of the page give you access to books, periodicals, working papers, reference works and statistics published by OECD.

Action: Select the **Statistics** tab.

Enter the stem **unemploy*** in the 1st text box, and set the menu to **Blurb/Abstract**

Enter a country name in the second box, set to **Blurb/Abstract** – e.g. Germany

Click on **Go**:

Search for :

unemploy* in Blurb/Abstract **GO!**

Exact phrase Exact match Truncated

Boolean and or not

germany in Blurb/Abstract

Exact phrase Exact match Truncated

Boolean and or not

in Title

Exact phrase Exact match Truncated


When you have searched, select the link to any of the results, to see an abstract.

- 1 ▶ **Main Economic Indicators Vol 2009 release 12 - Principaux indicateurs économiques Vol 2009 édition 12**
 by OECD Organisation for Economic Co-operation and Development
 Published 2009
 SourceOECD Main Economic Indicators - SourceOCDE Principaux indicateurs économiques
 ▶ [Add to marked list](#) ▶ [Delete from marked list](#)
- 2 ▶ **Main Economic Indicators: Comparative subject tables Vol 2009 release 12 - Principaux indicateurs économiques : tableaux sujets comparatifs Vol 2009 édition 12**
 by OECD Organisation for Economic Co-operation and Development
 Published 2009
 SourceOECD Main Economic Indicators - SourceOCDE Principaux indicateurs économiques
 ▶ [Add to marked list](#) ▶ [Delete from marked list](#)

Action: At the foot of the page after the abstract, select the blue button **Deliver data** to pick variables:

Action: Select your variables and follow the instructions to build up the table you need.

Finally select the Table symbol (top left) to see the data - online help is available. You may occasionally find details of publications to which we do not subscribe,

marked  (approximately!). Contact Helen Riley if in doubt.

SourceOECD also provides pdf versions of reports and periodicals – if you are interested, select the OECD logo at top left to return to Home, try out the **Books** and **Periodicals** tabs and do some searching.

N.B. Looking for terms in Blurb/Abstract is more useful than restricting the search to words in Title, unless you only want one exact title.

There should be entries in the Library catalogue for the annual and serial publications available on SourceOECD, but the one-off publications are only accessible if you search SourceOECD itself. It is therefore strongly recommended that you use the database if you are interested in finding OECD publications and data.

Action: Click on **Sign Out** (on the right of the Home page) when you wish to exit the database, and return to the Library Statistics web page.

3 (b) ESDS International

N.B. To access data on ESDS you need to register first, which you do online. It should only take 24 hours, but in the meantime you can browse the web site to get an idea of what it covers. You also need to have set up off-campus access for databases. If in doubt, see the Library web page headed Resources, and the Off-campus users' information.

There are four databases contained within ESDS:

- [ESDS Government](#) - large-scale government surveys
- [ESDS International](#) - multi-nation aggregate databanks (available to users at institutes of UK higher or further education only) and survey data (available to UK users only)
- [ESDS Longitudinal](#) - major UK surveys following individuals over time
- [ESDS Qualidata](#) - a range of multimedia qualitative data sources

This workbook will concentrate on ESDS International, which also includes time series for the UK. **Action:** Access ESDS via the links from the Library Home page as before, to Statistical Data, then select Useful Websites, and either UK Statistics Websites or International Statistics Websites. Here is the web page for the International Statistics Websites – select ESDS:

The screenshot shows the 'the library' website interface. The main heading is 'International Statistics Websites'. Below the heading, there is a paragraph explaining the purpose of the list. A list of resources follows, including ASEAN, Asian Development Bank, ESDS (Economic and Social Data Service), Food and Agricultural Organization (FAO), Resources for Economists, UNICEF, WHO (World Health Organisation), and UNESCO. The 'ESDS (Economic and Social Data Service)' link is circled in red, and a note next to it says '- click Login & then click Login via UK Federation'. The left sidebar contains navigation links like Home, Essential Information, A to Z Index, Resources, and Support for Research.

If you have not yet registered, select the link for **New users** on the right and follow the instructions. There is useful online help, and detailed information on all features of the database, including **ESDS Guides** which you can download. Certain datasets require individual registration - you may be prompted to do this as you proceed. Once your registration has been confirmed by e-mail, you can do some practice on ESDS. (This usually takes 24 hours.)

Once you have access, click on Login, top right.



Click on **Login via UK Federation**:

Login

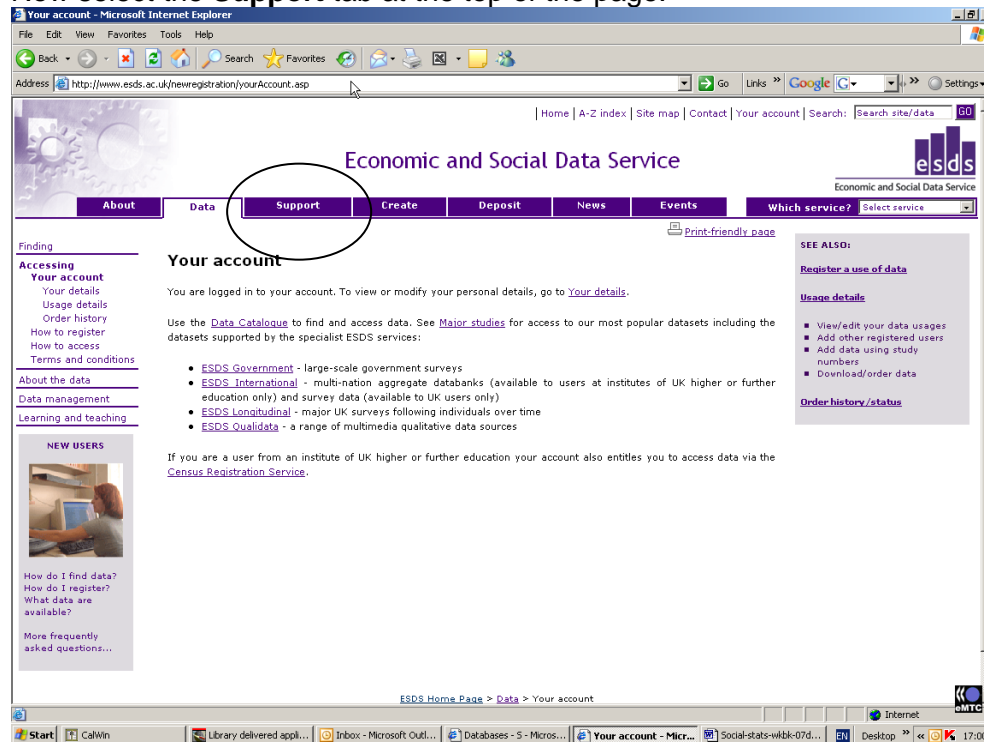
[Login via UK federation](#)

If you need help logging in or registering, see:

You may first be asked to select Warwick from a list of universities.

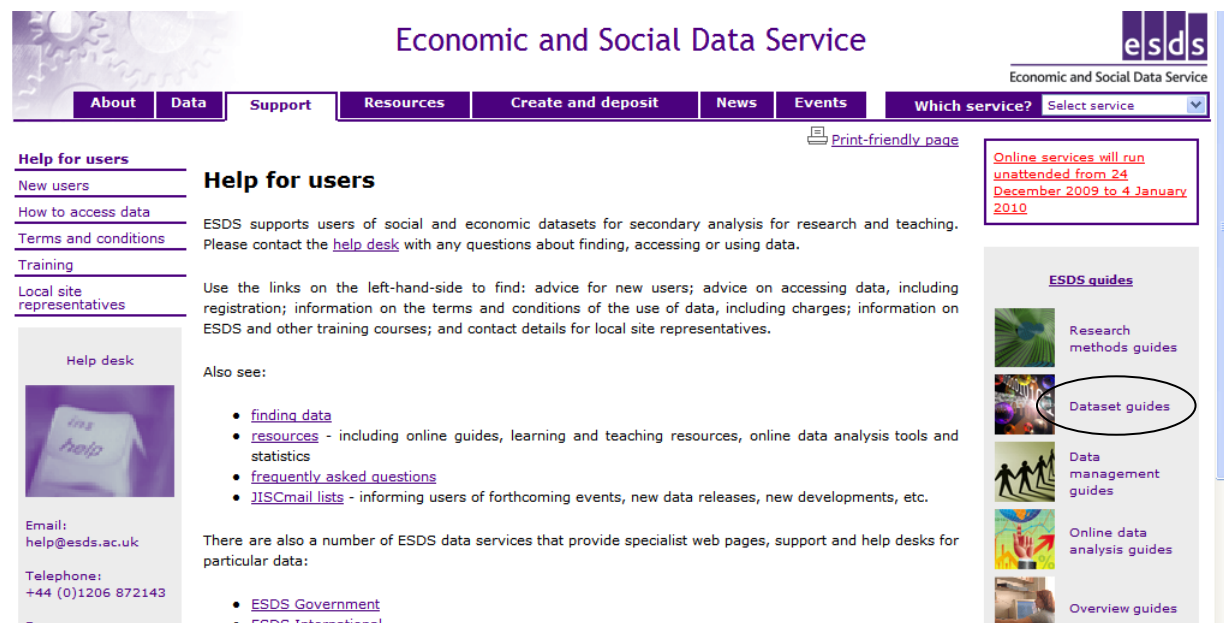
Action: Enter your Warwick username and password.

Now select the **Support** tab at the top of the page:



On ESDS you can access and download a wide range of data, and create tables with your own choice of variables.

See the **Dataset guides**, available via the right hand links:



You can print out these user guides in the Library, The Learning Grid, or in IT Service's Computer Centre on the ground floor of the Library building.

Action: Click on the ESDS logo at the top right of the screen to return to the home page -



then select the link in the centre, to ESDS International.

The image shows a webpage titled "ESDS Services" with the subtitle "specialist support for key economic and social data for teaching and research". There are four service categories listed, each with a small image and a description:

- ESDS Government** - large-scale government surveys, such as the Labour Force Survey and the General Household Survey
- ESDS International** - multi-nation aggregate databanks, such as World Bank, and survey data including Eurobarometers
- ESDS Longitudinal** - major UK surveys following individuals over time, such as the British Household Panel Survey
- ESDS Qualidata** - a range of multimedia qualitative data sources

Action: Select the **Data** tab:

The image is a screenshot of a Microsoft Internet Explorer browser window displaying the ESDS International website. The address bar shows "http://www.esds.ac.uk/international/". The website has a navigation menu with tabs for "About", "Data", "Support", "News", and "Events". The "Data" tab is selected and circled in red. The main content area is titled "About ESDS International" and provides information about the service, including a list of services provided and a link to the "Access data" section. The footer contains copyright information for 2003-2006 and logos for the University of Essex, MIMAS, and JISC.


Scroll down to view all the macro datasets. Select any dataset – e.g. **World Bank World Development Indicators** (at the end of the list):

View the information about this data set, then select the final link to **Access World Bank data...**

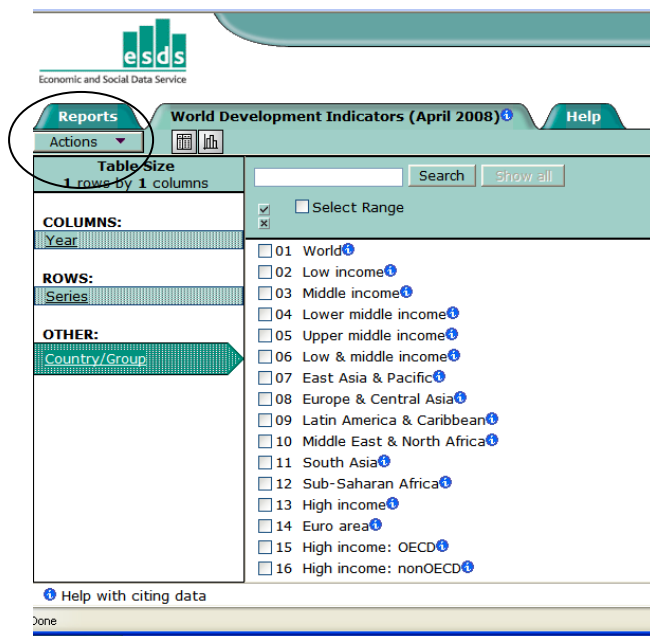
World Bank World Development Indicators	
Creator	The World Bank Group
Countries covered	Over 200 countries and 18 country groups
Subjects covered	The World Development Indicators contains statistical data on over 700 development indicators. Data includes social, economic, financial, natural resources, and environmental indicators.
Periodicity & time range	Annual time series data from 1960 onwards.
Citation information	Publications based on ESDS data collections should always acknowledge the data source with a citation in the reference section. The bibliographic citation for this database is: World Bank, World Development Indicators, ESDS International, University of Manchester
Further information	World Development Indicators user guide : for further information on the dataset Guide to accessing World Development Indicators via Beyond 20/20 WDS
Access data	*** Access World Bank data via Beyond 20/20 WDS ***

You may see a message about “Shibboleth” (or off-campus) access, then the dataset options will appear.

Action: select **World Development Indicators:**



The **Help** tab will provide detailed instructions on how to produce a table of data according to your choice.



You need to select the following variables:

- Regions or countries – tick the boxes as required, e.g. high-income countries by category
- Click on the **Actions** bar at the top left
- Click on **Select items to view**
- Select **Series**
- Tick some variables, e.g. for unemployment by various categories, and urban population
- Click as before on **Actions**, **Select items to view**, then **Year** e.g. 1964, 1974, 1984 and so on
- Now hover the cursor over the 2 images near the top left – **View as table** or **View as chart**. Click on View as table (the left hand image):



To see all the data you have selected, click on the hatched bar next to **Country/group** and drag the cursor down to the bar labelled **Year**.

Economic and Social Data Service

Reports World Development Indicators (April 2008) Help

Actions

OTHER: Country/Group - Australia

Year	1964	1974	1984	1994	2004
Series	↑↓	↑↓	↑↓	↑↓	↑↓
Unemployment, female (% of female labor force) (SL.UEM.TOTL.FE.ZS)	9.50	9.40	5.70
Unemployment, male (% of male labor force) (SL.UEM.TOTL.MA.ZS)	8.70	10.00	5.40
Unemployment, total (% of total labor force) (SL.UEM.TOTL.ZS)	9.00	9.70	5.50
Urban population (SP.URB.TOTL)	9,279,777.00	11,771,589.40	13,299,446.40	15,348,158.00	17,716,825.28

The screen should change in a few seconds, to display all the variables in one table. Note the options to print or download the data – click again on the **Actions** bar for these options.

Economic and Social Data Service

Reports World Development Indicators (April 2008) Help

Actions

OTHER:

Year	1964				1974		
	Unemployment, female (% of female labor force) (SL.UEM.TOTL.FE.ZS)	Unemployment, male (% of male labor force) (SL.UEM.TOTL.MA.ZS)	Unemployment, total (% of total labor force) (SL.UEM.TOTL.ZS)	Urban population (SP.URB.TOTL)	Unemployment, female (% of female labor force) (SL.UEM.TOTL.FE.ZS)	Unemployment, male (% of male labor force) (SL.UEM.TOTL.MA.ZS)	Unemployment, total (% of total labor force) (SL.UEM.TOTL.ZS)
Country/Group	↑↓	↑↓	↑↓	↑↓	↑↓	↑↓	↑↓
Australia	9,279,777.00
Austria	4,711,395.00
Bangladesh	3,584,107.86
Brazil	40,345,542.45

Remember -

- Sometimes gaps may appear in an international dataset because countries did not collect certain data, or they preferred not to provide it.
- To view and download data, you need to follow the steps to build up a table to your own specifications, set out in the ESDS workbook. Once you have mastered the techniques, this is a very flexible service.
- ESDS is a free academic service, hosting data from various international organisations, the UK official time series which we saw on the National Statistics site, and the results of UK academic social surveys.
- You may like to look at the data found within ESDS Government, ESDS Longitudinal and ESDS Qualidata – all recommended, depending on your subject area
- There are interesting specialised surveys – e.g. Welsh historical statistics – housing; or Family life of old people, 1965 to 1955. (Part of the **UK Data Archive**.) This workbook is not attempting to cover all of it.
- If you find the database difficult to use, or have any queries, I am happy to help, but you can also contact ESDS staff by e-mail and they are very good at providing support for users.

4. Eurostat – official EU statistics

Eurostat is the official statistical database of the European Commission. To access it follow the links from the Library home page, as before, to Useful Websites for Statistics, then select **European Statistics**.

Alternatively, you could use the official EU portal, Europa - http://europa.eu/index_en.htm , and follow the links to Institutions and Bodies – European Commission – Statistics (via their A-Z Index).

Like the UK National Statistics site, Eurostat is partly intended for browsing by topic. Take some time to explore a theme which interests you.

Action: Select the **Statistics** tab : (this allows you to browse by theme)

The screenshot shows the Eurostat website interface. At the top, there is a navigation bar with the Eurostat logo and the tagline 'Your key to European statistics'. Below this, there are several tabs: 'Home', 'Statistics', 'Publications', 'About Eurostat', and 'Help'. The main content area is divided into several sections. On the left, there is a 'Statistics Database' section with a list of 'Most popular database tables' including 'GDP per capita in PPS', 'Real GDP growth rate', 'Total population', 'Unemployment rate', 'Employment rate', 'Inflation (monthly)', and 'Inflation rate (annual)'. In the center, there is a 'Latest news releases' section with a table of recent statistics. On the right, there is a search bar, a 'Log in | Register | Log off' link, and sections for 'Statistics Explained' and 'Country profiles'.

Date	Topic
18.12.2009	Euro area external trade surplus 8.8 bn euro
18.12.2009	EU27 real agricultural income per worker down by 12.2%
17.12.2009	Construction output down by 0.6% in the euro area
16.12.2009	Foreign citizens made up 6% of the EU27 population
16.12.2009	Euro area annual inflation up to 0.5%
15.12.2009	Euro area hourly labour costs rose by 3.2%
15.12.2009	GDP per inhabitant in the Member States ranged from 41% to 276% of the EU27 average in 2008

Action: Select **Population**, towards the right, below the heading “Population and social conditions”:

- **Population and social conditions**
 - Population
 - Health (Public health/ Health and safety at work)
 - Education and training

Explore the links on the left, to data and publications about demography, international migration and asylum, and population projections.

Action: select International migration and asylum:



e.g. links to tables –



- [Recent migration trends: citizens of EU-27 Member States become ever more mobile while EU remains attractive to non-EU citizens - Issue number 98/2008 \(Statistics in Focus, released on 18 November 2008\)](#)
- [40% of immigrants who settled in the EU27 were citizens of EU27 Member States \(News Release, released on 18 November 2008\)](#)
- [Acquisition of citizenship in the European Union - Issue number 108/2008 \(Statistics in Focus, released on 10 December 2008\)](#)
- [EU27 Member States granted citizenship to 735 000 persons in 2006 \(News Release, released on 10 December 2008\)](#)

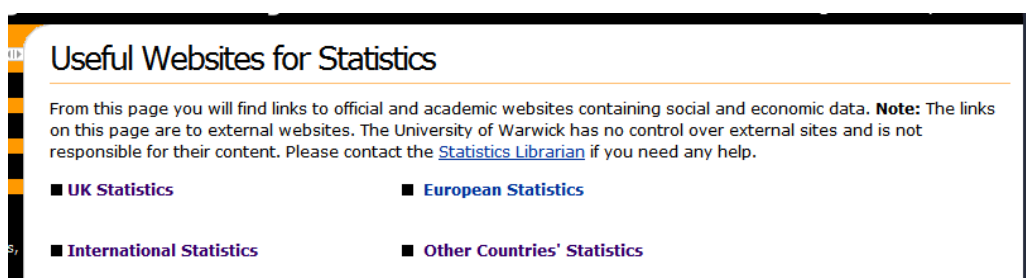
When you have explored this, you may like to return to the Statistics page and select another topic, e.g. **External trade**

Eurostat is intended for browsing, Searching for specific topics is also possible, via the top right link on the Home page. The search results can be rather broad.

Data in the longer time series is typically available for the last 10 years and as yet there is no commitment to archive data online on Eurostat. The Library has CD-ROMs which may be used to provide a snapshot of data going back in time. Please contact the Statistical Data Librarian if you wish to obtain older EU data.

5. Useful free websites for statistical data.

From the Library website for useful Websites for Statistics, the following international sources are especially recommended:



Useful Websites for Statistics

From this page you will find links to official and academic websites containing social and economic data. **Note:** The links on this page are to external websites. The University of Warwick has no control over external sites and is not responsible for their content. Please contact the [Statistics Librarian](#) if you need any help.

- [UK Statistics](#)
- [European Statistics](#)
- [International Statistics](#)
- [Other Countries' Statistics](#)

ASEAN – trade and macroeconomic data for South-East Asian countries
 Demographic health surveys – health data for developing countries, provided by Measure DHS

FAO (Food and Agriculture Organization) website – food and agriculture data worldwide

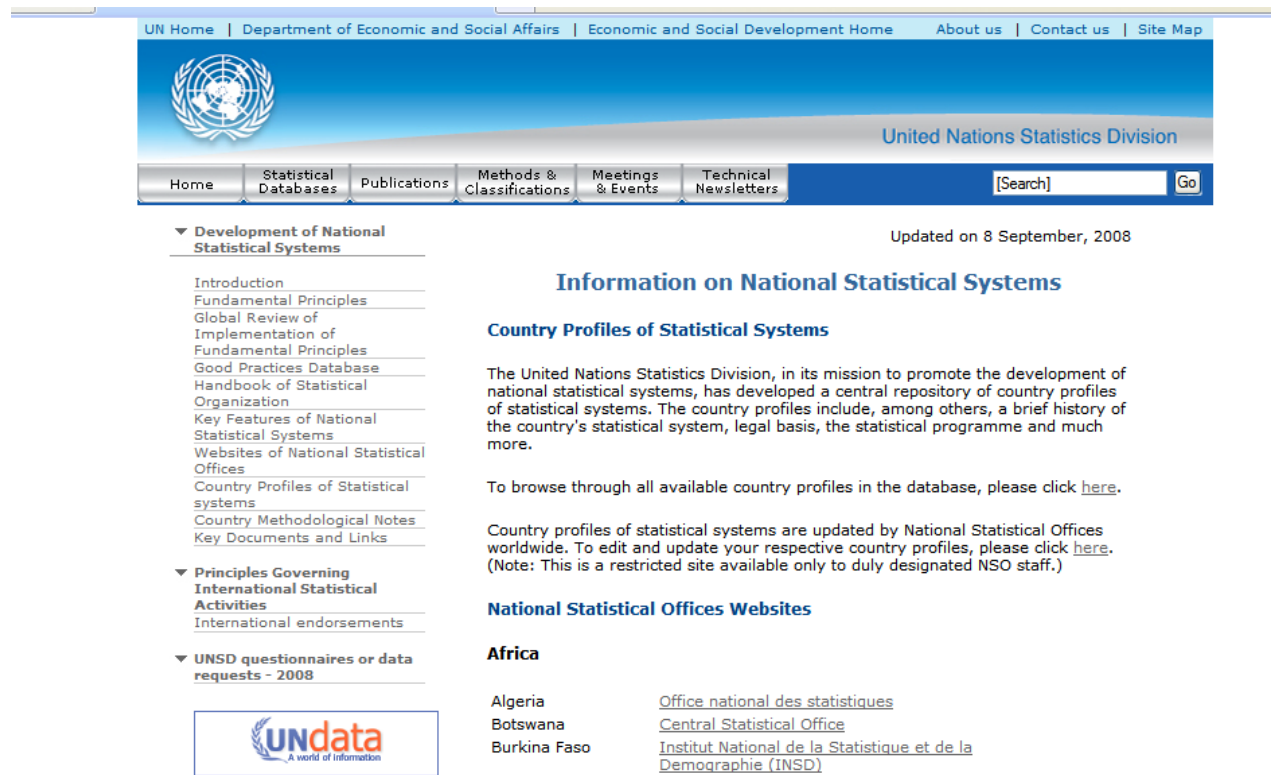
UNESCO Institute for Statistics – educational data worldwide

WHO (World Health Organization) – health data worldwide

See also the UN links to the websites of various countries' statistical institutes from the Library recommended websites for **other countries** –



This list is provided on the UN Statistics Division website.



6. Printed statistics

Printed statistical serials are held on Floor 4 of the Library and most may be located using the online catalogue. There is a guide to finding printed statistics, available on the Library website via the link to help, and then Guides, and also printed copies in the display stand in the Floor 4 lift lobby – please help yourself to one of these.

The Library takes major UK official statistical series in print, and sometimes the printed version is easier to browse. Some useful series for Social Scientists include:

The annual abstract of statistics, 41 A

Regional trends, 41 A

Social trends, 41 J

Statistics of education 41 JE

You will also find selected material, official and otherwise, for other countries, including the Statistical abstract of the United States (72 A).

Material is arranged by country, each country having a numerical code, with letters to subdivide the material by subject.

Historical statistics are held in the External Store, available on request within one or two working days. This material is in process of being recorded – I can advise you on what is available. I hope this workbook will assist you to find statistics more easily; please do contact me if you need other information.

Helen Riley, Statistical Data Librarian

helen.riley@warwick.ac.uk

You are very welcome to e-mail me to place an enquiry or make an appointment, or to ask for me at the Floor 1 staff point if you are in the building. You may also telephone me on 024 7657 2712. The team office is on Floor 3.

Helen Riley.

6.1.2010