

# OHCAO CARDIAC ARREST OVERVIEW LAS 2020

## Demographics

**12,875**

OHCA calls attended



**4,695**

Patients treated  
by ambulance  
service clinicians

## OHCA incidence (per 100,000)

All cases  
(Age/gender adjusted)



**69.9**

Males  
(Age adjusted)



**96.8**

Females  
(Age adjusted)



**46.2**

## Age of cases

Median Age  
**67.1yrs**  
Mean Age  
**64.4yrs**

## Age Distribution



**1.7%**

<15yrs



**44.2%**

15-64yrs



**54.1%**

65+yrs

## Sex Distribution

**65.4%**

Median Age  
**64.4yrs**  
Mean Age  
**62.5yrs**




**34.6%**



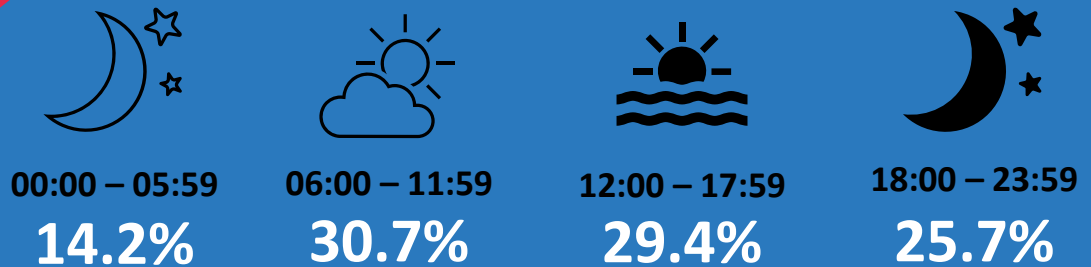
Median Age  
**72.2yrs**  
Mean Age  
**68.1yrs**

# OHCAO CARDIAC ARREST OVERVIEW LAS 2020

## Where did people have a cardiac arrest?



## Time of Day



Median EMS  
Response time

**6.8 mins**



\*national averages used

**90th**  
percentile time:  
**15.9**  
mins




Proportion of cases  
reached in 7 mins  
**51.5%**

# OHCAO CARDIAC ARREST OVERVIEW LAS 2020

## Aetiology


Presumed cardiac

73.2%



Trauma

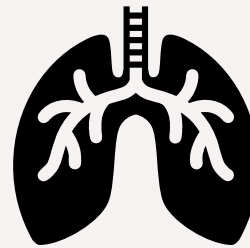
4.3%



Overdose



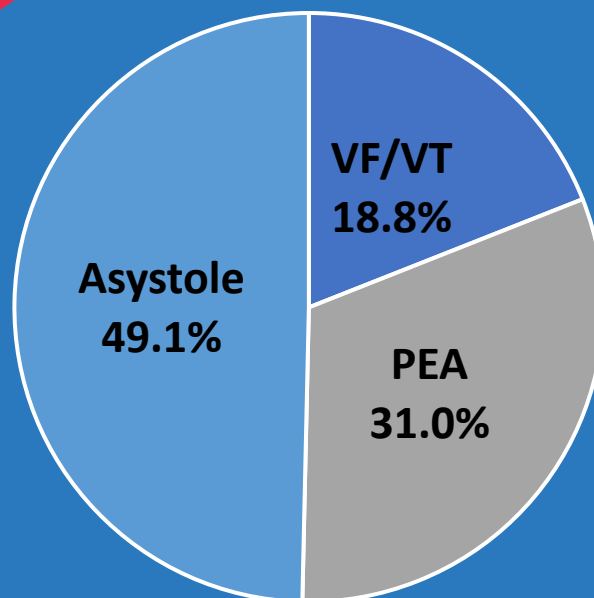
1.8%



Asphyxia

3.9%

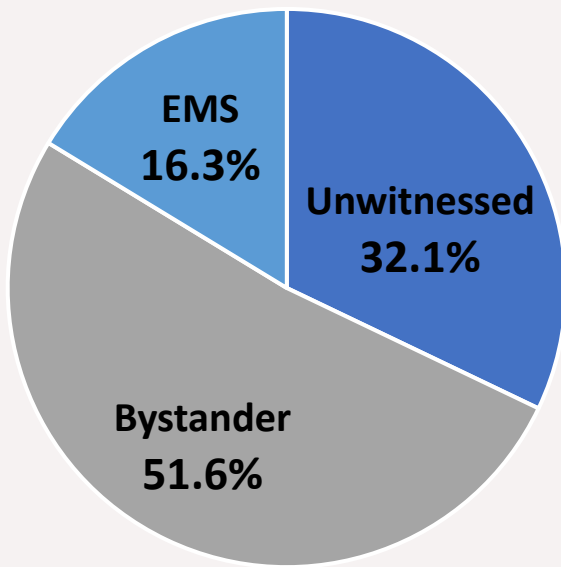
## Initial Rhythm



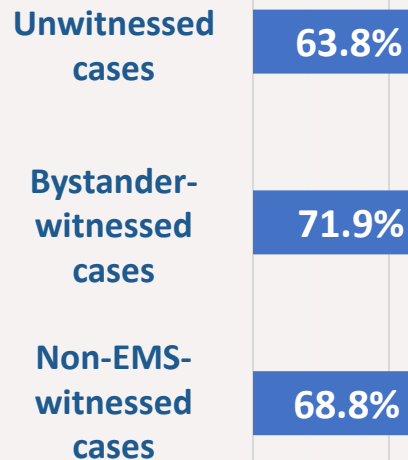
# OHCAO CARDIAC ARREST OVERVIEW LAS 2020

## Bystander Interventions

### Who witnessed cardiac arrest?



### Bystander CPR rates:




\*Non-EMS-witnessed cases is the combination of unwitnessed and bystander-witnessed cases

## Public Access Defibrillator use

All cases  
**4.6%**

Bystander witnessed cases  
**5.1%**




Unwitnessed cases  
**6.2%**

# OHCAO CARDIAC ARREST OVERVIEW LAS 2020

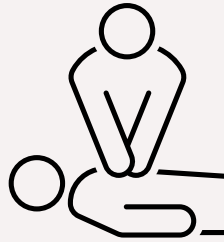
## Clinical Outcomes

Declared dead  
on scene



**59.3%**

Admitted with  
ongoing CPR



**13.9%**

Admitted  
with ROSC




**26.8%**

Admitted to  
hospital with  
ROSC

**26.8%**

UCG<sup>x</sup>

**50.2%**



Survived to  
discharge

**7.2%**

UCG<sup>x</sup>

**26.5%**

Paramedics  
successful in  
restarting

**1257**  
hearts

**331**

lives saved

<sup>x</sup>Utstein Comparator Group: bystander witnessed, shockable rhythm

# OHCAO CARDIAC ARREST OVERVIEW LAS 2020

## Utstein Comparator Group<sup>x</sup> Flow Chart

RESUSCITATION ATTEMPTED  
N = 4,695

NOT WITNESSED (INC.  
NOT RECORDED)  
N = 1,507 (32.1%)

BYSTANDER  
WITNESSED  
N = 2,424 (51.6%)

EMS WITNESSED  
N = 764 (16.3%)

INITIAL RHYTHM VF/VT  
N = 613 (25.6%)

OTHER RHYTHM  
N = 1,784 (74.4%)

BYSTANDER CPR  
N = 472 (77.0%)

BYSTANDER CPR  
N = 1,254 (70.3%)

ROSC NOT  
ACHIEVED  
N = 232 (37.8%)

ROSC AT ANY TIME  
N = 381 (62.2%)

ROSC AT HOSPITAL HANDOVER  
N = 308 (50.2%)

OUTCOME DATA  
N = 577 (94.1%)

NO OUTCOME DATA  
N = 36 (5.9%)

DIED IN HOSPITAL  
N = 206 (35.7%)

SURVIVED TO  
DISCHARGE  
N = 153 (26.5%)

EFFORTS STOPPED  
ON SCENE  
N = 218 (37.8%)

<sup>x</sup>Bystander witnessed, shockable rhythm