

# OHCAO CARDIAC ARREST OVERVIEW

## SCAS 2021

### Demographics

**4,534**

OHCA calls attended



**2,409**

Patients treated by ambulance service personnel



### OHCA incidence (per 100,000)

All cases  
(Age/gender adjusted)



**57.0**

Male  
(Age adjusted)



**80.1**

Female  
(Age adjusted)



**36.3**

### Age of patients

Median Age  
**70.0yrs**  
Mean Age  
**66.1yrs**

### Age Distribution



**1.1%**

<15yrs



**39.7%**

15-64yrs



**59.2%**

65+yrs

### Sex Distribution

**65.8%**

Median Age  
**69.0yrs**  
Mean Age  
**65.4yrs**



**34.2%**

Median Age  
**71.0yrs**  
Mean Age  
**67.5yrs**




# OHCAO CARDIAC ARREST OVERVIEW

## SCAS 2021

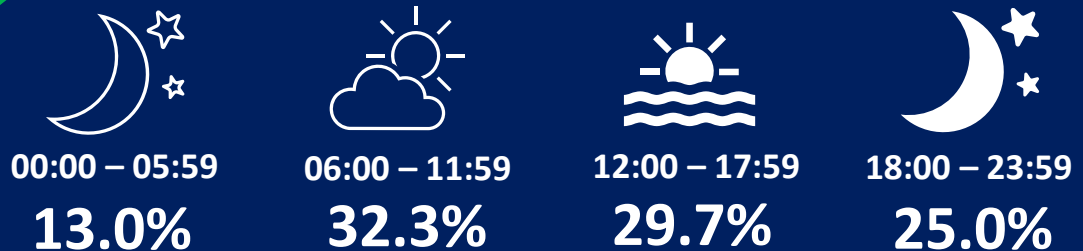
*\*Regional data not available - national averages presented*

### Where did people have a cardiac arrest?



### When did people have a cardiac arrest?

#### Time of Day



#### Median EMS Response time



**6.4 mins**

**90th**  
percentile time:

**14.0**  
mins

#### Proportion of cases reached in 7 mins



# OHCAO CARDIAC ARREST OVERVIEW

## SCAS 2021

### Aetiology\*

Presumed cardiac

90.0%



Trauma

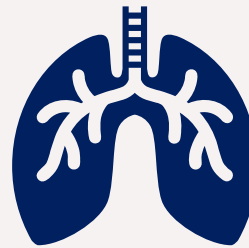
3.0%



Overdose



2.1%

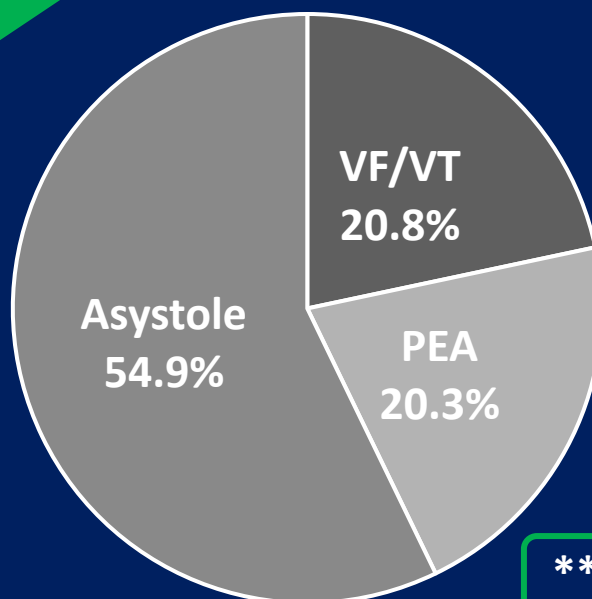


Asphyxia

4.1%

\*Other/missing 0.8%

### Initial Rhythm\*\*



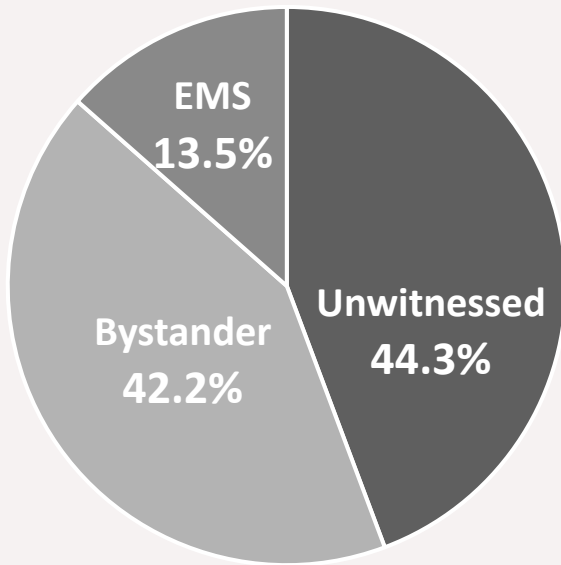
\*\*Other/missing 4%

# OHCAO CARDIAC ARREST OVERVIEW

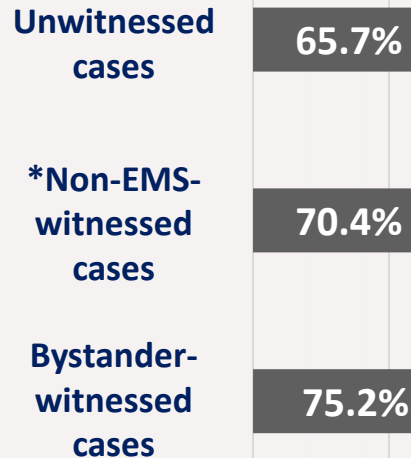
## SCAS 2021

### Bystander Interventions

#### Who witnessed cardiac arrest?



#### Bystander CPR rates:



\*Non-EMS-witnessed cases is the combination of unwitnessed and bystander-witnessed cases

### Public Access Defibrillator use\*

All cases  
**5.5%**

Bystander witnessed cases  
**6.8%**

Unwitnessed cases  
**5.5%**




\*national averages used as data missing

# OHCAO CARDIAC ARREST OVERVIEW

## SCAS 2021

### Clinical Outcomes

Declared dead  
on scene



**56.7%**

Admitted with  
ongoing CPR



**23.4%**

Admitted  
with ROSC



**19.9%**

Admitted to  
hospital with  
ROSC

**19.9%**

Utstein<sup>x</sup>

**41.3%**



30-day  
Survival

**8.7%**

Utstein<sup>x</sup>

**24.7%**

Ambulance  
service  
personnel  
successful in  
restarting

**480**  
hearts

**208**

lives saved

<sup>x</sup>Utstein Comparator Group: bystander witnessed, shockable rhythm

# OHCAO CARDIAC ARREST OVERVIEW SCAS 2021

## Utstein Comparator Group<sup>x</sup> Flow Chart

**RESUSCITATION ATTEMPTED**  
N = 2,409

**NOT WITNESSED (INC. NOT RECORDED)**  
N = 1,067 (44.3%)

**BYSTANDER WITNESSED**  
N = 1,017 (42.2%)

**EMS WITNESSED**  
N = 325 (13.5%)

**INITIAL RHYTHM VF/VT**  
N = 293 (30.1%)

**OTHER RHYTHM**  
N = 682 (69.9%)

**BYSTANDER CPR**  
N = 224 (76.5%)

**BYSTANDER CPR**  
N = 510 (74.8%)

**ROSC NOT ACHIEVED**  
N = 139 (47.4%)

**ROSC AT ANY TIME**  
N = 154 (52.6%)

**ROSC AT HOSPITAL HANDOVER**  
N = 121 (41.3%)

**OUTCOME DATA**  
N = 292 (99.7%)

**NO OUTCOME DATA**  
N = 1 (0.3%)

**DIED WITHIN 30 DAYS**  
N = 141 (48.3%)

**SURVIVED TO 30 DAYS**  
N = 72 (24.7%)

**EFFORTS STOPPED ON SCENE**  
N = 79 (27.0%)

<sup>x</sup>Bystander witnessed, shockable rhythm