

# OHCAO CARDIAC ARREST OVERVIEW EAST 2022

## Demographics

**11,848**

OHCA calls attended




**3,667**

Patients treated  
by ambulance  
service personnel

## OHCA incidence (per 100,000)

**All cases**  
(Age/gender adjusted)



**56.8**

**Males**  
(Age adjusted)



**80.0**

**Females**  
(Age adjusted)



**36.2**

## Age of patients

Median Age  
**70.0yrs**  
Mean Age  
**66.0yrs**

## Age Distribution



**1.3%**

<15yrs



**38.0%**

15-64yrs



**60.7%**

65+yrs

## Sex Distribution

**66.1%**

Median Age  
**69.0yrs**  
Mean Age  
**65.3yrs**



**33.9%**

Median Age  
**72.0yrs**  
Mean Age  
**67.3yrs**



# OHCAO CARDIAC ARREST OVERVIEW EAST 2022

## Where did people have a cardiac arrest?

77.2%



Home



22.8%

Non-home

## When did people have a cardiac arrest?

Time of Day\*



00:00 – 05:59

14.4%



06:00 – 11:59

30.2%



12:00 – 17:59

29.6%



18:00 – 23:59

25.8%



SUN

14.1%

MON

15.4%

TUE

13.8%

WED

13.8%

THU

14.2%

FRI

13.8%

SAT

14.9%

Median EMS  
Response time



7.0 mins

90th

percentile time:

16.0

mins

Proportion of cases  
reached in 7 mins



53.8%

\*National averages used as data not available

# OHCAO CARDIAC ARREST OVERVIEW EAST 2022

## Aetiology

Medical/Presumed  
cardiac

85.8%



Trauma

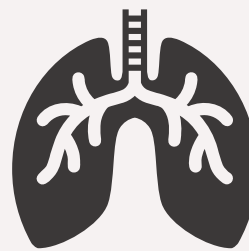
3.9%



Overdose



0.9%

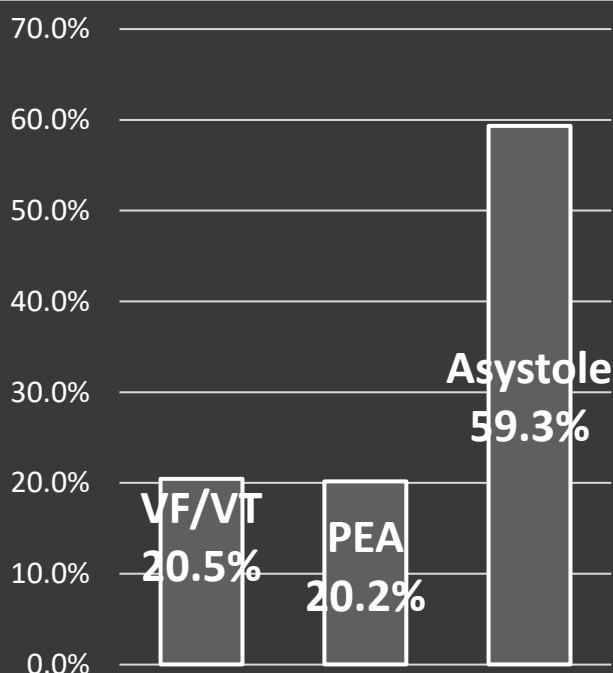


Asphyxia

4.6%

Other/missing 4.8%

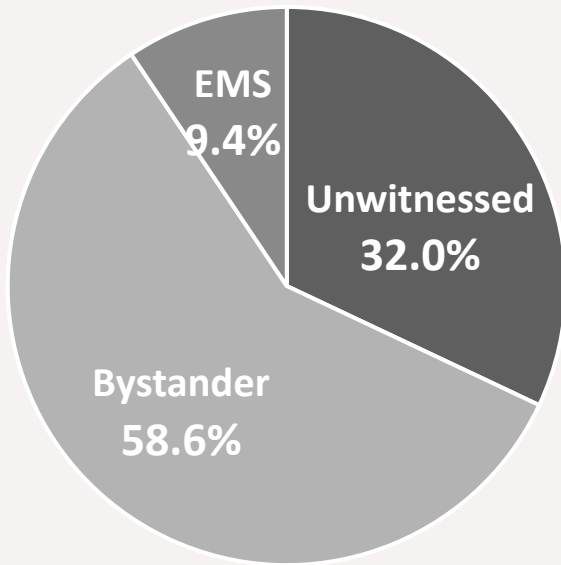
## Initial Rhythm



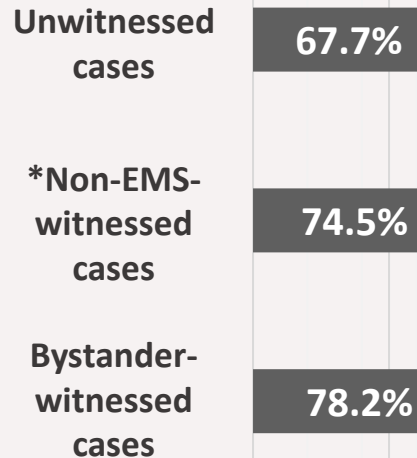
# OHCAO CARDIAC ARREST OVERVIEW EAST 2022

## Bystander Interventions

### Who witnessed cardiac arrest?



### Bystander CPR rates:



\*Non-EMS-witnessed cases is the combination of unwitnessed and bystander-witnessed cases

## Public Access Defibrillator use

All cases  
**8.1%**

Bystander witnessed cases  
**9.5%**


Unwitnessed cases  
**7.7%**



# OHCAO CARDIAC ARREST OVERVIEW EAST 2022

## Clinical Outcomes

Declared dead  
on scene



**69.7%**

Admitted with  
ongoing CPR



**7.6%**

Admitted  
with ROSC




**22.7%**

Admitted to  
hospital with  
ROSC

**22.7%**

Utstein<sup>x</sup>

**43.4%**



30-day  
Survival

**5.8%**

Utstein<sup>x</sup>

**21.5%**

Ambulance  
service  
personnel  
successful in  
restarting

**832**  
hearts

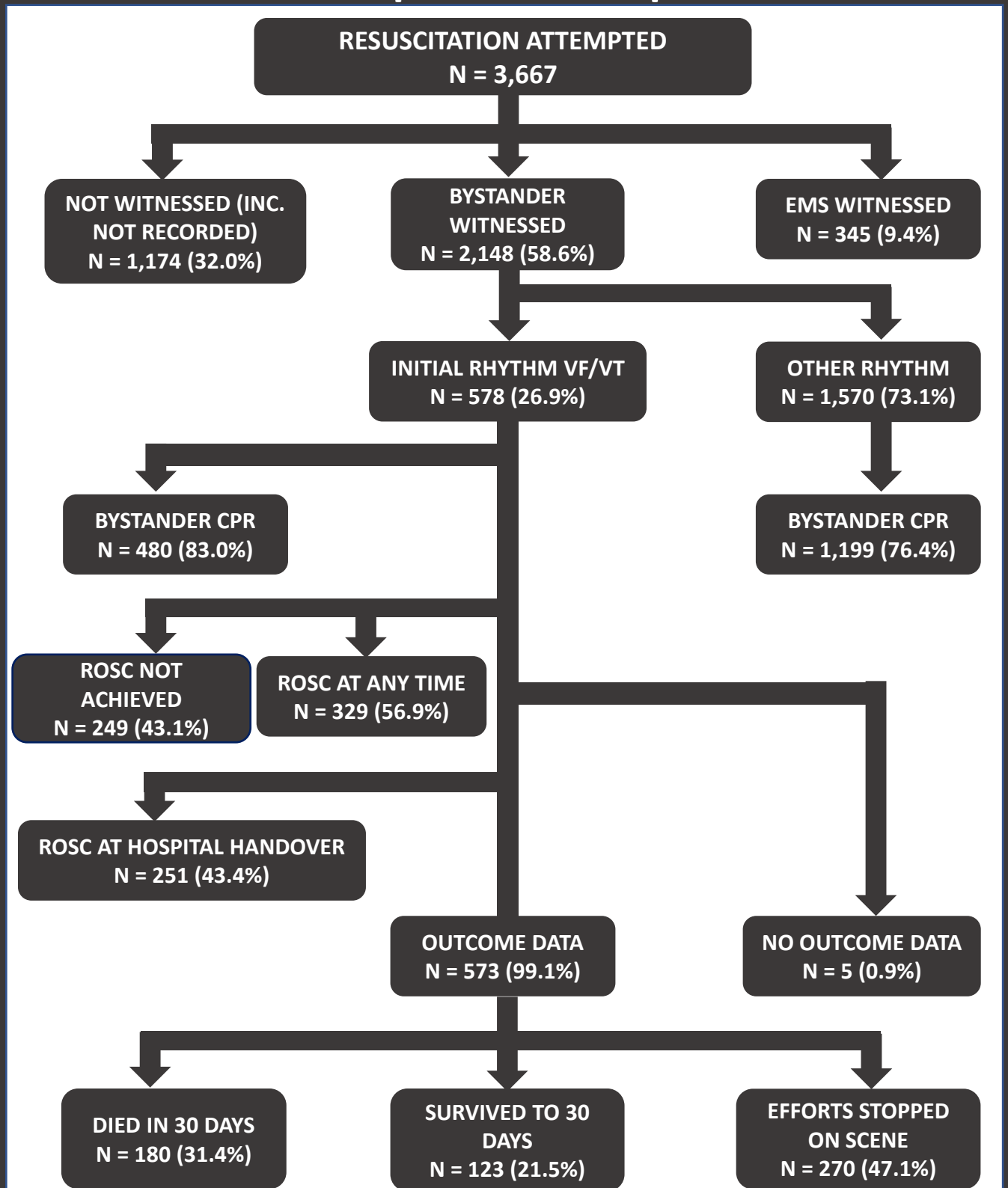
**210**

lives saved

<sup>x</sup>Bystander witnessed, shockable rhythm

# OHCAO CARDIAC ARREST OVERVIEW EAST 2022

## Utstein Comparator Group<sup>x</sup> Flow Chart



<sup>x</sup>Bystander witnessed, shockable rhythm