
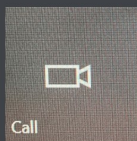


Surface Hub 84 Quickstart Guide

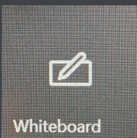
Switch the Surface Hub on.
(The button is on the right hand side of the screen.)



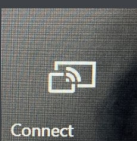
Tap on an option:



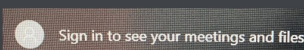
Use the remote keyboard and mouse to invite attendees and jump straight into a Teams meeting.



Use the whiteboard. The Surface Hub pen is on the side of the screen (but a finger will do).



Cast the screen from your phone, tablet or laptop to the Surface Hub.



Sign in with your Warwick credentials to access your calendar, apps and files.



Tap the Windows icon to view your apps.

Present a PowerPoint, join a scheduled Teams meeting - *and much, much more!*

When you've finished, tap End session to log out.

