

# WELCOME

Use this guide to navigate the Library, and explore the essential locations.

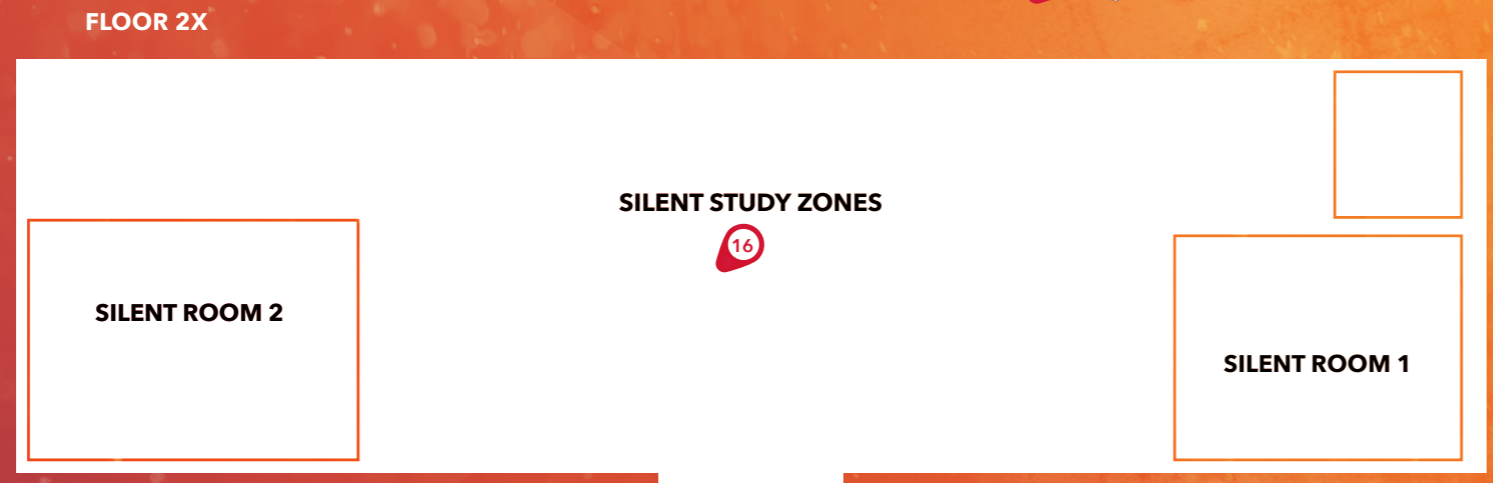
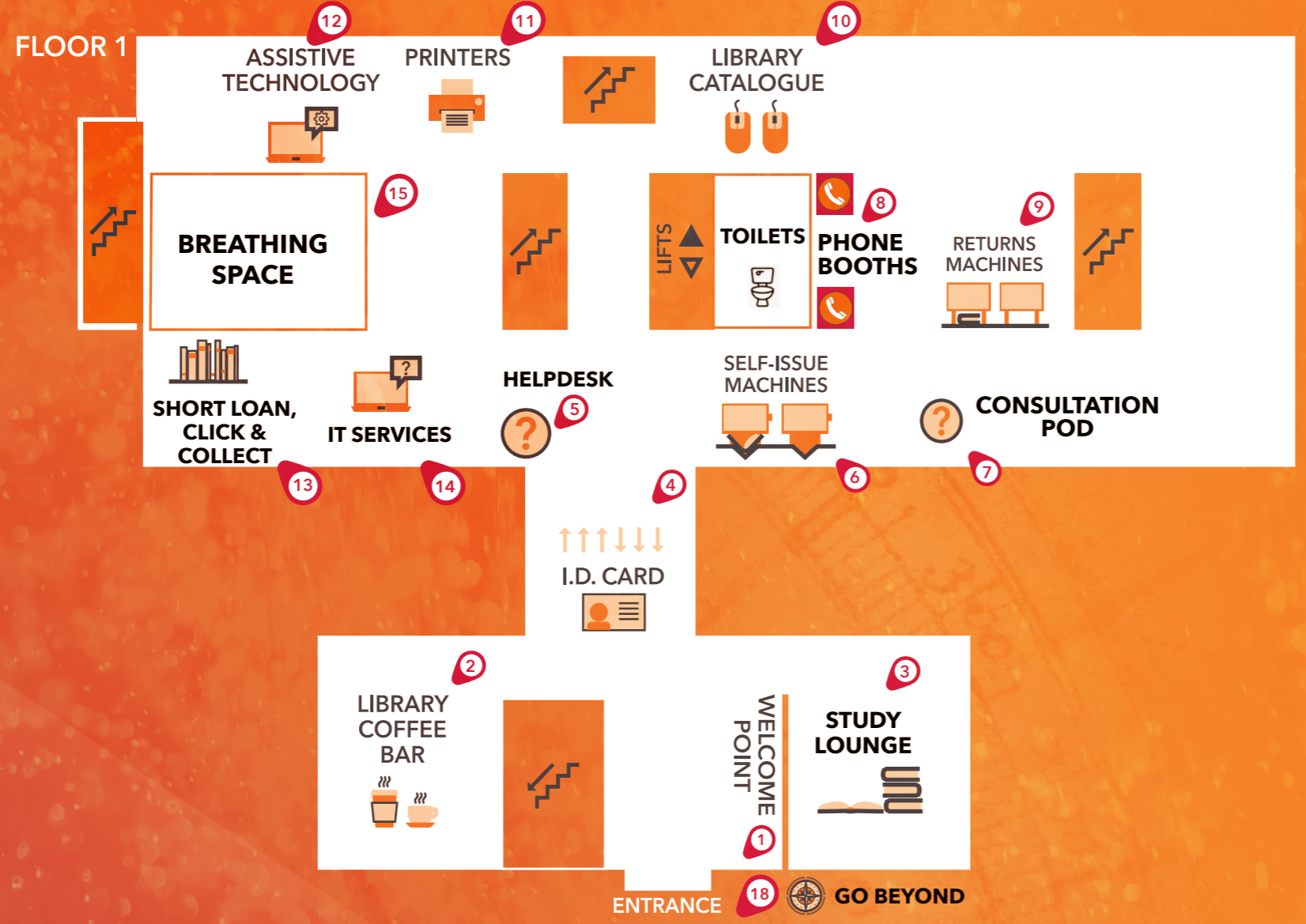
If you're physically in the building, follow the map to find the tour stops positioned around the Library which contain more information. Scan the QR codes along the way to listen to the information and see helpful videos.

If you are using the guide virtually, scan the QR code below to listen to more information and see some helpful videos from inside the Library.



We hope you enjoy the tour!

Don't hesitate to visit the Helpdesk for further information and advice.



## GET STARTED

Find the numbered tour stops around the Library by following the map. Enjoy the tour!

Self Guided  
**LIBRARY TOUR**

warwick.ac.uk/library

## WELCOME POINT

1



As you arrive in the Library building, you'll see our Welcome point. Our staff can help with queries about accessing the zones and other general enquiries. You can also get a temporary day pass from here if you have forgotten your I.D. card.

## LIBRARY COFFEE BAR

2



Visit the Library Coffee Bar when you need to refuel with drinks and cold food.

You can take hot drinks and cold food into the Library, but not hot food.

## STUDY LOUNGE

3



A popular spot to read, relax and make the most of our comfy seating.

This lounge is intended for study, so please respect the study needs of those around you.

## ENTRANCE BARRIERS

4



Your University I.D. card will swipe you in and out of the Library at the barriers. The alarms will sound if you've forgotten to check out a book at the self-issue machines.

## SELF-ISSUE MACHINES

6



Borrow books using the self-issue machines. You'll need your University card to do this.

## CONSULTATION POD

7



The Consultation pod is used for 1:1 support and advice from your Library team. Ask at the Helpdesk for information.

## RETURNS MACHINES

9



Return your books here any time. The Library is usually open 24 hours.



## the lib



## HELPDESK

5



Come to the Helpdesk if you need any assistance. We're usually here from 8.30am - 9.30pm, including weekends.



## PHONEBOOTHS

8



We have two telephone booths in the Library. They don't actually have pay phones in them, but they are sound proofed so you can take private mobile phone calls, and you won't disturb those around you.



## LIBRARY CATALOGUE

10



Use the Library catalogue machines to search for everything we have in the Library and to quickly find a book on the shelves.

## PRINTERS

11



Print, photocopy and scan from any of the 5 floors of the Library.




## ASSISTIVE TECHNOLOGY

12



Use this area if you need any assistive technology to support your studies. We have a wide range of assistive software.

Email [library@warwick.ac.uk](mailto:library@warwick.ac.uk) for an individual induction.



## SHORT LOAN & CLICK AND COLLECT

13



### Short Loan

Need a very popular book? Books and DVDs in high demand often have a copy in this area. You need to return these by 11am the next weekday.

### Click & Collect

You can order up to 10 books from off our shelves using an online form, and then pick them up from this collection point!

## IT SERVICES

14



Contact IT Services for help with printing, setting up Wi-Fi, your university email account and much more.

15

## BREATHING SPACE

A popular spot to take a break from study, relax, and take a breath in a tranquil setting. Please respect the people around you in this quiet space.



## SILENT STUDY ZONES

16

Find our 2 silent study rooms on floor 2 extension. There are other noise zones around the Library including collaborative zones for group work, and quiet zones for independent work. Look out for the banners which remind you of which zone you're in.

## GO FURTHER

17



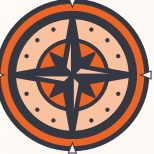
Wondering where all the books are? Go further up the Library floors to find them.

Floors 3, 4 and 5 are filled with books and study spaces too.



## GO BEYOND

18



Did you know the Library has other study space for you outside of the main building? Why not explore our Learning Grids!

Have you discovered the Modern Record Centre which holds over 15 kilometres of historic archives?

