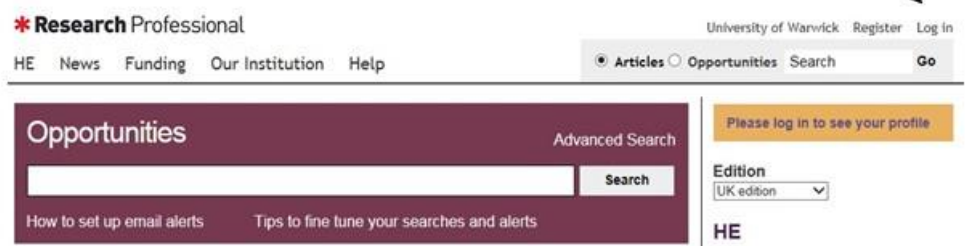



## Create an Account with Research Professional

Visit <https://www.researchprofessional.com/>

**1. Click on Log in.**




**2. Click on Create new account.**



**3. Enter first, last name and University email address and click on Create account button.**

You will then be prompted with the University of Warwick login screen. Enter your usual University login details and you'll gain access to the Research Professional system and will see that your name appears top right of the screen.



**4. From this point on, whenever you visit the Research Professional site you can login via the University of Warwick login when you will be prompted to login using your usual University login details. If already logged into a University system i.e. sitebuilder you won't be prompted for login details.**

