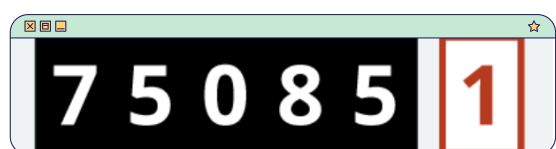


How to Read a Meter



You wouldn't guess the cost of your groceries, so why let your energy company do it for your utility bill? Learn how to read your meter so you can be sure you are only paying for what you use.

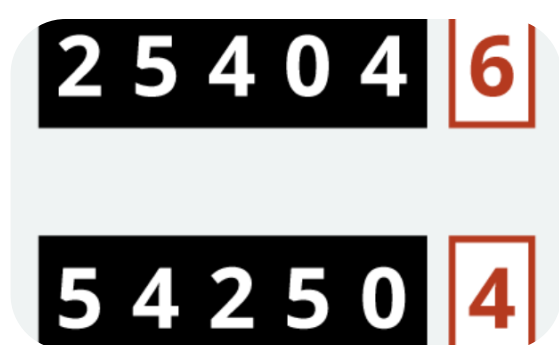
Single Rate Digital:



- 5 numbers from left to right
- Ignore the number in RED
- Reading is 75085

Reading: 75085

2 Rate Digital:



- 2 Rate meters are for those who have 2 rates
- Top rate will usually be low or night
- Bottom rate will be normal or day
- Ignore any numbers in RED

Reading: 25404 & 54250

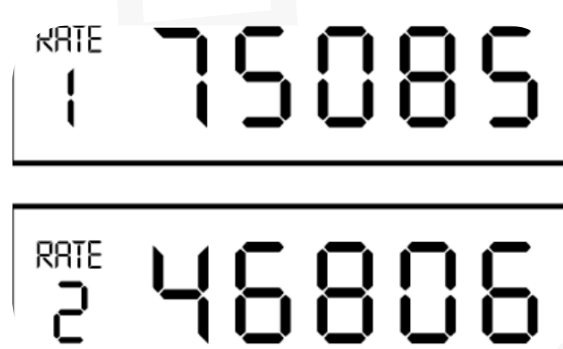
Dial Meter:



- Each dial will turn the opposite direction to its neighbour
- Check the directions before you read
- Read the first 5 numbers left to right
- Between 2 numbers? Use the lower one
- On a number? Underline this and check the next number, if its between 9 & 0 reduce your underlined number by 1


Reading: 15649

2 Rate Single Display:



- Some 2 rate or Dual meters only have 1 display
- You may press a button to go between the 2
- This one has 2 displays and you must take both readings
- Take the readings from left to right

Reading: 75085 & 46806



#nsmw23

How to Read a Meter



You wouldn't guess the cost of your groceries, so why let your energy company do it for your utility bill? Learn how to read your meter so you can be sure you are only paying for what you use.

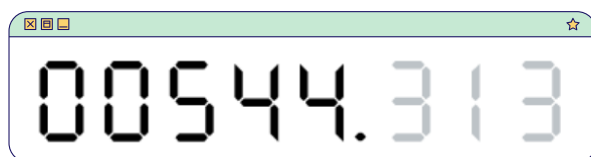
Dial Meter:



- Each dial will turn the opposite direction to its neighbour
- Check the directions before you read
- Read the first 4 numbers left to right
- Between 2 numbers? Use the lower one

Reading: 7241

Digital Metric:



- Write down the first 5 numbers left to right
- Ignore the numbers after the decimal point
- Ignore any numbers in RED

Reading: 00544

Digital Imperial:



- Write the 4 numbers from left to right
- Ignore any numbers in RED

Reading: 1860