



July 2024 / Alison Durham



Today's Session

- 01 Introduction to Warwick
- 02 Your Next Steps
- 03 Your Course
- 04 Questions

01

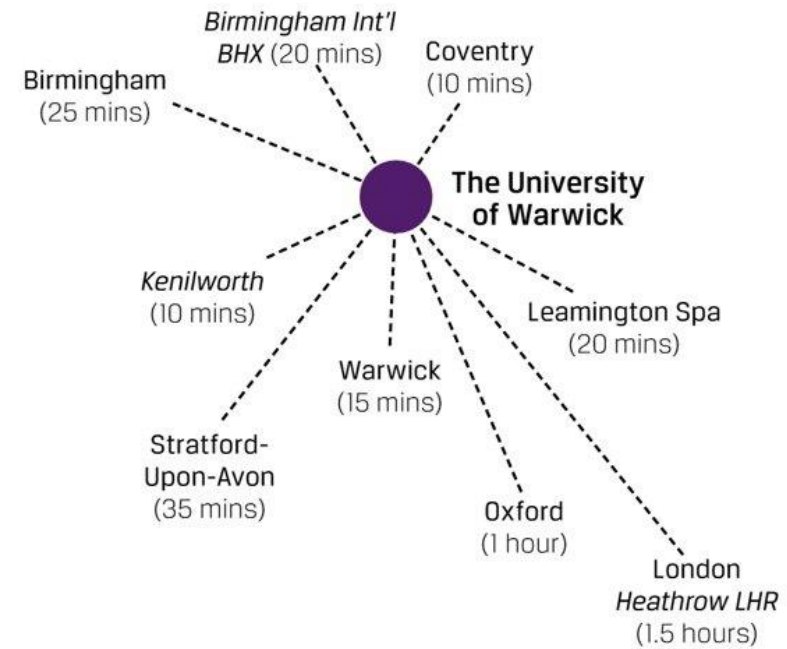
INTRODUCTION TO
WARWICK



About Warwick

Hopefully, you should already know...

- Located in **central England** – 1hr to the North of London, 25 minutes to Birmingham
- 28,597 students
- 10,453 international students (from approx. 150 nationalities)
- 7,739 staff



About Warwick

We're a campus university

- Everything you need located close by
- Sports Facilities, Library, Grocery stores, Heath Centre, Pharmacy, Post Office, Bank, Restaurants, all available on campus
- Accommodation available all around campus (but you can choose to live off-campus too)




An aerial shot of campus – there have been lots of new buildings added since this was taken!

Outside of study

What's happening on campus?

- The **Student Union** is run by students, for students. It is located in the heart campus, and is the central hub for students to meet and socialise. The SU uses the revenue from food and drink outlets to fund other activities including:
 - Academic representation
 - Student Advice Centre
 - Job opportunities and volunteering
 - Nearly 300 clubs and societies!
- Sports and Wellness – an excellent facility on campus with climbing walls, swimming pool and fitness centre. There are also more than 65 different sports clubs to join.
- International Community – advice from our Immigration team, access to intercultural training as well as global celebrations throughout the year.
- Warwick Arts Centre – includes a theatre, cinema, music centre and art gallery, and is located in the centre of campus.





Campus life

Wellbeing and Support

We're here every step of the way

- Residential Community
- Chaplaincy
- Personal Tutor
- Senior Tutor
- Counselling
- Disability Services
- Warwick SU
- Student Opportunity



02

YOUR NEXT STEPS

Your Offer

- Your offer will either be **conditional** or **unconditional**
- If it's **conditional**, then you need to meet these conditions before you can confirm your place at the University
- If it's **unconditional**, then usually you will be ready to apply for your visa and enroll online
- **IFP students** need to pay an academic deposit, as well as receive an unconditional offer, before the visa process can begin

Confirmation of Acceptance for Studies (CAS)

How does this work?

- A virtual document including a unique reference number that you'll need for your visa application
- Before a CAS is issued, you'll be asked to confirm that all the details that the University holds are correct – you'll receive an email asking you to do this once you have an unconditional offer
- When your CAS is issued, it will be in an email – check this email carefully and let us know if there are any errors
- A CAS is a 'live' document which can be updated when you pay fees – you should always wait for email confirmation from Student Finance

- The University's [Immigration website](#) has lots of materials to help you as you apply for your visa and prepare your supporting documents

Immigration Health Surcharge (IHS)

How does this work?

- Most people applying for a UK visa for more than 6 months must pay an additional fee to access free healthcare during their stay
- An **IHS Reference number** will be required on your visa application and **your visa will not be considered until the IHS has been paid**
- The current fees for students (and their dependants) is **£776** per person per twelve months of leave granted (or £338 per 6 months of leave)
- You can find out exactly what you need to pay on the UK Government website – www.immigration-health-surcharge.service.gov.uk/checker/type

Applying for your visa

How does this work?

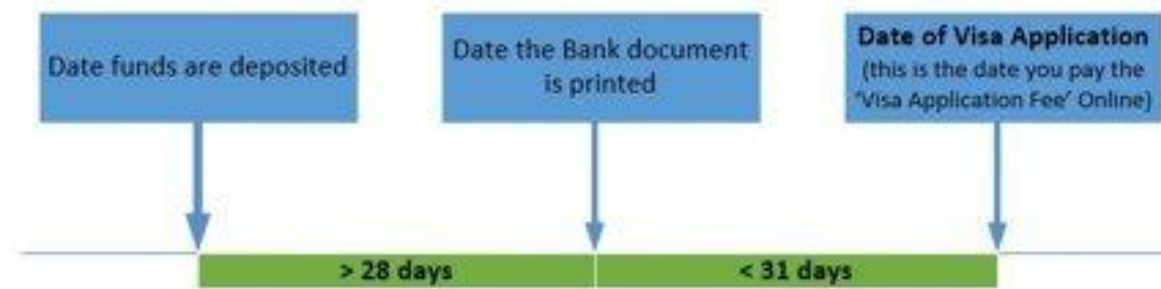
- The visa application form can be found online via [Student visa : Apply - GOV.UK \(www.gov.uk\)](https://www.gov.uk)
- You should have all your supporting documents ready when you apply online – the ‘Date of Application’ is the date you apply and make payment online
- You will need to register your email address so that you can log back into your application form at a later stage
- Full step-by-step guidance is available on the University’s Immigration webpages <https://warwick.ac.uk/study/international/immigration/tier4/applying/entryclearance>
- You can also [download guidance here.](#)

Supporting Documents

- The documents you submit to support your visa application **must be original**
- If self-funded, funds must have been held for **28** consecutive days before the 'Date of Application'
- Always check currency conversion on the 'Date of Application' and 'Date of closing balance' if funds to evidence course fees and/or maintenance are not held in Pound Sterling (£)
- If using a parent's bank account, also include an original birth certificate and letter of consent
- Scholarship letters should meet specific formatting requirements
- Include official translations for any document not in English
- Remember to check your CAS for...
 - Evidence of qualifications used for admission
 - Confirmation of how English Language has been assessed
 - Any fees already paid to the University are properly recorded

Financial Documents

REMEMBER: Funds must have been held for a consecutive 28-day period ending no more than 31 days before the date of your application.



Biometric Residence Permit (BRP)

Collection and Right to Study checks

- A BRP card is proof of the holder's right to stay, work or study in the UK
- A BRP holds a migrant's biographic details (name, date and place of birth) and biometric information (facial image and fingerprints)
- If your application for a student visa is approved, you will receive:
 - A 30-day travel vignette in your passport
 - A decision letter confirming the full grant of leave
- Your BRP confirms your full duration of study
- You must collect your BRP card within 10 days of arrival - there will be time in Welcome Week for this
- You should opt for your BRP cards to be delivered to campus
- This can be done by inserting the ACL code received in your CAS email into the 'Alternative Location' field in the BRP collection page of the Tier 4 application page
- Failure to select the ACL option will mean your BRP will be sent to a Post Office

Accommodation

Options

- You can choose to live on or off campus for the duration of your studies - on-campus you have the same options as undergraduate students
- You should apply before the deadline of 20 August
- You will receive your accommodation offer and contract in late August/early September – look out for this on your email
- Your contract will confirm your move-in date



Insurance

Cover and Options

Travel	Medical	Accommodation	Accommodation: What's not covered
<ul style="list-style-type: none">• Purchase travel insurance before you travel to the UK.• Most policies cover delays, emergency medical treatment and lost or stolen luggage	<ul style="list-style-type: none">• Are you studying for more than six months?• Yes: IHS payment prior to obtaining your visa	<ul style="list-style-type: none">• All University managed accommodation is covered by Endsleigh Insurance.• It is well covered, but be sure to check it covers your needs adequately	<ul style="list-style-type: none">• Bikes• Laptops, mobiles, musical instruments taken or damaged outside of the room• Additional cover can be purchased.

Enrolment

Online Enrolment Process

- You will be invited to enrol 6 weeks prior to your course start date (around 12 August)
- The enrolment process involves:
 - Registering for an IT account
 - Uploading a photograph for your student ID card
 - Course registration
- Once completed, you can access the enrolment dashboard to complete all tasks (pay tuition fees, health centre registration)
- Payment can be made in full or instalments (50% required at start of course)
- There is lots of information on the Welcome webpages – www.warwick.ac.uk/welcome

Travelling to the UK

Airports and Travel

- The closest airport to the University is Birmingham International (BHX) – lots of airlines fly to Birmingham (you may have to take a non-direct flight via Europe)
- There are rail and coach links from all major airports to Coventry (taxis from Birmingham airport to the University are also reasonably priced).
- You can find guidance about getting to campus on the University website – www.warwick.ac.uk/about/campus-journey/mode-of-travel/



What to bring?

Items to bring, items to buy

Bring

- Personal belongings
- Any medication you require
- Adaptors for UK plugs
- Some warm clothes

Can buy on arrival

- Electrical goods
- Bedding
- Kitchen equipment

The Accommodation website advises what comes in your flat on arrival

Warwick Accommodation ▶ Student accommodation

Prospective Students ▾ Current Students ▾ Sherbourne 2023 Apply | FAQs | Contact us ▾

		
Bedroom	En suite bathroom	Kitchen
<ul style="list-style-type: none"> ✓ Average size (including bathroom) 13.16m² ✓ Standard single bed (190cm x 91cm) with mattress protector ✓ Wardrobe and bookshelf ✓ Desk, desk lamp, chair and wastepaper bin ✓ Network port ⓘ Bed linen, duvet and pillow is not provided 	<ul style="list-style-type: none"> ✓ Toilet ✓ Washbasin ✓ Shower ♿ Some rooms include level access bathrooms 	<ul style="list-style-type: none"> ✓ Cooker, fridge and freezer ✓ Microwave, toaster and kettle ✓ Ironing board ✓ Cupboard space 👥 Shared with up to 12 students

What to bring?

Keep in hand luggage

- Your passport
- Your UKVI decision letter
- Your CAS email printed out
- Evidence of finances
- Evidence of accommodation (if available)
- Evidence of TB certificate (if required)
- Written confirmation from University of latest start date (if travelling to UK after course start date on CAS)
- Landing card & Customs
- Completed Passenger Locator Form
- Expect to be asked the purpose of your visit and possibly a question about your course

03

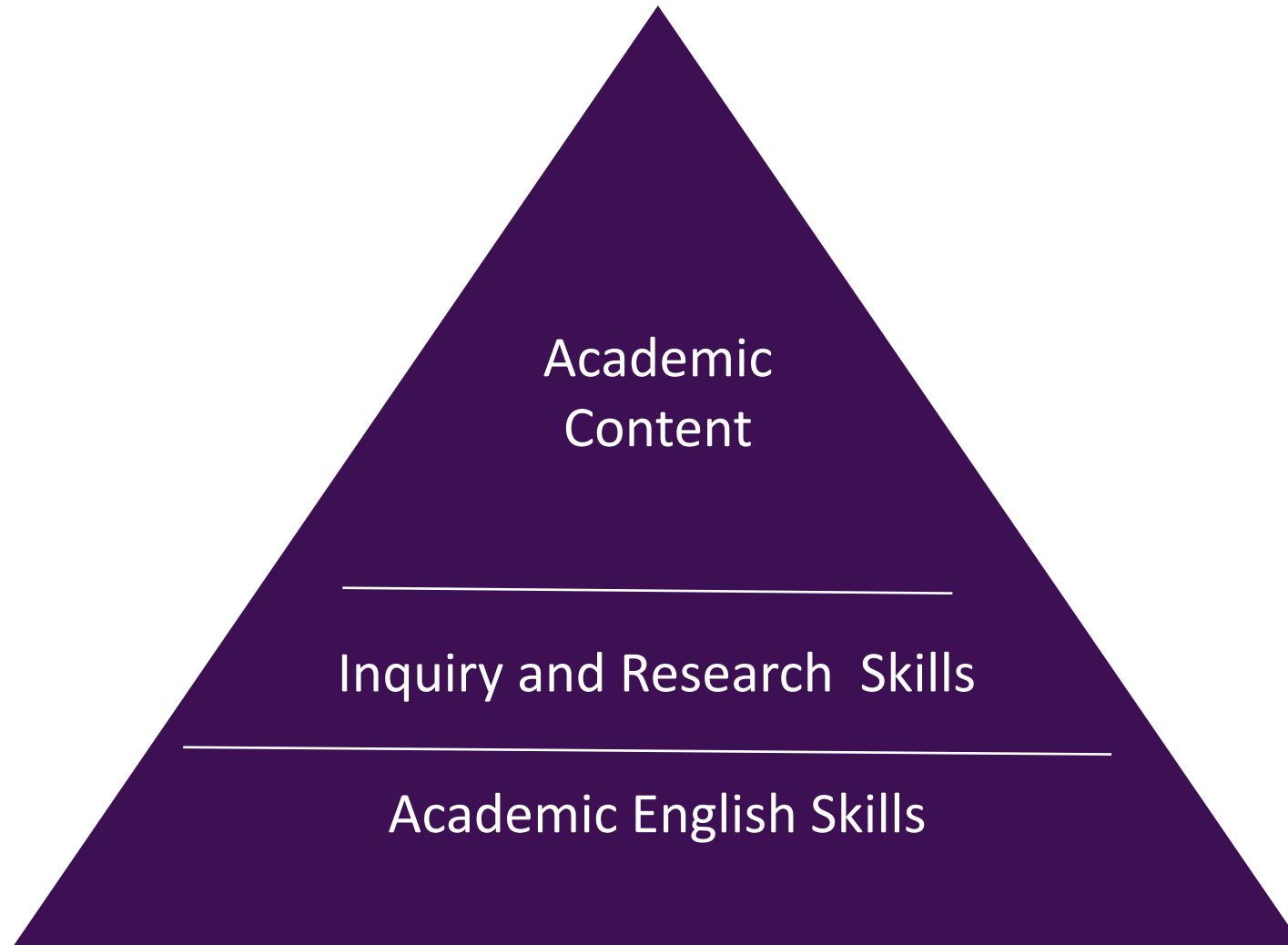
YOUR COURSE



Academic Programme

- Starts **30 September 2024**
- Split into **3 terms**:
Please note that Warwick IFP term dates are different to the University's main term dates.
- **Term 1 - Autumn Term** - Monday 23 September 2024 - Saturday 7 December 2024
- **Term 2 - Spring Term** - Monday 6 January 2025 - Saturday 29 March 2025
- **Term 3 - Summer Term** - Monday 23 April 2025 - Saturday 28 June 2025
- Up-to **four hours per week of taught time, per academic module**
- **25 Teaching weeks**

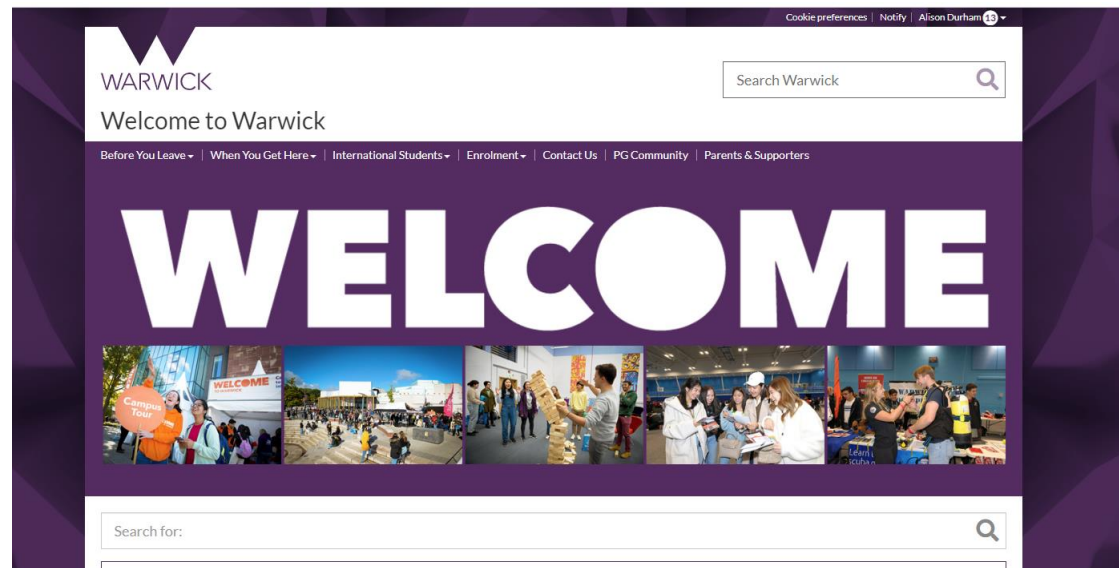
Course Structure



Welcome Week

Before you arrive and when you get here

- You will start to arrive messages about Welcome Week shortly
- The Welcome pages have lots of resources and checklists for before you arrive and once you get to campus – there's specific guidance for international students



Welcome Week

- **Welcome Week** is designed to give you time to settle in before your IFP main course studies start
- You'll receive a **schedule of activities**, including the chance to join clubs and societies, as well an induction into the academic department
 - Some of these are pre-arranged and compulsory
 - The remaining sessions are free for you to arrange



**THANK YOU FOR
JOINING**