

Student Visa application guide: Permission to Enter

This application guidance should only be used by University of Warwick students applying for a Student Visa from **outside the UK**.

Go to:
<https://www.gov.uk/student-visa/apply>

Apply outside the UK

As part of your application, you'll need to prove your identity. How you do this depends on where you're from and what type of passport you have.

You'll either:

- give your fingerprints and a photograph (biometric information) at a [visa application centre](#)
- use the 'UK Immigration: ID Check' app to scan your identity document - you'll also create or sign into your UK Visas and Immigration (UKVI) account

You'll be told what you need to do when you apply.

Once you've started your application, you can save your form and complete it later.

Start now >

Are you intending to live in one of the Crown Dependencies of the United Kingdom?

The Crown Dependencies are Jersey, Guernsey and the Isle of Man

☐ Yes ☒ No

Do you have a current EU, EEA or Swiss passport?

The EEA includes the EU countries and Iceland, Liechtenstein and Norway

☐ Yes ☒ No

If you are an EU/EEA national, please refer to the following guidance specific to you:
warwick.ac.uk/study/international/immigration/student_route/applying/entryclearance/pteapplicationguide/content/permission_to_enter_ec_app_guidance_july_2022_eu_national.pdf

Confirm your visa type

Confirm what type of visa you want to apply for from the options below. If you are not sure, use the [check if you need a UK visa tool](#), or see the [visas and immigration guidance pages](#) for information.

☐ Short-term student visa
☒ Student

This guide is only to be used if you are coming to study for a course longer than 6 months and are applying for a student visa.

Select a country to provide your biometrics

Check available visa application centre locations

You can find all VAC locations by checking the ['Find a visa application centre'](#) page on GOV.UK. They are also listed on our commercial partners' websites.

You will not be able to change the location after you have submitted your application.

There may not be a VAC in your preferred location. Try an alternative location if this is the case.

You must select a location even if you believe you are unable to provide your biometrics at any location.

☐ I have identified the location where I will provide my biometrics (or I am unable to provide my biometrics at any location).
☐ I want to choose a different location.

What is your country of nationality?

This is the country written on your identity document. If it is written in two languages, use the English spelling.

Continue

Confirm your identity

You will need a passport with a biometric chip.

Scan your passport and upload a photo of yourself

To confirm your identity, you will use the free UK Immigration: ID Check app to scan your passport with a biometric chip and upload a photo of yourself.

If you are applying for someone else, the applicant needs to confirm their identity - you can help them use the app.

If you cannot use the app to confirm your identity

You will need to go to a visa application centre after you apply instead. Visa application centres are not available in all countries.

Continue

Does your passport have a biometric chip?

If your passport has a biometric chip, it will have this symbol:

☐

Yes

☐

No

Continue

If your passport does not have this symbol you cannot use the app and must answer 'no'.

If you have biometric passport but do not have access to a smart phone then you cannot use the app and will be redirected to find a visa centre in your country where you can apply.

If you do have a biometric passport and smart phone, then you can apply using the UKVI IDV app.

Confirm your visa type

Confirm what type of visa you want to apply for from the options below. If you are not sure, use the [check if you need a UK visa tool](#), or see the [visas and immigration guidance pages](#) for information.



Everyone should arrive at this page after either selecting a visa application centre or using the UKVI verification app.

Select **STUDENT** from the list of available visa options. This is the new name for what was formerly known as the Tier 4 (General) Student route. If you have previously held a Tier 4 visa or are applying to extend a Tier 4 visa, this is still the option you should use.

DO NOT choose the option Studying in the UK, the Channel Islands or the Isle of Man

Student visa

Use this form to apply from outside the UK for a Student visa.

You cannot add family members ('dependants') to this application. You must complete a [separate form](#) for your dependants.

Before you apply

Before you start your application, [read the guidance](#) on:

- eligibility
- how to apply and required documents
- fees

How long it takes you to complete the application will depend on your particular situation. You will be able to save your application and come back to it at another time if you need to.

If you are inactive for 25 minutes you will be automatically logged out.

How we use your data

The Home Office will use the personal information you provide to decide whether to grant your application. We may also share your information with other public and private sector organisations in the UK and overseas. For more detail please see the [Privacy Notice for the Border, Immigration and Citizenship system](#). This also sets out your rights under the Data Protection Act 2018 and explains how you can access your personal information and complain if you have concerns about how we are using it.

Apply now

Register an email

Enter an email address and password so you can save your answers. You will then be emailed a unique link to let you log back in to your application at a later point, if needed.

Throughout your application, you can select the option to 'Return to this application later' in order to re-send the link to your latest saved application.

Email address

youremailaddress@hotmail.com X

An email will be sent to:

youremailaddress@hotmail.com

Create a password

Your password must be 8 characters or longer and include a letter and a number or symbol.

Make sure your password is secure and one which you will remember.

Do not share your password with anyone.

Use an email address that you will have access to.

Do not use the following:

- qq or sina; a school email address that you will be locked out off;
- an agent's email address; an email address which anyone else has access to.

Do use the same email address which you use to communicate to the University.

Contacting you by email

We may use email to contact you about your application, for example, we may contact you for further information, or send a decision on your application by email. We may also use email to contact you about your immigration status after your application has been decided.

You must notify us immediately if the contact email addresses you provide as part of this application change.

██████████varwick.ac.uk

If your email is wrong, click [here](#) to change it.

Who does this email address belong to?

☒ You

☐ Someone else

Additional email

Do you have another email address?

☐ Yes

☐ No

Save and continue

Your telephone number

We may contact you by telephone if we have any further questions about your application, or about your immigration status after your application has been decided.

You must notify us immediately if the contact telephone number(s) you provide as part of this application change.

Provide your telephone number

Only include numbers, and for international numbers include the country code. You will be able to add any additional telephone numbers after you click 'Save and continue'.

Where do you use this telephone number?

You can select more than one option

- ☐ For use whilst in the UK
- ☐ For use whilst out of the UK

Select whether this is your home, mobile or work telephone number

You can select more than one option

- ☐ Home telephone number
- ☐ Business telephone number
- ☐ Mobile telephone number

Save and continue

Contacting you by telephone

Are you able to be contacted by telephone?

- ☐ I can be contacted by telephone call and text message (SMS)
- ☐ I can only be contacted by telephone call
- ☐ I can only be contacted by text message (SMS)
- ☐ I cannot be contacted by telephone call or text message (SMS)

Provide a telephone number which you have access to and indicate how the Home Office may contact you.

Save and continue

[Return to this application later](#)

► [Show and edit answers](#)

Throughout the application you will have change to save your answers, review and edit your information and to log out and return at a later time

Scholarships

Do you have a Marshall, Chevening or commonwealth scholarship?

Check the [postgraduate scholarship guidance](#), if you do not know.

☐ Yes ☐ No

Only select 'yes' if you have been awarded one of the scholarships listed.

Answer 'no' for all other awards and if you are not the recipient of any scholarship awards.

Your Confirmation for Acceptance for Studies number

Do you have a Confirmation of Acceptance for Studies (CAS) number?

☒ Yes ☐ No

Confirmation of Acceptance for Studies reference number

Save and continue

You cannot apply without a valid CAS number.

Copy paste your CAS number from the CAS email you received from the University.

If you are applying following a refusal you **must** be issued with a new CAS before you can reapply.

Your name

Enter your name, as shown in your current passport or travel document.

Your given name is usually your first name. Your family name is the surname that is shared by your family. If you have middle names, include these with your given name. If your name has a suffix (e.g. Jr), include this with your given name. If you have a patronymic name include it with your given names. You must tell us all your given names.

Given name(s)

Family name

▶ [I cannot enter my name using a current passport or travel document](#)

If you do not have a passport or travel document use a biometric residence permit, immigration document or birth certificate. For recognised refugees, stateless persons or beneficiaries of humanitarian protection without these documents, enter the name by which the Home Office knows you.

▼ [I do not have both a given and family name](#)

Enter your name(s)

Any other names

In addition to the names already provided, are you now or have you ever been known by another name?

You must provide all your names. For example, if you changed your name after marriage or have a different name that you use for professional purposes.

☐

Yes

☐

No

Answers these questions giving your name(s) as stated on the passport you will use to make the visa application.

If you are planning on changing your name(s) it would be sensible to do this and obtain an updated passport **before** completing the visa application.

Your gender and relationship status

What is your gender, as shown in your passport or travel document?

- ☐ Male
- ☐ Female
- ☐ Unspecified

Answers this question as per the information on your passport.

What is your relationship status?

▼ [I am unsure of my current relationship status](#)

'Single' means that you have never been married or in a civil partnership, and that you do not currently consider yourself in a relationship.

'Unmarried partnership' means that you currently consider yourself in a relationship but are not married or in a civil partnership.

Your address

Address

Town/City

Province/Region/State

Postal code (if applicable)

Country

Is this address also your correspondence address?

We may use this address to contact you about your application, including after it has been decided.

- ☐ Yes ☐ No

This should usually be your home address where you live and receive post (your correspondence address).

If this is not the address where you want to receive post, answer 'no' to the question below and provide an alternative address for correspondence.

About this property

How long have you lived at this address?

Select a unit of time and enter a value

▼

What is the ownership status of your home?


- ☐ I own it
- ☐ I rent it
- ☐ Other

If you neither rent not own your home, select 'Other' and provide more details; eg. "I live with my parents and they own the property."

Give more details about your living situation, such as who you live with and who owns the property

Maximum of 500 characters

Your passport

 You must use your passport or travel document to complete this section.

Passport number or travel document reference number

Issuing authority

On your passport or travel document this could also be referred to as 'country of issue' or 'place of issue'.

Issue date

Enter date in the format DD MM YYYY

Day Month Year

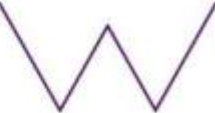
Expiry date

Enter date in the format DD MM YYYY

Day Month Year

This information must match the passport which you will use in your visa application.

If you are going to get a new passport it would be sensible to apply **after** you have your new travel document.



Your identity card

Do you have a valid national identity card?

This includes identity cards, issued from non-UK governments. This does not include driving licences. If you have an internal passport, provide the details here.

☒ Yes

☐ No

If you answer 'yes' to this question you will be asked to provide more information. However you do not need to submit the physical ID card with your visa application

National identity card number

Provide the number as shown on your identity card

Issuing authority

On your identity card, this could also be referred to as 'country of issue' or 'place of issue'

Issue date (if applicable)

Enter date in the format DD MM YYYY

Day

Month

Year

Expiry date (if applicable)

Enter date in the format DD MM YYYY

Day

Month

Year

Your nationality, country and date of birth

Country of nationality

Enter your country of nationality or citizenship, as shown on your passport or travel document. If you have previous or additional nationalities or citizenships, you will be able to add these later in the application.

Country of birth

Place of birth

Enter your place of birth (for example, the city or province), as shown on your passport or travel document.

Date of birth

For example, 31 3 2020

Day

Month

Year

Enter these details exactly as they appear on your passport.



Your other nationalities

Do you currently hold, or have you ever held, any other nationality or citizenship?

You must provide all the nationalities that you currently hold or have ever held.

☐ Yes ☐ No

If you answer 'yes' to this question you will be asked to provide more information.

Country of other nationality

If you have additional nationalities, you will be able to add these later.

Date held from

Enter date in the format DD MM YYYY

If you are unsure of the exact date, provide the month and year

Day Month Year

Date held to

Enter date in the format DD MM YYYY

If you are unsure of the exact date, provide the month and year

Day Month Year

Confirm if you still hold this nationality

☐

I still hold this nationality

Previous evidence of English Language ability

Have you provided evidence of your English language ability in a previous application?

You must have provided evidence that you either:

- scored level B1, B2, C1 or C2 on an approved English language test which assessed your reading, writing, speaking and listening skills
- have a degree which was taught in English
- have an English GCSE, A level or Scottish National 4 or 5, Higher, or Advanced Higher qualification

☐ Yes ☐ No

If this is your first Student visa application, then you should answer 'no'.

If you have applied for Student (or Tier 4) leave before and your CAS included the results of one of the qualifications listed above then answer 'yes'.

If you have applied for Student (or Tier 4) leave before and your CAS stated that your sponsor had made their own assessment of your English Language ability, then answer 'no'.

English qualification from a UK school

Do you have an English language or literature qualification from a UK school?

This must be from a school you attended when you were under 18. You will need to provide your exam certificate.

You can use a GCSE, A level, National 4 or 5, Higher, or Advanced Higher qualification.

☐ Yes ☐ No

You will only see this question if you answered 'no' to the question **Previous evidence of English Language ability**

If you do not hold one of the English Language qualifications listed above then you must answer 'no', and you will see the next question on the right.

Answer the first question, 'yes', Warwick is a higher education provided with a track record of compliance.

English language assessment

Are you coming to the UK to study at a higher education provider with a track record of compliance?

[See the Register of Student sponsors](#) to confirm whether a Higher Education Provider has a track record of compliance. A Higher Education Provider with a track record of compliance will have the status 'Student Sponsor - Track Record'.

☒ Yes ☐ No

Does your Confirmation of Acceptance for Studies (CAS) statement indicate that your English language ability was assessed by your institution or that you are a 'gifted' student?

☒ Yes ☐ No

Save and continue

Answer the first question, 'yes', Warwick is a higher education provided with a track record of compliance.

Your CAS will confirm how your English has been assessed; if you are in any doubt, contact your admissions for more advice. Details of admissions team can be found on your study offer letters

Next questions (not shown): Spoken language preference

People financially dependant on you

Does anyone rely on you for financial support?

Include both those travelling with you and those who are not.

This could include:

- children under 18
- children over 18 who live with you at home
- children who you look after all the time
- older relatives who need you for accommodation or other support

☐

Yes

☐

No

▼ Will these dependants be included in my application?

Information about these dependants will help us with your application but they will not be included in this visa application. They will need to apply separately if they want to be with you in the UK.

If you answer 'yes' to this question you will be asked to provide more information.

About your dependant

You should use your dependant's passport, if they have one, to complete this section.

What is this person's relationship to you?

Given names

Family name

Date of birth

Enter date in the format DD MM YYYY

Day Month Year

Does this person currently live with you?

☐

Yes

☐

No

Is this person travelling with you to the UK?

☐

Yes

☐

No

The information entered about your dependants should be exactly as it appears on their passport, if they have one.

If your dependant will travel to the UK with you, you will be asked for further details of their nationality and passport.

Country of nationality

Passport number

Give details about your first parent

Give details about 2 of your parents.

[What if I do not have my parents' details?](#)

☐

I do not have my parents' details

What is this person's relationship to you?

☐

Mother

☐

Father

Given names

Family name

If they do not have both a given and family name, enter their name(s) in the Given names field.

Date of birth

Enter date in the format DD MM YYYY

Day Month Year

Country of nationality

Have they always had the same nationality?

☐

Yes

☐

No

Give details about another parent

Give details about 2 of your parents.

[What if I do not have my parents' details?](#)

☐

I do not have my parents' details

What is this person's relationship to you?

☐

Mother

☐

Father

Given names

Family name

If they do not have both a given and family name, enter their name(s) in the Given names field.

Date of birth

Enter date in the format DD MM YYYY

Day Month Year

Country of nationality

Have they always had the same nationality?

☐

Yes

☐

No

Enter your parents' information exactly as it appears on their passport(s).

If you do not know your parents details then you can select "I do not have my parents' details"

Family who live in the UK

Do you have any family in the UK?

You must answer fully and honestly, to the best of your ability.

This includes:

- immediate family - such as spouse, civil partner, parents or children
- grandparents or grandchildren
- your spouse or civil partner's family
- your child's spouse, civil partner or partner
- your partner, if you have lived with them for 2 out of the last 3 years

☐ Yes ☐ No

If you have any family members in the UK you will be asked to provide more information about them, including what immigration permission they hold.

Depending on the answers you give, you will be asked to provide their passport number or more information about their situation.

About your relative

Their relationship to you

Given names

Family name

Country of nationality

What permission do they have to be in the UK?

Ask your relative for the answer if you do not know it.

- ☐ They have a temporary visa
- ☐ They are in the UK permanently
- ☐ They do not have a visa and are not in the UK permanently
- ☐ I cannot contact my relative

Their passport number

Give as much information as possible about their status in the UK, including if:

- they are waiting for a decision on a visa
- they are exempt from immigration control
- they are not in the UK legally

Maximum of 500 characters

Why can you not ask your relative?

Maximum of 500 characters

Next questions (not shown): Are you travelling to the UK in a group/with another person.

Where will you stay in the UK

Do you know where you will be staying in the UK?

☒ Yes ☐ No

What address will you be staying at while in the UK?

You will be able to add details of any additional places you will be staying after you click 'Save and continue'

Enter a UK postcode

CV4 7AL

[Enter address manually](#)

Address (line 1 of 3)

University of Warwick

Gibbet Hill Road

Town/City

Coventry

Accommodation plans in the UK

Where do you plan to stay in the UK?

Give as much detail as possible of where you intend to stay, for example in a hotel, private housing, or with friends. Include the names of anyone else you will live with and their relationship to you.

Maximum of 500 characters

If you have applied for University of Warwick managed accommodation but do not have the details of your address at the time that you will make your visa application then you can use the generic campus address, shown here on the left.

If you will arrange your own accommodation but do not know where you will stay when you arrive in the UK the answer 'no' and provide more details about where you will stay after you arrive.

Other places you will stay while in the UK


Will you be staying anywhere else in the UK?

This includes staying in:

- a hotel or bed and breakfast (B&B)
- accommodation provided by an employer
- a private home with friends or work colleagues
- accommodation provided by the educational institution where you will be studying
- any other type of accommodation

☐ Yes ☐ No

If you will go straight to your accommodation answer 'no' but if you will arrive before you can get into your housing, please provide as much information as possible about where you will stay when you first arrive to the UK.

 Tell us about where you plan to stay in the UK. You will be able to add another place on the next page.

Where are you planning to stay in the UK?

If you are staying with friends, other relatives, or in another person's home, give their full name.

 [I am not sure how to enter details about my stay](#)

Enter the address for where you are staying

This must be in the UK.

Town/City

Postcode

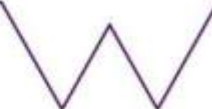
When will you arrive there?

Provide your best estimate. Enter date in the format DD MM YYYY

Day Month Year

When will you leave there?

Day Month Year



UK travel history

Have you been to the UK in the past 10 years?

☒ Yes ☐ No



How many times have you been to the UK in the past 10 years?

If you are unsure of the exact number, provide an estimation. You will be asked to provide details for up to 3 of your most recent times in the UK.



If you answer 'yes' to this question you will be asked to provide more information.

Your most recent time in the UK

Select why you were in the UK:

- ☐ Tourism (including visiting family and friends)
- ☐ Work
- ☐ Study
- ☐ Transit (travelling through the country)
- ☐ Other reason

Date you arrived in the UK

Enter date in the format MM YYYY

Month Year

How long were you in the UK?

Select a unit of time and enter a value

UK visa applications

Have you been issued with a UK visa in the past 10 years?

☒ Yes

☐ No

Date of visa issue

Enter date in the format MM YYYY

Month

Year

If you answer 'yes' to this question you will be asked to provide more information.

This could be any visa you have been issued for the UK, even if you did not use it.

Travel to Austria, Canada, New Zealand, USA, Switzerland or the European Economic Area

How many times have you visited the following places in the past 10 years?

- Australia
- Canada
- New Zealand
- USA
- Switzerland
- European Economic Area (do not include travel to the UK)

☐ Zero

☐ Once

☐ 2 to 5 times

☐ 6 or more times

Which country did you visit?

☐ Australia

☐ Canada

☐ New Zealand

☐ USA

☐ European Economic Area and Switzerland

What was the reason for your visit?

☐ Tourism (including visiting family and friends)

☐ Work

☐ Study

☐ Transit (travelling through the country)

☐ Other reason

Next questions (not shown): World travel history.

Your planned travel information

Date you plan to arrive in the UK

Enter date in the format DD MM YYYY

Day Month Year

▶ Why is this information important?

If your application is successful, you will be granted a visa to enter the UK. The visa will only be valid for entry to the UK for 30 days. If your visa expires before you travel to the UK, you will have to apply for a replacement visa.

After you arrive in the UK, you will collect a [biometric residence permit](#), which will show that you have permission to remain in the UK.

You should try and be as accurate as possible with this information since it will affect the start date of your temporary travel visa.

Immigration history

For either the UK or any other country, have you ever been:

- Refused a visa
- Refused entry at the border
- Refused permission to stay or remain
- Refused asylum
- Deported
- Removed
- Required to leave
- Excluded or banned from entry

You must answer this question fully and honestly. Failure to do so could result in the application being refused on grounds of deception and a get ban of 10 years.

☐ Yes ☐ No

Details of an immigration problem

Give details of what happened

You will be able to add details of any further immigration problems after you click 'Save and continue'

- ☐ An application for a visa was refused
- ☐ I was refused entry at the border
- ☐ I was refused permission to stay or remain
- ☐ I was refused asylum
- ☐ I was deported
- ☐ I was removed
- ☐ I was required to leave
- ☐ I was excluded or banned from entry

Country

When did this immigration problem happen?

Enter date in the format MM YYYY

When did this immigration problem happen?

Enter date in the format MM YYYY

Month Year

Give more details of what happened

Maximum of 500 characters

Breach of UK immigration law

Have you ever:

- entered the UK illegally
- remained in the UK beyond the validity of your visa or permission to stay
- breached the conditions of your leave, for example, worked without permission or received public funds when you did not have permission
- given false information when applying for a visa, leave to enter, or leave to remain
- breached UK immigration law in any other way

☐ Yes ☐ No

If you answer 'yes' to this question you will be asked to provide more information.

You must provide full details of any immigration breach.

Convictions and other penalties

At any time have you ever had any of the following, in the UK or in another country?

Only select one answer at a time. If you need to give more than one answer, you can do so on another page.

- ☐ A criminal conviction
- ☐ A penalty for a driving offence, for example disqualification for speeding or no motor insurance
- ☐ An arrest or charge for which you are currently on, or awaiting trial
- ☐ A caution, warning, reprimand or other penalty
- ☐ A civil court judgment against you, for example for non payment of debt, bankruptcy proceedings or anti-social behaviour
- ☐ A civil penalty issued under UK immigration law
- ☐ No, I have never had any of these

You must tell us about spent as well as unspent convictions. You must tell us about any absolute or conditional discharges you have received for an offence.

War crimes

You must read all of the information on this page before answering.

Read each section carefully.

By ticking the box you are confirming that you have read and understood the information onscreen.

Answer fully and honestly at all times.

Person of good character

Have you, as a part of your employment or otherwise, undertaken paid or unpaid activity on behalf of a non-UK government which you know to be dangerous to the interests or national security of the UK or its allies?

☐ Yes ☐ No

Have you ever engaged in any other activities which might indicate that you may not be considered to be a person of good character?

☐ Yes ☐ No

Is there any other information about your character or behaviour which you would like to make us aware of?

☐ Yes ☐ No

Your employment history

Have you ever worked for any of the following types of organisation?
Include information for any paid or unpaid work. Select all that apply.

☐ Armed Forces (career)

☐ Armed Forces (compulsory national or military service)

☐ Government (including Public or Civil Administration and non-military compulsory national service)

☐ Intelligence services

☐ Security organisations (including police and private security services)

☐ Media organisations

☐ Judiciary (including work as a judge or magistrate)

☐ I have not worked in any of the jobs listed above

Next questions (not shown): Terrorist activities, extremist views.

Sponsor licence number and address

This information is on your Confirmation of Acceptance for Studies (CAS) statement, or contact your sponsor to get their licence number.

What is your sponsor licence number?

C5MQDFPD0

Sponsor's address

University of Warwick

Gibbet Hill Road

Town/City

Coventry

Postcode

CV4 7AL

Warwick's address and sponsor licence number is shown here.

You can copy and paste this information from your CAS email.

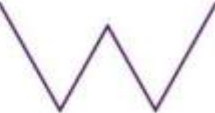
Place of study

What type of sponsor will you be studying with?

The [Register of Student sponsors](#) sets out what type of sponsor each institution on the register is. A Higher Education Provider with a track record of compliance will have the status 'General Student Sponsor – Track Record'.

- ☐ Independent School
- ☐ Higher Education Provider
- ☒ Higher Education Provider with a track record of compliance
- ☐ Overseas Higher Education Provider
- ☐ Publicly Funded College
- ☐ Private Provider

The University of Warwick is a Higher Education Provider with a track record of compliance.



Primary site of study

Is this the site where the majority of your study will take place?

University of Warwick
Gibbet Hill Road
Coventry
CV4 7AL

☒ Yes ☐ No

UCAS details

Did you apply for your course through UCAS?

☐ Yes ☐ No

▼ What is UCAS?

The Universities and Colleges Admissions Service (UCAS) is an organisation whose main role is to operate the application process for British universities. Most undergraduate and some postgraduate students apply to university through the ucas.com website.

If you applied for an Undergraduate course through UCAS, answer 'yes' and copy paste your UCAS personal identification number.

Academic Technology Approval Scheme (ATAS)

Students of certain sensitive subjects, knowledge of which could be used in programmes to develop weapons of mass destruction or their means of delivery, will need to apply for an ATAS certificate before they can study in the UK. You can [find out if you need an ATAS certificate here](#).

Do you need to obtain permission from the ATAS?

☒ Yes ☐ No

What is your Academic Technology Approval Scheme (ATAS) reference number?
This is the reference number on the ATAS clearance certificate issued to you by the Foreign and Commonwealth Office.

If ATAS was required for your course it would have been a condition of your offer and it will be confirmed in your CAS also.

Copy paste the ATAS reference number from the certificate. ATAS certificates are valid for use in a visa application for six months from the date of issue.

If you have changed course or are applying for an extension to your visa you will need to apply for fresh ATAS clearance.

Future official financial sponsorship

Will you be receiving money from an official financial sponsor for your continuing studies?

☐ Yes ☐ No

▼ What is an official financial sponsor?

Examples of an official financial sponsor include the UK Government or your home Government, a university, or an international company or organisation. Examples of support may include a scholarship, internship, fellowship or training programme.

You only need a letter from your sponsor if they meet the definition as highlighted and are paying **all** your tuition fees and maintenance.

If you are being wholly sponsored by an official financial sponsor how will you prove this?

- ☐ My Student sponsor has confirmed this information on my CAS
- ☐ Letter of official financial sponsorship
- ☐ I am not being wholly sponsored

Course information

Name of sponsor institution (school/college/university)

University of Warwick

Course name

Put exactly as mentioned on your CAS

Copy past the name of the course from your CAS email.

Qualification you will get

This is the level of the qualification you will receive at the end of your course.

If you are unsure about the level of your qualification, [find out what qualification levels mean here](#) or ask your sponsor institution.

Are you going to be a student union sabbatical officer?

► [What is a student union sabbatical officer?](#)

☐ Yes ☐ No

Save and continue

The academic level of the course is stated on your CAS.
RQF = NQF

RQF1/SCQF4
RQF2/SCQF5
RQF3/SCQF6
RQF4/SCQF7
RQF5/SCQF8
RQF6/SCQF9/10
RQF7/SCQF11
RQF8/SCQF12
CEFR A1
CEFR A2
CEFR B1
CEFR B2
CEFR C1
CEFR C2

Course dates

Course start date

Provide the start date of your main course of study, but do not include any other courses you may be taking before.

Enter date in the format DD MM YYYY

Day Month Year

Course end date

Day Month Year

Copy paste the course start and end dates as per your CAS.

Accommodation payments

Have you or your parent(s)/legal guardian(s) already paid any money to your sponsor for accommodation?

This is only money paid to your sponsor. For example, this does not include money paid to a private landlord or housing organisation. There is a limit on how much of this will count towards your maintenance requirement, and this is set out in the [guidance here](#)

☒ Yes ☐ No

Answer 'yes' if you have paid money to Warwick for University managed housing, either on or off campus. Your CAS will also confirm this. If your CAS does not show accommodation paid then please select NO

How much has been paid?

£

If you are moving into private housing, answer 'no'

How can you prove this amount has been paid?

☒ My sponsor has confirmed this information on my CAS
☐ Receipts

Once any payment to the University made towards accommodation tuition fees has cleared, your CAS will be updated show the amount you have paid against what.

If you have made a payment but not yet received email confirmation that your CAS has been updated you are advised to **wait** until email notification of the update.

Course fees

What are your course fees for your first year?

If your course is shorter than 12 months, state the total course fee. This information is on your Confirmation of Acceptance for Studies (CAS) statement. Alternatively, you can contact your sponsor for this information.

£

Have you or your parent(s) or legal guardian(s) already paid any of your course fees?

Please select No if your course does not have a fee.

☐ Yes ☐ No

How much has been paid?

£

How can you prove this amount has been paid?

- ☒ My sponsor has confirmed this information on my CAS
- ☐ Receipts

Student loan

You must show that you have enough money to cover your course fees, and living costs for you and any dependants [Read the guidance](#) to find out how much money you need to show and what documents you can use as evidence.

Are any of the funds required for this application in the form of a student loan?

☐ Yes ☐ No

Have you already received your student loan?

☐ Yes ☐ No

Maintenance funds

You must show that you have enough money to cover your course fees and living costs. [Read the guidance document](#) to find out how much money you need to show and what documents you can use as evidence.

Are all of the maintenance funds required for this application in a bank account with your name on it?

☐ Yes ☒ No

Are you relying on money held in an account under your parent(s) or legal guardian(s) name?

☒ Yes ☐ No

Do you have permission from your parent(s) or legal guardian(s) to use this money?

☒ Yes ☐ No

How can you prove they are your parent(s) or legal guardian(s)?

☐ Birth certificate

☐ Adoption certificate

☐ Court document

Even if you are fully sponsored this page will still appear – answer the first question ‘yes’, because the award is in your name

If you will evidence funds in a bank account in your name then answer ‘yes’.

If you will be using your parent(s) bank statements, answer the first question ‘no’ and then confirm that you have their permission to use their funds – you will need to provide a signed letter from them confirming this as part of your visa application. Then confirm how you will evidence your relationship – you will need to provide this document too along with a certified translation if it is not in English.

For more information about financial evidence, please see the following link:

<https://warwick.ac.uk/study/international/immigration/tier4/applying/money/>

Nationals of some countries will not be required to provide evidence of their finances; for more information, please visit the Warwick website at <https://warwick.ac.uk/study/international/immigration/tier4/applying/warwick-ukba/>

Additional information about your application

If you needed to add more information about your application but were not able to, you can write it here.

If there is no further information you want to add, click the 'Save and continue' button.

Add further details:

Maximum of 1,000 characters

Here you can provide any other information that you think might be helpful for the caseworker when considering your application, for example, if you do not require a TB certificate because you have recently resided in the UK for more than six months and have not been away for more than six months as evidenced by immigration stamps in your passport.

Continuing students or those returning from a period of TWD or applying for further leave as a result of resits or retakes should add the following note regarding the original course start date: *Please note, the original course start date is* [add the date stated in the 'evidence used' section of your CAS – it will be the date you first enrolled at Warwick.]

If you started your course remotely and will be coming to the UK after the official course start date, then you may wish to mention this also.



Collecting your BRP card (Alternative Collection Location/ACL)

At the end of the application, you will be asked to specify the location from which you want to pick up your BRP Card (Biometric Residence Permit) once you have arrived in the UK. This is a pink card which will show the full validity of your visa, or an expiry date of 31/Dec/2024 if your visa expires later than this.

You can choose to pick up your card:

1. From the University (recommended) by entering the “ACL Code”: **2HE232**
(the University will open and check your BRP for errors, before informing you how to book an appointment to pick up the card)

or

2. From a local post office (not recommended)
(if you choose your option, you must ensure you scan the front and back of the card and provide the images to the University within 5 working days of picking the card up)

