

Dependant Visa application guidance – permission to enter

This application guidance is to support Dependant Visa for applications made **outside the UK**.

Students on courses starting on or after 01/Jan/2024 are only eligible to bring family members to the UK as their Visa Dependents if studying a PhD or other doctorate at RQF8 or a research-based higher degree, such as a Research Masters.

The following family members can apply to become Dependents of eligible Student Visa holders:

- Husband, wife or civil partner
- Unmarried partner
- Child under 18 years old

Please note

- The Immigration Service have created these guidance notes to assist with the Dependant Visa application process using screen-shots from the Home Office website and online form. **This guidance is not endorsed by UK Visas and Immigration**
- This guide is best viewed alongside the information on the gov.uk website: [Student visa : Your partner and children - GOV.UK \(www.gov.uk\)](https://www.gov.uk/guidance/student-visa-your-partner-and-children)
- The information shown here is correct at the time of writing, but immigration regulations are subject to change at short notice, as can the visa application form - always contact the Immigration Service if you are unsure of something relating to your visa application or if the application form you are using appears different to the version shown here
- The Immigration Service takes no responsibility for Visa applications submitted as a result of using this guidance
- Last updated July 2023
- **If your case is particularly complex, or your Dependant Visa application(s) has/ve previously been refused, you may wish to seek specialist legal advice in addition to contacting the Immigration Service at Warwick.**

Introduction

Eligible family members can apply for their Dependant Visa(s) either at the same time as the **main applicant** - referred to in this guide as the '**Student**' - or they can apply to join the Student in the UK later, after the Student has been granted their Student Visa and started their course of study.

In either case, the Student will need to have submitted and paid for their Visa application first, as the Dependant applicant(s) will need the Student's Visa Global Web Form (GWF) or Unique Application Number (UAN) number.

If all applying at the same time, the Student does not need to have had a decision on their Visa application before the Dependant applicant(s) can submit

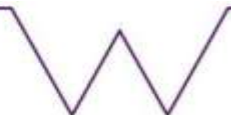
This guide will cover both **Partner** (married partner, civil partner, unmarried partner) and **Child** Dependant application forms.

Access form(s) online at [Student visa : Your partner and children - GOV.UK \(www.gov.uk\)](https://www.gov.uk/guides/student-visa-your-partner-and-children)

Apply outside the UK

Your partner and children must either:

- [apply online as your partner outside the UK](#)
- [apply online as your child outside the UK](#)



Where are you planning to live?

- England, Scotland, Wales or Northern Ireland
- Jersey, Guernsey or the Isle of Man

Make sure that you select the right option here as this will ensure you are charged the IHS.

Do you have a current EU, EEA or Swiss passport?

The EEA includes the EU countries and Iceland, Liechtenstein and Norway

- Yes No

Select the appropriate option.

Applicants with EU, EEA or Swiss passports will usually be able to apply using the UKVI IDV app – full details on how to do this are on the gov.uk website.

Other passport holders will be required to attend an appointment at a Visa centre to have their fingerprints and photograph taken. They will be asked to choose a country and centre where they can provide their biometrics.

How you access the Visa application form will differ depending on your nationality and whether you need to enrol biometrics or not, **but the content of the application form is the same** and this guidance may be used by both EU and non-EU passport holders.

Confirm your visa type

Confirm what type of visa you want to apply for from the options below. If you are not sure, use the [check if you need a UK visa tool](#), or see the [visas and immigration guidance pages](#) for information.

- Partner Dependant visa - PBS (Including Student), Start-up, Innovator or Global Talent dependant partner
- Child Dependant visa - PBS (Including Student), Start-up, Innovator or Global Talent dependant child

Next

Select the appropriate option to access the application form.

If there is more than one dependant child, an application must be submitted for each.

After selecting partner or child, you will need to answer the question shown here on then left again.

Dependant Partner

Use this form to apply from outside the UK as the partner of a person who has a visa, or is applying for one of the following visas:

- Scale Up
- High Potential Individual
- Skilled Worker
- Skilled Worker: Health and Care Visa
- International Sportsperson
- Global Talent
- Start-up
- Innovator
- **Student**
- Intra-Company Transfer
- Intra-Company Graduate Trainee
- Temporary Work
- Global Business Mobility
- Tier 1, 2, 4 or 5

Before you start

Before you start your application, read the guidance on:

- eligibility
- how to apply and required documents

Your partner's details

You should make sure you have your partner's details to hand when you apply, including the following, as it will help you to complete the application more quickly:

- your partner's passport details
- if your partner is a sponsored worker, their Certificate of Sponsorship (CoS) details including the Sponsor Licence Number
- if your partner is a student, their Confirmation of Acceptance for Studies (CAS) details including the Sponsor Licence Number

Read the guidance onscreen and make sure that you have all the information you will need to complete the application.

Then click [Apply now](#)

Register an email

Enter an email address and password so you can save your answers. You will then be emailed a unique link to let you log back in to your application at a later point, if needed.

Throughout your application, you can select the option to 'Return to this application later' in order to re-send the link to your latest saved application.

Email address

Create a password

Your password must be 10 characters or longer and must contain at least 3 of the following:

- uppercase letter
- lowercase letter
- a number
- a symbol

Repeat your password

[Save and continue](#)

Follow the onscreen instructions to register an email address which will be connected to the Dependant Partner visa application.

Person you are applying with or joining

What is the name of the person you will travel to the UK with, or join in the UK?

This will be used to link your application with theirs

Given name(s)

Family name


[I am not sure how to enter their name](#)

[Save and continue](#)

This is the name of the Student.

The Student should already have submitted and paid for their Student Visa application.

The name you enter here should be the same, and in the same format as how the name appears in the Student Visa application.



Example Student's nationality and date of birth

What is Example Student's country of nationality?

What is Example Student's date of birth?

Enter date in the format DD MM YYYY

Day Month Year

This is the nationality and date of birth of the Student.

The Student should already have submitted and paid for their Student Visa application.

The details you enter here should be the same as on the Student Visa application.

Example Student's passport details

Do you know Example Student's passport or travel document number?

Yes No

Enter Example Student's passport or travel document number

This is the passport number of the Student it should be the same as in their Student Visa application

If the Dependant Partner application is being made after Student leave has been granted, and the Student has since obtained a new passport, enter the details of the passport number used in the Student Visa application and give details of the Student's new passport in a cover letter.

Travelling to the UK

When are you and Example Student travelling to the UK?

- I am travelling before Example Student
- We are travelling together
- I am travelling after Example Student

If the Dependant Partner is applying at the same time as the Student, select 'travelling together'; if applying for Dependant Partner leave after the Student Visa has been granted, select 'travelling after'

Example Student's current UK immigration status

Which visa is Example Student applying for or been granted?

Choose the route that Example Student has applied for or been granted, even if their application is still being processed.

Student

Select 'Student' from the available options.

Do you have one of these reference numbers for Example Student?

- Yes, I have their UAN
- Yes, I have their Home Office reference number
- Yes, I have their VAF number
- Yes, I have their GWF number
- No, I do not have any of these reference numbers for them

You will need either the UAN or GWF number for the Student Visa application. Always copy paste this information.

See the highlighted note below for where to find this information.

Where can I find these numbers?

Unique Application Number (UAN) - this is on your partner's email or letter from UK Visas and Immigration. The UAN is 16 or 18 numbers long.

Home Office reference number - your partner will have this if they applied to remain in the UK. It will be on your partner's letter from the Home Office, or on leave to remain stickers in their passport.

Visa Application Form number (VAF) - this is on your partner's entry visa sticker.

Global Web Form number (GWF) - your partner will have this if they applied from outside the UK. It is on the PDF version of your partner's application and document checklist.

Example Student's application status

Does Example Student already have their Student visa immigration permission?

Yes No

If the Dependant Partner is applying after the Student Visa has been granted, answer 'yes'; if the partner is applying at the same time as the Student, answer 'no'.

Sponsor licence number

What is Example Student's sponsor licence number?

You can find this information on Example Student's CoS or CAS statement. If you provide this number, it will help us to link your applications together.

C5M0DFPD0

Enter the sponsor licence number for Warwick, shown here.

Example Student's Course information

Ask Example Student if you need help with any of these questions.

Sponsor institution name

This will be a school, college or university.

University of Warwick

Course name

Qualification at the end of course

This is the level of the qualification they will receive at the end of their course. If they are unsure about the level of their qualification, [find out what qualification levels mean here](#) or ask their sponsor institution.

Are they going to be a student union sabbatical officer?

[What is a student union sabbatical officer?](#)

Yes No

Enter the course name as shown on the CAS assigned to the Student for the Student Visa they have applied for/been granted.

The CAS will show the RQF level – select the correct level from the list available.

For courses starting after 01/Jan/2024, only RQF8 and RQF level 7 Research courses are eligible for Dependant applicants.

Example Student's Course dates

Course start date

Provide the start date of their main course of study. Do not include the start date of any other courses you may be taking. Enter data in the format DD MM YYYY.

Day Month Year

Course end date

Provide the end date of their main course of study. Do not include the end date of any other courses you may be taking. Enter data in the format DD MM YYYY.

Day Month Year

Enter the course start and end dates as shown on the CAS assigned to the Student for the Student Visa they have applied for/been granted.



Example Student's primary site of study

What is the address of Example Student's main site of study?

UNIVERSITY OF WARWICK
GIBBET HILL ROAD

Town/City
COVENTRY

Postcode
CV4 7AL

Enter the address for the University of Warwick campus, as shown here

Example Student's Confirmation of Acceptance for Studies (CAS)

Do you have a Confirmation of Acceptance for Studies (CAS) number for Example Student?

Yes No

Confirmation of Acceptance for Studies reference number

Copy paste the CAS assigned to the Student for the Student Visa they have applied for/been granted.

You should not apply without details of the Student's CAS as the application is likely to be refused

Student Loan

Are any of the funds you and Example Student are relying on in the form of a student loan?

Yes No

This information should match the information provided in the Student's visa application.

If the answer is 'yes', you will see the following question:

Has Example Student already received their student loan?

Yes No

Future official financial sponsor

Does Example Student receive money from an official financial sponsor for their studies?

Yes No

What is an official financial sponsor?

Examples of an official financial sponsor include the UK Government or your home Government, a university, or an international company or organisation. Examples of support may include a scholarship, internship, fellowship or training programme.

This information should match the information provided in the Student's visa application.

See the highlighted text if you are unsure what the UKVI refer to as an official sponsor.

If the answer is 'yes', you will see the following additional question:

Does the support from the official financial sponsor also cover you?

Yes No

If the answer is 'yes', you will see the following additional question:

If your partner is being wholly sponsored by an official financial sponsor how will you prove this?

- My partner's sponsor has confirmed this information on the CAS
- Letter of official financial sponsorship

Check your answers

Check the information below before you continue to the next section.

Personal information

Email address [Change](#)

The person you are joining or accompanying

Given name(s) [Change](#)

Family name [Change](#)

Check your answers carefully.

If you need to make any changes, click 'change' (circled) and update your information.

If you are happy with your answers, click [Continue](#)

Contacting you by email

We may use email to contact you about your application, for example, we may contact you for further information, or send a decision on your application by email. We may also use email to contact you about your immigration status after your application has been decided.

You must notify us immediately if the contact email addresses you provide as part of this application change.

If your email is wrong, click [here](#) to change it.

Who does this email address belong to?

- You
- Someone else

Answer accordingly. You will then be asked if you use any other email address (not shown)

Your telephone number

We may contact you by telephone if we have any further questions about your application, or about your immigration status after your application has been decided.

You must notify us immediately if the contact telephone number(s) you provide as part of this application change.

Provide your telephone number

Only include numbers, and for international numbers include the country code. You will be able to add any additional telephone numbers after you click 'Save and continue'.

Where do you use this telephone number?

You can select more than one option.

- For use whilst in the UK
- For use whilst out of the UK

Select whether this is your home, mobile or work telephone number

You can select more than one option.

- Home telephone number
- Business telephone number
- Mobile telephone number

Provide details of a telephone number that the Dependant Partner will have easy access to.

You will then be asked if you use any other telephone number (not shown)

Contacting you by telephone

Are you able to be contacted by telephone?

- I can be contacted by telephone call and text message (SMS)
- I can only be contacted by telephone call
- I can only be contacted by text message (SMS)
- I cannot be contacted by telephone call or text message (SMS)

Indicate how you would like to be contacted by telephone.

Your name

Enter your name as shown on your passport or travel document. Use the English spelling of your name where provided.

You must tell us your full name.

Given name(s)

Your given name is usually your first name. If you have middle names, include these with your given name. If your name has a suffix (e.g. Jr), include this with your given name. If you have a patronymic name, include it with your given name. You must tell us all your given names.

Family name

Your family name is the surname shared by your family.

[I do not have a current passport or travel document](#)

Enter the Dependant Partner's name exactly as it appears on their passport.

Any other names

In addition to the names already provided, are you now or have you ever been known by another name?

You must provide all your names. For example, if you changed your name after marriage or have a different name that you use for professional purposes.

Yes No

Your sex and relationship status

What is your sex, as shown in your passport or travel document?

- Male
- Female
- Unspecified

What is your relationship status?

I am unsure of my current relationship status

'Single' means that you have never been married or in a civil partnership, and that you do not currently consider yourself in a relationship.

'Unmarried partnership' means that you currently consider yourself in a relationship but are not married or in a civil partnership.

Your address

Address

Town/City

Province/Region/State

Postal code (if applicable)

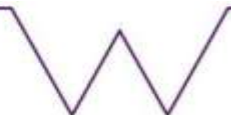
Country

Is this address also your correspondence address?

We may use this address to contact you about your application, including after it has been decided.

Yes No

Enter the Dependant Partner's home address.



About this property

How long have you lived at this address?

Select a unit of time and enter a value

What is the ownership status of your home?

I own it

I rent it

Other

Your passport

i You must use your passport or travel document to complete this section.

Passport number or travel document reference number

Issuing authority

On your passport or travel document this could also be referred to as 'country of issue' or 'place of issue'.

Issue date

Enter date in the format DD MM YYYY

Day Month Year

Expiry date

Enter date in the format DD MM YYYY

Day Month Year

Your identity card

Do you have a valid national identity card?

This includes identity cards, issued from non-UK governments. This does not include driving licences. If you have an internal passport, provide the details here.

Yes No

National identity card number

Provide the number as shown on your identity card

Issuing authority

On your identity card, this could also be referred to as 'country of issue' or 'place of issue'.

Issue date (if applicable)

Enter date in the format DD MM YYYY

Day Month Year

Expiry date (if applicable)

Enter date in the format DD MM YYYY

Day Month Year

Your nationality, country and date of birth

Country of nationality

Enter your country of nationality or citizenship, as shown on your passport or travel document. If you have previous or additional nationalities or citizenships, you will be able to add these later in the application.

Country of birth

Place of birth

Enter your place of birth (for example, the city or province), as shown on your passport or travel document.

Date of birth

For example, 31 3 2020

Day Month Year

Your other nationalities

Do you currently hold, or have you ever held, any other nationality or citizenship?

You must provide all the nationalities that you currently hold or have ever held.

Yes No

Previous Relationships

Were you or your partner in a marriage, civil partnership or similar relationship with anyone before each other?

Yes No

Have all previous relationships legally ended?

For example, the relationship ended because of divorce, dissolution of a civil partnership, or death of a partner.

Yes No

Your relationship

What is your relationship to Example Student?

- Married
- Civil Partnership
- Unmarried

Main applicant relationship evidence

Have you previously provided evidence of your marriage or civil partnership to Example Student in a successful application as a dependant?

Yes No

Current relationship status

Are you still in a relationship with Example Student?

Yes No

Have you lived with your partner for 2 years?

Yes No



Your address

Do you live at the same address as Example Student?

Yes No























