

Guide for student visa applications made outside the UK

This application guidance is for University of Warwick students applying for a Student Visa (formerly known as Tier 4) from **outside the UK** and who **hold an EU, EEA or Swiss passport**.

This guide has been produced by the University of Warwick Immigration Service. It is not endorsed in any way by Home Office UK Visas & Immigration. Immigration Rules can change frequently and at short notice so you are always advised to refer to the most recent official guidance (see link below). The University of Warwick takes no responsibility for visa applications submitted as a result of using this guidance.

Guidance last updated in July 2022.

Service Update

Work and study visas are currently taking longer than usual to be processed due to United Kingdom Visas and Immigration prioritising Ukraine Visa Scheme applications in response to the humanitarian crisis caused by the invasion of Ukraine – see the [visa decision waiting times](#).

Most UK Visa application centres are operating. To check availability of local services, contact:

- [TLS contact](#) if you are in Europe, Africa and parts of the Middle East
- [VFS global](#) for all other countries

Priority and Super Priority services are only available in some locations and on some routes. If available, you will be able to purchase these services when booking your appointment.

<https://www.gov.uk/student-visa/apply>

Apply outside the UK

As part of your application, you'll need to prove your identity. How you do this depends on where you're from and what type of passport you have.

You'll either:

- give your fingerprints and a photograph (biometric information) at a [visa application centre](#)
- use the 'UK Immigration: ID Check' app to scan your identity document - you'll also create or sign into your UK Visas and Immigration (UKVI) account

You'll be told what you need to do when you apply.

Once you've started your application, you can save your form and complete it later.

Start now >

WARWICK
THE UNIVERSITY OF WARWICK



This guidance is for applications submitted outside the UK only.

Are you intending to live in one of the Crown Dependencies of the United Kingdom?

The Crown Dependencies are Jersey, Guernsey and the Isle of Man

☐ Yes ☒ No

Continue

Do you have a current EU, EEA or Swiss passport?

The EEA includes the EU countries and Iceland, Liechtenstein and Norway

☒ Yes ☐ No

Continue

Confirm your identity

You will need a passport with a biometric chip.

Scan your passport and upload a photo of yourself

To confirm your identity, you will use the free UK Immigration: ID Check app to scan your passport with a biometric chip and upload a photo of yourself.

If you are applying for someone else, the applicant needs to confirm their identity - you can help them use the app.

If you cannot use the app to confirm your identity

You will need to go to a visa application centre after you apply instead. Visa application centres are not available in all countries.

Continue

Does your passport have a biometric chip?

If your passport has a biometric chip, it will have this symbol:



☐ Yes

☐ No

If your passport does not have this symbol you cannot use the app and must answer 'no'.
Please go straight to the page in this guide headed **IF YOU DO NOT HAVE A BIOMETRIC PASSPORT.**

Continue

Check you can use the app

You can use the app on:

- an iPhone 7 or newer models
- an Android phone with near-field communication (NFC)

Check the phone's settings to see if it has NFC. The phone has NFC if you can use it to make contactless payments.

If you do not have a phone

Ask a friend or family member if you can use their phone. No information is stored on the app or phone after you close it.

You do not have to apply on the phone - you can do the rest of your application on your computer or another device.

We will send your decision letter by email – this can be your email or someone else's. You do not use your decision letter to prove your status.

If you do not have a phone or cannot receive your decision letter by email

You cannot use the app to prove your identity and you will have to apply a different way.

You will need to book an appointment to have your fingerprints and photo taken after you apply

If you are applying outside the UK

Your appointment will be at a visa application centre.

Check if there is a [visa application centre](#) near you. Visa application centres are not available in all countries. You may also need to pay for some services

If you have biometric passport but do not have access to a smart phone then you cannot use the app and will need to click on the link circled on the right.

Create a UK Visas and Immigration account

To use this service, you need to create an account.

Once you have an account, you can use it to confirm your identity, apply and use other Home Office services.

What you need

You will need your:

- date of birth
- passport
- email address
- phone number

If you need to give someone application access so they can apply for you, you also need their email address and phone number.

If you are applied for UK immigration permission (Student Visa) for the first time, you will need to created an account with Home Office UKVI.

Who can create an account

You can create an account for yourself or someone else in some cases - for example, your young child.

Create an account

[I need to apply to the EU Settlement Scheme](#)

Sign in

If you applied before October 2020, you do not have an account (unless you applied to the EU Settlement Scheme).

To sign in, you need your identity document number and date of birth, and access to your phone or email.

Sign in

Who is completing this application form?

☒ The applicant

☐ Someone else

! If you do not need access to the applicant's account select 'Applicant' and answer all questions as the applicant

Continue

What is your country of nationality?

This is the country of nationality shown on your identity document. Use the English spelling or the country code.

Continue

This should be the nationality on the EU passport you hold.

Enter your passport details

Passport number

This can contain letters and numbers. For example, "120382978A".

Country of issue

This is usually shown on the first page of your passport, at the top. Use the English spelling or the country code.

Does your passport have an expiry date?

☒

Yes

☐

No

This information must match your current passport.

What is the expiry date?

For example, 29 03 2025

Day

Month

Year

If your passport does not have an expiry date, answer 'no'.

Continue



What is your date of birth?

For example, 29 03 1976

Day	Month	Year
<input type="text"/>	<input type="text"/>	<input type="text"/>

► [Help with date of birth](#)

Continue

What is your name?

Enter your name as it is written on your identity document. Use the English spelling if it is written in two languages.

Given names

Also known as your first and middle names

Surname

Include all your surnames

Continue

What is your email address?

We will send a single-use 6-digit security code to this email address. This is to verify the address is correct and that you have access to it.

Continue

Make sure that you use an email address only you have access to. Do not use an old school email that you will not be able to access after you have left.

Verify your email address

We have sent a 6-digit code to

████████@warwick.ac.uk

Follow the instructions to verify your email address.

If you have not received a code, make sure the email address is correct and you have checked your spam folder.

Enter code

Continue



What is your phone number?

We will send a single-use 6-digit security code by text message (SMS) to this phone. You will need to verify it in the same way as your email.

For international numbers include + and the country code.
For example, +39 1 33 45 70 90

Use a phone number you will have easy access to.

Verify your phone number

We have sent a 6-digit security code by text message to:

██████████ [Change](#)

It may take a few minutes to arrive.

Enter security code

[Resend code](#)

Continue

[My code has not arrived](#)

Follow the instructions to verify your phone number, or click on the links if you did not receive a code to your phone.

Do you need to give someone access to your application?

If someone is applying for you, you can give them access to your application

☐ Yes ☐ No

We suggest that you complete and submit your own Student Visa application.

Continue

If you need to give someone else access, you will need to provide their details (not shown).

Confirm your details

Document type	Passport	Change
Document number	123123123	Change
Country of issue	France - FRA	Change
Expiry date	None	Change
Name	Sample Student	Change
Nationality	France - FRA	Change

Create Account

IF YOU HAVE A BIOMETRIC PASSPORT

You will need to log in to you newly created account in start the visa application process.

Account created

What happens next

You will need to use the 'UK Immigration: ID Check' app to verify your identity.

Sign in

To sign in, you will need:

- your identity document number
- your date of birth
- access to your phone or email

You will be sent a security code to sign in.

Sign in

Sign in

What identity document did you use in your application?

If you have updated your identity document since you applied, you must use the details of the updated document to sign in.



Passport



National identity card



Biometric residence card or permit

Continue

Sign in

What is your passport number?

Passport number

For example, 120382978

123123

Continue

Sign in

What is your date of birth?

You should enter this as shown on your passport, for example, 31 3 1980

Day Month Year

Continue

Sign in

How do you want to receive a security code?

We will send a code to your phone or email address.

Applicant

☐ Phone (██████████)

☐ Email (██████████@warwick.ac.uk)

Continue

Select whether you want to receive the code by text or email and then follow the instructions to complete the login process.

Your applications

Student

Started: 06 June 2022

Unique application number: 3434-██████████7

Continue application

Delete

Choose a different application

Go to GOV.UK to and [apply for something else](#)

Once you have signed in you will have a unique application number and can continue to the visa application process by clicking the green button.

Apply as a Student

You need to complete every section.

1. Identity and contact

Confirm your sign-in email address	COMPLETED
Confirm your sign-in phone number	COMPLETED

[Confirm your identity](#)

Once you have confirmed your details using the IDV app you will be able to continue to the other sections of the form.

Due to our inability to access the visa application form via the IDV app, this guide does not feature step-by-step screen shots.

However, the section of this guidance document aimed at students who cannot use the IDV does feature screen shots and may be used where the questions are the same, for example, where you are required to provide information about your course of study or English Language competency.

Immigration adviser details

Unless an immigration specialist or lawyer is handling your visa application, we would not expect you to give details of an immigration adviser.

We would suggest that you submit your own visa application and provide your own contact details.

The University immigration team can offer you help and advice but we are not authorised to act on your behalf, and in this context, we are not your appointed ‘immigration adviser’.



Contact preferences

The contact details (email and phone number) which you provide should be easily accessible by you and you alone.

You will be asked how you would prefer to be contacted by UKVI while your application is under consideration and how you would like to receive the outcome of the application.

Other names and nationalities

You need to provide full details of any/all other names and/or nationalities.

This might include name changes after marriage/divorce and any previous nationalities you may have surrendered.

If you have dual nationality then you will need to give details of the nationality which you are not using to apply for your Student Visa.



People applying with you

This section refers to any immediate family members whom you wish to bring to the UK as your Student Dependants.

Not all students are eligible to have Dependants in the UK and not all family members are eligible to apply.

For more information, please refer to the Home Office website or contact our Immigration Team : [Student visa : Your partner and children - GOV.UK \(www.gov.uk\)](#)

Your location

This section asks about where you are currently living, your address, how long you have lived there and who owns the property.

If you neither rent nor own your home, select 'Other' and provide more details; eg. "I live with my parents and they own the property."



Personal details

This section is all about you and the answers you give must reflect the information on your passport.

You will need to provide information about the following:

- First (given) name
- Family name
- Date of birth
- Sex
- Marital status

Family and relationships

Here you will need to provide details about both your mother and father, such as their full names and date of births.

If you do not have this information then you can tick the relevant box.

You may also be asked for details of any family member you have who currently reside in the UK, such as their address and UK immigration status.

Living arrangements

This is about where you will stay during your studies in the UK.

If you have applied to University housing but not yet been allocated your accommodation, then you can use the generic campus address:

University of Warwick
Gibbet Hill Road
Coventry
CV4 7AL

If you know the address of your campus housing, or you have arranged independent accommodation and know the address you can provide that.

If you do not know where you will stay in the UK they you can provide the details of a hotel where you will stay on arrival, or the address and details of a friend you will be staying with until your permanent housing is sorted.

Travel history

In this section you will need to provide details of all previous travel you have undertaken internationally and to the UK, within the last 10 years.

You will need to provide dates and the reason for the visit(s) along with details of the visa(s) used.

If you have visited the same country multiple times during the last 10 years please give details of the three most recent visits.



Criminality

Here you will need to give details of any and all legal infractions, no matter how minor.

You must answer honestly as failure to do so will result in your application being refused and a possible future entry ban on travel to the UK.

You are also required to read fully the sections on war crimes, terrorism and terrorist activity before ticking the declaration.

Study details

This section relates to your study at Warwick. **All the information you need can be found on your CAS.** It is very important that you copy paste all the details from your CAS email so that there are no mistakes. This includes

- CAS number
- Course name

The academic level of your course is also stated on the CAS. RQF = the same as NQF.

If your course requires ATAS clearance then you will need to provide the ATAS reference number in this section also.

Use the course start and end dates as per your CAS, even if you are a continuing student or if you are returning from a break in studies.

If you are still unsure, scroll through this guide until you find the relevant section for students unable to use the IDV app, since the questions about study will be the same.



English Language ability

Your CAS will state how the University has assessed your competency in English.

If it states that **the University has made its own assessment** the you will not be required to provide any documentary evidence of this.

Warwick University is an **HEI with a track record of compliance**.

If you are still unsure how to answer the questions in this section, scroll through this guide until you find the relevant section for students unable to use the IDV app, since the questions about English Language will be the same.

Pay and submit application

Once you have completed all the sections, we suggest that you review your answers before going any further.

Before you can submit and pay for the visa application you will need to pay the Immigration Heath Surcharge.

The amount you need to pay will be calculated using the start and end dates of your course (as entered by you from information stated on your CAS), with an additional four months included after the course end date.

For more information and screenshots relating to the IHS payment, please scroll through this guide to the relevant section later on.



IF YOU DO NOT HAVE A BIOMETRIC PASSPORT

If your passport does not have a biometric chip or your phone is not compatible with the UKVI IDV app, you can still submit your visa application online and will automatically be directed to the webpage where you can begin:

Confirm your visa type

Confirm what type of visa you want to apply for from the options below. If you are not sure, use the [check if you need a UK visa tool](#), or see the [visas and immigration guidance pages](#) for information.

☐ Short-term student visa

☒ Student

Next

Select a country to provide your biometrics

To complete your application, you must make arrangements to provide your biometrics (fingerprints and facial photograph) with our commercial partner, which may involve attending one of their centres. You will be able to see the options available to you after you have completed your application and continue to our commercial partner's website.

Enter the country in which you are making your application and wish to provide your biometrics

You should select the country where you will make your visa application.

This will usually be the country where you live.

Check available visa application centre locations

You can find all VAC locations by checking the [‘Find a visa application centre’](#) page on GOV.UK. They are also listed on our commercial partners’ websites.

You will not be able to change the location after you have submitted your application.

There may not be a VAC in your preferred location. Try an alternative location if this is the case.

You must select a location even if you believe you are unable to provide your biometrics at any location.

The country that you have selected

☐

I have identified the location where I will provide my biometrics (or I am unable to provide my biometrics at any location).

☐

I want to choose a different location.

Next

If it is not possible to provide your biometrics in the country you have selected, then you will be redirected to another country. If it is difficult for you to travel to the redirected country, you will be able to return to this page and select a different country that you are able to travel to.

Student visa

Use this form to apply from outside the UK for a Student visa.

You cannot add family members ('dependants') to this application. You must complete a [separate form](#) for your dependants.

Before you apply

Before you start your application, [read the guidance](#) on:

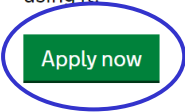
- eligibility
- how to apply and required documents
- fees

How long it takes you to complete the application will depend on your particular situation. You will be able to save your application and come back to it at another time if you need to.

If you are inactive for 25 minutes you will be automatically logged out.

How we use your data

The Home Office will use the personal information you provide to decide whether to grant your application. We may also share your information with other public and private sector organisations in the UK and overseas. For more detail please see the [Privacy Notice for the Border, Immigration and Citizenship system](#). This also sets out your rights under the Data Protection Act 2018 and explains how you can access your personal information and complain if you have concerns about how we are using it.



Apply now

You cannot use this online application form for any family members that you want to bring to the UK as your Student Dependants.

They must now complete a separate Dependant application form after you have made your Student Visa application.

Register an email

Enter an email address and password so you can save your answers. You will then be emailed a unique link to let you log back in to your application at a later point, if needed.

Throughout your application, you can select the option to 'Return to this application later' in order to re-send the link to your latest saved application.

Email address

Create a password

Your password must be 8 characters or longer and include a letter and a number or symbol.

Repeat your password

Save and continue

Make sure your password is secure and one which you will remember.

Do not share your password with anyone.

Contacting you by email

We may use email to contact you about your application, for example, we may contact you for further information, or send a decision on your application by email. We may also use email to contact you about your immigration status after your application has been decided.

You must notify us immediately if the contact email addresses you provide as part of this application change.

 warwick.ac.uk

If your email is wrong, click [here](#) to change it.

Use an email address that you will have access to.

Who does this email address belong to?

☒ You

☐ Someone else

Do not use: qq or sina; a school email address that you will be locked out off; an agent's email address; an email address which anyone else has access to.

Additional email

Do you have another email address?

☐ Yes

☐ No

Do use the same email address which you use to communicate to the University.

Save and continue

Your telephone number

We may contact you by telephone if we have any further questions about your application, or about your immigration status after your application has been decided.

You must notify us immediately if the contact telephone number(s) you provide as part of this application change.

Provide your telephone number

Only include numbers, and for international numbers include the country code. You will be able to add any additional telephone numbers after you click 'Save and continue'.

Where do you use this telephone number?

You can select more than one option

☐ For use whilst in the UK

☐ For use whilst out of the UK

Select whether this is your home, mobile or work telephone number

You can select more than one option

☐ Home telephone number

☐ Business telephone number

☐ Mobile telephone number

Contacting you by telephone

Are you able to be contacted by telephone?

☐ I can be contacted by telephone call and text message (SMS)

☐ I can only be contacted by telephone call

☐ I can only be contacted by text message (SMS)

☐ I cannot be contacted by telephone call or text message (SMS)

Provide a telephone number which you have access to and indicate how the Home Office may contact you.

Save and continue

[Return to this application later](#)

► [Show and edit answers](#)

Throughout the application you will have change to save your answers, review and edit your information and to log out and return at a later time

Scholarships

Do you have a Marshall, Chevening or commonwealth scholarship?

Check the [postgraduate scholarship guidance](#), if you do not know.

☐

Yes

☐

No

Only select 'yes' if you have been awarded one of the scholarships listed here.

Answer 'no' for all other awards and if you are not the recipient of any scholarship awards.

Answer 'no' if you are in receipt of any financial award from Warwick.

Your Confirmation for Acceptance for Studies number

Do you have a Confirmation of Acceptance for Studies (CAS) number?

☒

Yes

☐

No

Confirmation of Acceptance for Studies reference number

Save and continue

You cannot apply without a valid CAS number.

Copy paste your CAS number from the CAS email you received from the University.

If you are applying following a refusal you **must** be issued with a new CAS before you can reapply.

Your name

Enter your name, as shown in your current passport or travel document.

Your given name is usually your first name. Your family name is the surname that is shared by your family. If you have middle names, include these with your given name. If your name has a suffix (e.g. Jr), include this with your given name. If you have a patronymic name include it with your given names. You must tell us all your given names.

Given name(s)

Family name

▶ [I cannot enter my name using a current passport or travel document](#)

If you do not have a passport or travel document use a biometric residence permit, immigration document or birth certificate. For recognised refugees, stateless persons or beneficiaries of humanitarian protection without these documents, enter the name by which the Home Office knows you.

▼ [I do not have both a given and family name](#)

Enter your name(s)

Any other names

In addition to the names already provided, are you now or have you ever been known by another name?

You must provide all your names. For example, if you changed your name after marriage or have a different name that you use for professional purposes.

☐

Yes

☐

No

Answers these questions giving your name(s) as stated on the passport you will use to make the visa application.

If you are planning on changing your name(s) it would be sensible to do this and obtain an updated passport **before** completing the visa application.

See also the note on the left from UKVI.

Your sex and relationship status

What is your sex, as shown in your passport or travel document?

- ☐ Male [Answers this question as per the information on your passport.](#)
- ☐ Female
- ☐ Unspecified [See also the note below from UKVI.](#)

What is your relationship status?

▼ [I am unsure of my current relationship status](#)

'Single' means that you have never been married or in a civil partnership, and that you do not currently consider yourself in a relationship.

'Unmarried partnership' means that you currently consider yourself in a relationship but are not married or in a civil partnership.

Your address

Address

Town/City

Province/Region/State

Postal code (if applicable)

Country

This should usually be your home address where you live and receive post (your correspondence address).

If this is not the address where you want to receive post, answer 'no' to the question below and provide an alternative address for correspondence.

Is this address also your correspondence address?

We may use this address to contact you about your application, including after it has been decided.

☐ Yes ☐ No

About this property

How long have you lived at this address?

Select a unit of time and enter a value

▼

What is the ownership status of your home?


- ☐ I own it
- ☐ I rent it
- ☒ Other

If you neither rent not own your home, select 'Other' and provide more details; eg. "I live with my parents and they own the property."

Give more details about your living situation, such as who you live with and who owns the property

Maximum of 500 characters

Your passport

 You must use your passport or travel document to complete this section.

Passport number or travel document reference number

Issuing authority

On your passport or travel document this could also be referred to as 'country of issue' or 'place of issue'.

This information must match the passport which you will use in your visa application.

Issue date

Enter date in the format DD MM YYYY

Day Month Year

Expiry date

Enter date in the format DD MM YYYY

Day Month Year

If you are going to get a new passport it would be sensible to apply **after** you have your new travel document.

Your identity card

Do you have a valid national identity card?

This includes identity cards, issued from non-UK governments. This does not include driving licences. If you have an internal passport, provide the details here.

☒ Yes ☐ No

If you answer 'yes' to this question you will be asked to provide more information.

National identity card number

Provide the number as shown on your identity card

Issuing authority

On your identity card, this could also be referred to as 'country of issue' or 'place of issue'.

Issue date (if applicable)

Enter date in the format DD MM YYYY

Day Month Year

Expiry date (if applicable)

Enter date in the format DD MM YYYY

Day Month Year

Your nationality, country and date of birth

Country of nationality

Enter your country of nationality or citizenship, as shown on your passport or travel document. If you have previous or additional nationalities or citizenships, you will be able to add these later in the application.

Country of birth

Place of birth

Enter your place of birth (for example, the city or province), as shown on your passport or travel document.

Date of birth

For example, 31 3 2020

Day Month Year

Enter these details exactly as they appear on your passport.

Your other nationalities

Do you currently hold, or have you ever held, any other nationality or citizenship?

You must provide all the nationalities that you currently hold or have ever held.

☒ Yes ☐ No

If you answer 'yes' to this question you will be asked to provide more information.

Country of other nationality

If you have additional nationalities, you will be able to add these later.

Date held from

Enter date in the format DD MM YYYY

If you are unsure of the exact date, provide the month and year

Day Month Year

Date held to

Enter date in the format DD MM YYYY

If you are unsure of the exact date, provide the month and year

Day Month Year

Confirm if you still hold this nationality

☐

I still hold this nationality

Previous evidence of English Language ability

Have you provided evidence of your English language ability in a previous application?

You must have provided evidence that you either:

- scored level B1, B2, C1 or C2 on an approved English language test which assessed your reading, writing, speaking and listening skills
- have a degree which was taught in English
- have an English GCSE, A level or Scottish National 4 or 5, Higher, or Advanced Higher qualification

☐ Yes ☐ No




If this is your first Student Visa application, then you should answer 'no'.

If you have applied for Student (or Tier 4) leave before and your CAS included the results of **one of the qualifications listed above** then answer 'yes' here.

If you have applied for Student (or Tier 4) leave before and your CAS stated that **your sponsor had made their own assessment of your English Language ability**, then answer 'no' here.

Spoken language preference

We may have to talk to you about your application.

Which language would you prefer   

☐

English

☐

Other

Which language would you prefer to use?

Your choice of language cannot be guaranteed. You may be required to speak in English depending on the requirements of your visa.

If you chose a language other than English you will be asked to give more details about your preferred speaking language.



English qualification from a UK school

Do you have an English language or literature qualification from a UK school?

This must be from a school you attended when you were under 18. You will need to provide your exam certificate.

You can use a GCSE, A level, National 4 or 5, Higher, or Advanced Higher qualification.

☐ Yes ☐ No

You will only see this question if you answered 'no' to the question **Previous evidence of English Language ability**

If you do not hold one of the English Language qualifications listed above then you must answer 'no', you will then see the next question on the right.

Answer the first question, 'yes', Warwick is a higher education provided with a track record of compliance.

English language assessment

Are you coming to the UK to study at a higher education provider with a track record of compliance?

[See the Register of Student sponsors](#) to confirm whether a Higher Education Provider has a track record of compliance. A Higher Education Provider with a track record of compliance will have the status 'Student Sponsor - Track Record'.

☒ Yes ☐ No

Does your Confirmation of Acceptance for Studies (CAS) statement indicate that your English language ability was assessed by your institution or that you are a 'gifted' student?

☐ Yes ☐ No

Answer the first question, 'yes', Warwick is a higher education provided with a track record of compliance.

Your CAS will confirm how your English Language ability has been assessed; if you are in any doubt, contact your admissions team for further advice.

People financially dependant on you

Does anyone rely on you for financial support?

Include both those travelling with you and those who are not.

This could include:

- children under 18
- children over 18 who live with you at home
- children who you look after all the time
- older relatives who need you for accommodation or other support

☐

Yes

☐

No

▼ Will these dependants be included in my application?

Information about these dependants will help us with your application but they will not be included in this visa application. They will need to apply separately if they want to be with you in the UK.

If you answer 'yes' to this question you will be asked to provide more information.

For more information about which family members can join you in the UK as your Student Dependants, please see the following link:
[Student visa : Your partner and children - GOV.UK \(www.gov.uk\)](https://www.gov.uk/guidance/student-visa-your-partner-and-children)

About your dependant

You should use your dependant's passport, if they have one, to complete this section.

What is this person's relationship to you?

Given names

Family name

Date of birth

Enter date in the format DD MM YYYY

Day Month Year

Does this person currently live with you?

☐

Yes

☐

No

Is this person travelling with you to the UK?

☐

Yes

☐

No

The information entered about your dependants should be exactly as it appears on their passport, if they have one.

If your dependant will travel to the UK with you, you will be asked for further details of their nationality and passport.

Country of nationality

Passport number

Give details about your first parent

Give details about 2 of your parents.

[What if I do not have my parents' details?](#)

☐

I do not have my parents' details

What is this person's relationship to you?

☐

Mother

☐

Father

Given names

Family name

If they do not have both a given and family name, enter their name(s) in the Given names field.

Date of birth

Enter date in the format DD MM YYYY

Day Month Year

Country of nationality

Have they always had the same nationality?

☐

Yes

☐

No

Give details about another parent

Give details about 2 of your parents.

[What if I do not have my parents' details?](#)

☐

I do not have my parents' details

What is this person's relationship to you?

☐

Mother

☐

Father

Given names

Family name

If they do not have both a given and family name, enter their name(s) in the Given names field.

Date of birth

Enter date in the format DD MM YYYY

Day Month Year

Country of nationality

Have they always had the same nationality?

☐

Yes

☐

No

Enter your parents' information exactly as it appears on their passport(s).

Family who live in the UK

Do you have any family in the UK?

You must answer fully and honestly, to the best of your ability.

This includes:

- immediate family - such as spouse, civil partner, parents or children
- grandparents or grandchildren
- your spouse or civil partner's family
- your child's spouse, civil partner or partner
- your partner, if you have lived with them for 2 out of the last 3 years

☐

Yes

☐

No

If you have any family members in the UK you will be asked to provide more information about them, including what immigration permission they hold.

Depending on the answers you give, you will be asked to provide their passport number or more information about their situation.

Give as much information as possible about their status in the UK, including if:

- they are waiting for a decision on a visa
- they are exempt from immigration control
- they are not in the UK legally

Maximum of 500 characters

Why can you not ask your relative?

Maximum of 500 characters

About your relative

Their relationship to you

Given names

Family name

Country of nationality

What permission do they have to be in the UK?

Ask your relative for the answer if you do not know it.

☐

They have a temporary visa

☐

They are in the UK permanently

☐

They do not have a visa and are not in the UK permanently

☐

I cannot contact my relative

Their passport number

Travelling as part of an organised group

Will you be travelling to the UK as part of an organised group?
This include travel companies or sports, work, or study groups.

☐ Yes ☒ No

Travelling with another person

Will you be travelling to the UK with someone who is not your partner, spouse, or dependant?

☐ Yes ☐ No

If you answer 'yes' to this question you will be asked to provide more information.

Who will you be travelling with to the UK?

If you are travelling with more than one person, you only need to list one name

Given names

Family name

Country of nationality

Relationship to you

Where will you stay in the UK

Do you know where you will be staying in the UK?

☒ Yes

☐ No

What address will you be staying at while in the UK?

You will be able to add details of any additional places you will be staying after you click 'Save and continue'

Enter a UK postcode

CV4 7AL

[Enter address manually](#)

Address (line 1 of 3)

University of Warwick

Gibbet Hill Road

Town/City

Coventry

Accommodation plans in the UK

Where do you plan to stay in the UK?

Give as much detail as possible of where you intend to stay, for example in a hotel, private housing, or with friends. Include the names of anyone else you will live with and their relationship to you.

Maximum of 500 characters

If you have applied for University of Warwick managed accommodation but do not have the details of your address at the time that you will make your visa application then you can use the generic campus address, shown here on the left.

Enter **CV4 7AL** as the UK postcode and you will then be able to select the address as shown.

If you will arrange your own accommodation but do not know where you will stay when you arrive in the UK the answer 'no' and provide more details about where you will stay after you arrive. Refer to the UKVI note (highlighted) for more advice about the kind of information you should provide.



Other places you will stay while in the UK

Will you be staying anywhere else in the UK?

This includes staying in:

- a hotel or bed and breakfast (B&B)
- accommodation provided by an employer
- a private home with friends or work colleagues
- accommodation provided by the educational institution where you will be studying
- any other type of accommodation

☒ Yes ☐ No

If you will go straight to your accommodation answer 'no' but if you will arrive before you can get into your housing, please provide as much information as possible about where you will stay when you first arrive to the UK. This might be a hotel or the address of a friend.



Tell us about where you plan to stay in the UK. You will be able to add another place on the next page.

Where are you planning to stay in the UK?

If you are staying with friends, other relatives, or in another person's home, give their full name.

[I am not sure how to enter details about my stay](#)

Enter the address for where you are staying

This must be in the UK.

Town/City

Postcode

When will you arrive there?

Provide your best estimate. Enter date in the format DD MM YYYY

Day Month Year

When will you leave there?


Day Month Year

UK travel history

Have you been to the UK in the past 10 years?


☒ Yes

☐ No



How many times have you been to the UK in the past 10 years?

If you are unsure of the exact number, provide an estimation. You will be asked to provide details for up to 3 of your most recent times in the UK.



If you answer ‘yes’ to this question you will be asked to provide more information.

If you travelled to the UK more than 10 years ago, you can answer ‘no’.

Your most recent time in the UK

Select why you were in the UK:

- ☐ Tourism (including visiting family and friends)
- ☐ Work
- ☐ Study
- ☐ Transit (travelling through the country)
- ☐ Other reason

Date you arrived in the UK

Enter date in the format MM YYYY

Month

Year

How long were you in the UK?

Select a unit of time and enter a value



UK visa applications

Have you been issued with a UK visa in the past 10 years?

☒ Yes

☐ No

Date of visa issue

Enter date in the format MM YYYY

Month Year

If you answer 'yes' to this question you will be asked to provide more information.

This could be any visa you have been issued for the UK, even if you did not use it; so for example, if you are granted a Student Visa but deferred your studies and did not come to the UK.

Travel to Austria, Canada, New Zealand, USA, Switzerland or the European Economic Area

How many times have you visited the following places in the past 10 years?

- Australia
- Canada
- New Zealand
- USA
- Switzerland
- European Economic Area (do not include travel to the UK)

☐ Zero

☐ Once

☐ 2 to 5 times

☐ 6 or more times

Which countries are part of the European Economic Area (EEA)?

- Austria
- Belgium
- Bulgaria
- Croatia
- Republic of Cyprus
- Czech Republic
- Denmark
- Estonia
- Finland
- France
- Germany
- Greece
- Hungary
- Iceland
- Ireland
- Italy
- Latvia
- Liechtenstein
- Lithuania
- Luxembourg
- Malta
- Netherlands
- Norway
- Poland
- Portugal
- Romania
- Slovakia
- Slovenia
- Spain
- Sweden

If you answer 'yes' to this question you will be asked to provide more information for each country visited (not shown).

World travel history

Have you been to any other countries in the past 10 years?

Do not include visits to the UK, USA, Canada, Australia, New Zealand, Switzerland or the European Economic Area.

▶ [Which countries are part of the European Economic Area \(EEA\)?](#)

- | | | |
|----------------------|-----------------|------------|
| • Austria | • Greece | • Norway |
| • Belgium | • Hungary | • Poland |
| • Bulgaria | • Iceland | • Portugal |
| • Croatia | • Ireland | • Romania |
| • Republic of Cyprus | • Italy | • Slovakia |
| • Czech Republic | • Latvia | • Slovenia |
| • Denmark | • Liechtenstein | • Spain |
| • Estonia | • Lithuania | • Sweden |
| • Finland | • Luxembourg | |
| • France | • Malta | |
| • Germany | • Netherlands | |

☐ Yes ☐ No

You need to provide details of all travel to any of these countries. If the form does not allow you to enter multiple details of trips to the same country then you should write a cover letter with details of any trips not included here.

Details of your word travel history



This is about your most recent visit to either Australia, Canada, New Zealand, USA, Switzerland or the European Economic Area

Which country did you visit?

What was the reason for your visit?

- ☐ Tourism (including visiting family and friends)
- ☐ Work
- ☐ Study
- ☐ Transit (travelling through the country)
- ☐ Other reason

Date of visit

Enter date in the format MM YYYY

Month Year

How long was your visit?

Select a unit of time and enter a value

You will only see this question if you answered 'yes' to the question **World travel history**

Your planned travel information

Date you plan to arrive in the UK

Enter date in the format DD MM YYYY

Day Month Year

► [Why is this information important?](#)

If your application is successful, you will be granted a visa to enter the UK. The visa will only be valid for entry to the UK for 30 days. If your visa expires before you travel to the UK, you will have to apply for a replacement visa.

After you arrive in the UK, you will collect a [biometric residence permit](#), which will show that you have permission to remain in the UK.

You should try and be as accurate as possible with this information since it will affect the start date of your temporary travel visa.

You cannot enter the UK more than a month before your course start date.

If you enter the UK before the start date of your travel visa, you may not be permitted to start your course.

Immigration history

For either the UK or any other country, have you ever been:

- Refused a visa
- Refused entry at the border
- Refused permission to stay or remain
- Refused asylum
- Deported
- Removed
- Required to leave
- Excluded or banned from entry

☐

Yes

☐

No

You must answer this question fully and honestly. Failure to do so could result in the application being refused on grounds of deception.

This does not include if you have had a previous UK visa curtailed by Home Office UKVI.

If you answer 'yes' then you will be asked to provide more information.

Details of an immigration problem

Give details of what happened

You will be able to add details of any further immigration problems after you click 'Save and continue'

- ☐ An application for a visa was refused
- ☐ I was refused entry at the border
- ☐ I was refused permission to stay or remain
- ☐ I was refused asylum
- ☐ I was deported
- ☐ I was removed
- ☐ I was required to leave
- ☐ I was excluded or banned from entry

Country

When did this immigration problem happen?

Enter date in the format MM YYYY

You will only see this question if you have answered 'yes' to the previous question, **Immigration history**

You must give as many details as possible.

When did this immigration problem happen?

Enter date in the format MM YYYY

Month Year

Give more details of what happened

Maximum of 500 characters



Breach of UK immigration law

Have you ever:

- entered the UK illegally
- remained in the UK beyond the validity of your visa or permission to stay
- breached the conditions of your leave, for example, worked without permission or received public funds when you did not have permission
- given false information when applying for a visa, leave to enter, or leave to remain
- breached UK immigration law in any other way

☐ Yes

☐ No

If you answer 'yes' to this question you will be asked to provide more information.

You must provide full details of any immigration breach.

Give details of what happened

You will be able to add details of any additional breaches after you select 'Save and continue'

- ☐ I entered the UK illegally
- ☐ I remained in the UK beyond the validity of my visa/permission to stay
- ☐ I breached the conditions of my leave
- ☐ I gave false information when applying for a visa, leave to enter or remain
- ☐ Other

When did this breach of UK immigration law happen?

Enter the date in the format MM YYYY

Day

Month

Year

Give details of what happened

Maximum of 500 characters



Convictions and other penalties

At any time have you ever had any of the following, in the UK or in another country?

Only select one answer at a time. If you need to give more than one answer, you can do so on another page.

- ☐ A criminal conviction
- ☐ A penalty for a driving offence, for example disqualification for speeding or no motor insurance
- ☐ An arrest or charge for which you are currently on, or awaiting trial
- ☐ A caution, warning, reprimand or other penalty
- ☐ A civil court judgment against you, for example for non payment of debt, bankruptcy proceedings or anti-social behaviour
- ☐ A civil penalty issued under UK immigration law
- ☐ No, I have never had any of these

You must tell us about spent as well as unspent convictions. You must tell us about any absolute or conditional discharges you have received for an offence.

You must answer these questions fully and honestly.

War crimes

You must read all of the information on this page before answering.

[War crimes](#)

Click on the link above to expand the information onscreen.

You will need to read this information (not shown) before answering the question and ticking the declaration.

In either peace or war time have you ever been involved in, or suspected of involvement in, war crimes, crimes against humanity, or genocide?

☐ Yes ☒ No

☒ I have read all of the information about war crimes, including the guidance

Save and continue

Terrorist activities, organisations and views

You must read all of the information on this page before answering.

[Terrorist activities](#)

Have you ever been involved in, supported or encouraged terrorist activities in any country?

☐

Yes

☐

No

[Terrorist organisations](#)

Have you ever been a member of, or given support to, an organisation which has been concerned in terrorism?

☐

Yes

☐

No

Have you, by any means or medium, expressed views that justify or glorify terrorist violence or that may encourage others to commit terrorist or other serious criminal acts?

☐

Yes

☐

No

Click on the each of the links to expand the information onscreen.

You will need to read all the information (not shown) before answering the questions and ticking the declaration.

☐

I have read all of the information about terrorist activities, organisations and views, including the guidance

Save and continue

Extremist organisations and views

You must read all of the information on this page before answering.

[Extremist organisations](#)

Have you ever been a member of, or given support to, an organisation which is or has been concerned with extremism?

☐ Yes ☐ No

[Extremist views](#)

Have you, by any means or medium, expressed any extremist views?

☐ Yes ☐ No

☐ I have read all of the information about extremist organisations and views, including the guidance

Click on the each of the links to expand the information onscreen.

You will need to read all the information (not shown) before answering the questions and ticking the declaration.

Save and continue

Person of good character

Have you, as a part of your employment or otherwise, undertaken paid or unpaid activity on behalf of a non-UK government which you know to be dangerous to the interests or national security of the UK or its allies?

☐ Yes ☐ No

Have you ever engaged in any other activities which might indicate that you may not be considered to be a person of good character?

☐ Yes ☐ No

Is there any other information about your character or behaviour which you would like to make us aware of?

☐ Yes ☐ No

Save and continue

Answer fully and honestly.

If you answer 'yes' to any of these questions then you will need to provide more information.

Your employment history

Have you ever worked for any of the following types of organisation?

Include information for any paid or unpaid work. Select all that apply.

- ☐ Armed Forces (career)
- ☐ Armed Forces (compulsory national or military service)
- ☐ Government (including Public or Civil Administration and non-military compulsory national service)
- ☐ Intelligence services
- ☐ Security organisations (including police and private security services)
- ☐ Media organisations

☐ Judiciary (including work as a judge or magistrate)

☐ I have not worked in any of the jobs listed above

Save and continue

If you have worked in any of these occupations then tick the appropriate box and provide more information on your job title or the role you were in, the organisation you worked for and the dates of employment.

Sponsor licence number and address

This information is on your Confirmation of Acceptance for Studies (CAS) statement, or contact your sponsor to get their licence number.

What is your sponsor licence number?

C5MQDFPD0

Sponsor's address

University of Warwick

Gibbet Hill Road

Town/City

Coventry

Postcode

CV4 7AL

Warwick’s address and sponsor licence number is shown here.

You can copy and paste this information from your CAS email.

Place of study

What type of sponsor will you be studying with?

The [Register of Student sponsors](#) sets out what type of sponsor each institution on the register is. A Higher Education Provider with a track record of compliance will have the status ‘General Student Sponsor – Track Record’.

- ☐ Independent School
- ☐ Higher Education Provider
- ☒ Higher Education Provider with a track record of compliance
- ☐ Overseas Higher Education Provider
- ☐ Publicly Funded College
- ☐ Private Provider

The University of Warwick is a Higher Education Provider with a track record of compliance.



Primary site of study

Is this the site where the majority of your study will take place?

University of Warwick
Gibbet Hill Road
Coventry
CV4 7AL

☒ Yes ☐ No

Tick 'yes' even if you are applying for a new Student Visa after switching to course with a Year Abroad or Work Placement year.

UCAS details

Did you apply for your course through UCAS?

☐ Yes ☐ No

▼ What is UCAS?

The Universities and Colleges Admissions Service (UCAS) is an organisation whose main role is to operate the application process for British universities. Most undergraduate and some postgraduate students apply to university through the ucas.com website.

What is your UCAS personal identification number?

If you applied for an Undergraduate course through UCAS, answer 'yes' and copy paste your UCAS personal identification number.

Academic Technology Approval Scheme (ATAS)

Students of certain sensitive subjects, knowledge of which could be used in programmes to develop weapons of mass destruction or their means of delivery, will need to apply for an ATAS certificate before they can study in the UK. You can [find out if you need an ATAS certificate here](#).

Do you need to obtain permission from the ATAS?

☒ Yes ☐ No

What is your Academic Technology Approval Scheme (ATAS) reference number?

This is the reference number on the ATAS clearance certificate issued to you by the Foreign and Commonwealth Office.

If ATAS was required for your course it would have been a condition of your offer and it will be confirmed in your CAS also.

Copy paste the ATAS reference number from the certificate. ATAS certificates are valid for use in a visa application for six months from the date of issue.

If you have changed course or are applying for an extension to your visa you will need to apply for fresh ATAS clearance.

Future official financial sponsorship

Will you be receiving money from an official financial sponsor for your continuing studies?

☐ Yes ☐ No

What is an official financial sponsor?

Examples of an official financial sponsor include the UK Government or your home Government, a university, or an international company or organisation. Examples of support may include a scholarship, internship, fellowship or training programme.

You only need a letter from your sponsor if they meet the definition as highlighted and are paying **all** your tuition fees and maintenance. Answer 'Yes' if you will receive partial scholarship from Warwick. Your CAS will normally show the net course fees after scholarship (for example, if your scholarship is £5,000 and course fees are £25,000, your CAS will show a net course fee of £20,000).

If you are being wholly sponsored by an official financial sponsor how will you prove this?

- ☐ My Student sponsor has confirmed this information on my CAS
- ☐ Letter of official financial sponsorship
- ☐ I am not being wholly sponsored

Course information

Name of sponsor institution (school/college/university)

University of Warwick

Course name

Example course name

Copy past the name of the course from your CAS email.

Qualification you will get

This is the level of the qualification you will receive at the end of your course.

If you are unsure about the level of your qualification, [find out what qualification levels mean here](#) or ask your sponsor institution.



RQF1/SCQF4
RQF2/SCQF5
RQF3/SCQF6
RQF4/SCQF7
RQF5/SCQF8
RQF6/SCQF9/10
RQF7/SCQF11
RQF8/SCQF12

The academic level of the course is stated on your CAS.
RQF = NQF

Are you going to be a student union sabbatical officer?

▼ [What is a student union sabbatical officer?](#)

A sabbatical officer is a full-time officer elected by the members of a students' union (or similar body such as students' association, students' representative council or guild of students), usually at a higher education establishment such as a university.

☐ Yes ☐ No Answer 'no', unless specified otherwise on your CAS.

Course dates

Course start date

Provide the start date of your main course of study, but do not include any other courses you may be taking before.

Enter date in the format DD MM YYYY

Day Month Year

Course end date

Day Month Year

Copy paste the course start and end dates as per your CAS.

This also applies if you are applying for a new visa after changing course or resuming studies following a break.

Accommodation payments

Have you or your parent(s)/legal guardian(s) already paid any money to your sponsor for accommodation?

This is only money paid to your sponsor. For example, this does not include money paid to a private landlord or housing organisation. There is a limit on how much of this will count towards your maintenance requirement, and this is set out in the guidance [here](#)

☒ Yes ☐ No

Answer 'yes' if you have paid money to Warwick for University managed housing, either on or off campus.

How much has been paid?

£

If you are moving into private housing, answer 'no', even if you have paid something.

How can you prove this amount has been paid?

☒ My sponsor has confirmed this information on my CAS
☐ Receipts

Once any payment to the University made towards accommodation tuition fees has cleared, your CAS will be updated to show the amount you have paid against what.

If you have made a payment but not yet received email confirmation that your CAS has been updated you are advised to **wait** until email notification of the update before making your visa application.

Course fees

What are your course fees for your first year?

If your course is shorter than 12 months, state the total course fee. This information is on your Confirmation of Acceptance for Studies (CAS) statement. Alternatively, you can contact your sponsor for this information.

£

Have you or your parent(s) or legal guardian(s) already paid any of your course fees?

Please select No if your course does not have a fee.

☒ Yes ☐ No

How much has been paid?

£

How can you prove this amount has been paid?

☒ My sponsor has confirmed this information on my CAS
☐ Receipts

Student loan

You must show that you have enough money to cover your course fees, and living costs for you and any dependants [Read the guidance](#) to find out how much money you need to show and what documents you can use as evidence.

Are any of the funds required for this application in the form of a student loan?

☒ Yes ☐ No

Have you already received your student loan?

☐ Yes ☐ No

Maintenance funds

You must show that you have enough money to cover your course fees and living costs. [Read the guidance document](#) to find out how much money you need to show and what documents you can use as evidence.

Are all of the maintenance funds required for this application in a bank account with your name on it?

☐ Yes ☒ No

Are you relying on money held in an account under your parent(s) or legal guardian(s) name?

☒ Yes ☐ No

Do you have permission from your parent(s) or legal guardian(s) to use this money?

☒ Yes ☐ No

How can you prove they are your parent(s) or legal guardian(s)?

- ☐ Birth certificate
- ☐ Adoption certificate
- ☐ Court document

Even if you are fully sponsored this page will still appear – answer the first question ‘yes’, because the award is in your name

If you will evidence funds in a bank account in your name then answer ‘yes’.

If you will be using your parent(s) bank statements, answer the first question ‘no’ and then confirm that you have their permission to use their funds – you will need to provide a signed letter from them confirming this as part of your visa application. Then confirm how you will evidence your relationship – you will need to provide this document too along with a certified translation if it is not in English.

For more information about financial evidence, please see the following link:

<https://warwick.ac.uk/study/international/immigration/tier4/applying/money/>

If you’re from a country listed under the UKVI ‘differential evidence requirement’, you will not need to prove that you have enough money to support yourself. For more information, please see [Student visa : Money you need - GOV.UK \(www.gov.uk\)](#)

Additional information about your application

If you needed to add more information about your application but were not able to, you can write it here.

If there is no further information you want to add, click the 'Save and continue' button.

Add further details:

Maximum of 1,000 characters

Here you can provide any other information that you think might be helpful for the caseworker when considering your application, for example, if you do not require a TB certificate because you have recently resided in the UK for more than six months and have not been away for more than six months as evidenced by immigration stamps in your passport.

Continuing students, those applying for a new visa after changing course or returning from a period of temporary withdrawal or students applying for further leave as a result of resits or retakes should add the following note regarding the original course start date:

Please note, the original course start date is [add the date stated in the ‘evidence used’ section of your CAS – it will be the date you first enrolled at Warwick.]

If you started your course remotely and will be coming to the UK after the official course start date, then you may wish to mention this also.



Check your answers

Check the information below before you continue to the next section.

Personal information

Who does this email address belong to?	You	Change
<div>██████████@warwick.ac.uk</div>		
Do you have another email address?	No	Change
Provide your telephone number	██████████	Change
Where do you use this telephone number?	For use whilst out of the UK	
Select whether this is your home, mobile or work telephone number	Home telephone number	
Add another		Add
Are you able to be contacted by telephone?	I can be contacted by telephone call and text message (SMS)	Change

Scholarships

Do you have a Marshall, Chevening or commonwealth scholarship?	No	Change
--	----	------------------------

Continue

At this point it is advisable to review all your answers. If you need to make any amendments, click **Change** at the end of each answer to go back to that section.



Documents

Mandatory documents

These documents are mandatory and you must provide them as part of your application. Tick the box to agree that you will provide each document:

☐

The passport or travel document for Example Student from Your Country

Other documents

If you do not provide these documents, your application may be delayed or refused.

☐

If you provided any qualification evidence to your sponsor for them to issue your CAS, you must submit this evidence (including translations). For example, you might have sent your sponsor your certificate of qualification or transcript of results.

You will need to check the box above to continue, even if you do not need to provide documentary evidence of qualifications.

After you submit your application, you must provide your documents to our commercial partner. You can provide your documents by:

- uploading copies of your documents yourself through our commercial partner's website, free of charge
- taking your documents (originals or copies) to your appointment where our commercial partner will scan them for you, for a fee

If you choose to pay for the assisted scanning service, all documents (originals or copies) need to be A4 size or you may be charged to make them suitable for scanning.

If we require passports, you must take the originals to your appointment. If you have self-uploaded copies on our commercial partner's website you must still take your original passports, but will not be charged for scanning.

The mandatory documents are those which you must provide or your application will be unsuccessful.

If your CAS does not cite any academic qualifications because you are a continuing student then you do not need to provide any evidence of these. You will need to provide qualifications evidence where it is included in your CAS.

The list of other documents will depend on how you answered the questions in the form, for example, whether you require consent from a sponsor or evidence of your relationship to your parent(s).

Nationals of some countries will not be required to provide evidence of their finances; for more information, please visit the UKVI website [Student visa : Money you need - GOV.UK \(www.gov.uk\)](https://www.gov.uk/guidance/student-visa-money-you-need)

Tuberculosis test results

You may need to be tested for tuberculosis (TB). If your test shows that you do not have TB, you will be given a certificate which is valid for 6 months from the date of your x-ray. Include this certificate with your UK visa application. **Check** if you need to get tested.

Click the highlighted link to check whether you will need to include results of the TB test with your visa application.



Conditions

If your application is successful, there will be conditions on your visa or leave to remain. This will include, for example, whether you are able to work in the UK.

If you stay in the UK without permission:

- You can be detained
- You can be prosecuted, fined and imprisoned
- You can be removed and banned from returning to the UK
- You will not be allowed to work
- You will not be able to rent a home
- You will not be able to claim any benefits and can be prosecuted if you try to
- You can be charged by the NHS for medical treatment
- You can be denied access to a bank account
- DVLA can prevent you from driving by taking away your driving licence

☐

I confirm that I understand and accept these conditions

Save and continue

Declaration

By sending this application, you confirm that to the best of your knowledge and belief the following is correct:

- the information relating to the application
- the supporting evidence

I understand that the data I have given can be used as set out in the [privacy policy](#)

I consent to organisations, including financial institutions, providing information to the Home Office when requested in relation to this application.

I understand that any passports/travel documents submitted in support of my application, which remain uncollected after 3 months from the date they were ready for collection, will be returned to an office of the authority that issued the document. If this happens, the Visa Application Centre will be able to advise where the document has been sent.

I have discussed with any other applicants that I am acting on behalf of, and confirmed that the contents of the application are correct and complete.

I agree to the [terms and conditions](#).

I understand that if false information is given, the application can be refused and I may be prosecuted, and, if I am the applicant, I may be banned from the UK.

I confirm that:

- ☐ I am the applicant aged 18 or over
- ☐ I am the applicant aged under 18
- ☐ I am the parent or legal guardian of the applicant who is aged under 18 and completing and submitting the form on their behalf
- ☐ I am submitting the form on behalf of the applicant

I accept the above



Pay towards your healthcare in the UK

You may need to pay a healthcare surcharge (called the 'immigration health surcharge' or IHS) as part of your visa application.

You'll then be able to use the National Health Service (NHS). You'll still need to pay for certain types of services, [e.g. prescriptions, dental treatment and eye tests](#). [↗](#)

Use this service to:

- pay the healthcare surcharge (unless you are applying for your visa online or at a UK Premium Service Centre)
- get an IHS reference number which will be included in your visa application - you'll need this even if you don't have to pay

You'll need:

- your passport or travel document
- your payment card



You may be exempt from paying the healthcare surcharge but you still need an IHS reference number.

Continue

For information about the Immigration Health Surcharge, please see <https://warwick.ac.uk/study/international/immigration/tier4/applying/healthsurcharge>

Please ensure that the credit card you are using to pay the fee is enabled for online transactions. If you cannot pay the IHS fee you will not be able to submit your visa application.



Immigration Health Surcharge (IHS)

Add your Immigration Health Surcharge (IHS) reference number

If you have not paid your IHS, you must do so before you can complete your visa application. You must pay using the external IHS website and then return to this site to complete your visa application. When you go to the IHS website, this application will be locked even if you do not pay your IHS straight away.

If you do wish to edit your answers before submitting this application, you must do so now through [Show and edit answers](#)

[Go to IHS website](#)


If you have already paid your IHS, you will have received this reference number via email. Your reference number will be 9 digits long and start with IHS, for example, IHS123456789.

Enter your IHS reference number

▶ [I am exempt from paying IHS](#)

This is the last point at which you can edit the answers in the application form.

Once you click the green button you will be directed to another website to pay the Immigration Health Surcharge.

 **GOV.UK**

Visas and Immigration

Please wait while you are redirected

Do not refresh or close the page.

If there is an error, none of your information will be lost and your application will not be affected. You will be able to return your application by using the unique link emailed to you.

Once the IHS payment has been processed you will receive a IHS reference number which you will need to copy paste into the box on the left before you can complete your visa application. **You cannot submit your visa application if you have not paid the Immigration Health Surcharge.**

Summary

Missing Details

Your details

[Add where you are planning to stay](#)

[Add your course start date](#)

[Add your course end date](#)

[Add whether you are continuing a course](#)

[Add the location of your course](#)

The information taken from your visa application can't be changed or removed. If you'd like to change or remove this information you must start your visa application again.

Your details

Applying from UK

No

Staying in Isle of Man, Jersey or Guernsey?

[Add where you are planning to stay](#)

Title

You need to select a title

Are you applying to stay in the Isle of Man, Jersey or Guernsey?

☐ Yes

☒ No

Select 'no'.

Save and continue

Given name(s)

Example

> [I don't know how to enter my given name](#)

Family name

Student

> [I don't know how to enter my family name](#)

Email

@warwick.ac.uk

Nationality

India

Visa route

Student

Visa type

Student

Your personal details, email address and the visa type which you are applying for will pull through from the main application form – you cannot change this information now.

If any of this information is incorrect you are advised to start a new application.

Course start date

For example, 20 3 1976

Day Month Year

Please enter a valid course start date

Take the course start and end date from your CAS.

Course end date

For example, 20 3 1976

Day Month Year

Please enter a valid course end date

Are you applying to continue on the same course for which you v

were last given Tier 4 Leave to Enter or Remain (e.g. to undertake re-sits)?

☐ Yes ☐ No

Please state whether you are continuing a course

If you are applying for further leave to complete the same course, answer 'yes'.

What is the original start date of the course?

For example, 20 3 1976

Day Month Year

Your original course start date is stated in the 'evidence used' section of your CAS.

Is your course at NQF 7?

☐ Yes ☐ No

Is your course a Master's degree?

☐ Yes ☐ No

Is your course for 13 months or less?

☐ Yes ☐ No

Your personal details, email address and the visa type which you are applying for will pull through from the main application form – you cannot change this information now.

If any of this information is incorrect you are advised to start a new application.

Please select the location of your course

University of Warwick

Passport number or travel document

123456

> [I don't know my passport or travel document number](#)

Date of birth

For example, 20 3 1976

Day Month Year

> [Help with date of birth](#)

These details are correct

 [Print these answers](#)

 [Download these answers \(PDF\)](#)

Declaration

I confirm that, to the best of my knowledge and belief, my details are correct and complete.

If I give false information, I, or a person named on this application could be:

- stopped from entering the UK now or in the future
- required to leave or removed from the UK
- required to pay extra for healthcare in the UK

I agree to the [terms and conditions](#) and [how my information will be used](#).

I agree

After you have paid the IHS and agreed the all the conditions and declaration you will have to select the application route you intend to use before paying; the fees and processing times will be displayed. Please ensure that you choose the option which is likely to result in your getting a decision before your course start date (or latest course start date where appropriate). You will need to allow sufficient time to receive your documents back and travel to the UK in time for the start of your course (or resumption date if you are a continuing student).

Please make sure you are 100% certain which service you want to use because after you have made the payment for a visa application you will not be able to change the type of service.

We advise that once you have submitted your application you download a copy of the application form and the document checklist for your own records. You will receive e-receipts for the IHS and visa application fee payments.

Remember to check the email account which you used for the visa application regularly as the Home Office may contact you if they require more information in order to process your application; failure to respond to such a request may result in your application being unsuccessful.

