

# Guide for Standard Visit Visa applications made overseas.

This application guidance is for University of Warwick students applying for a standard visit visa (formerly known as short term study visa) from **outside the UK**, to study for a period of **6 months or less**.



*Make sure that a Standard Visit Visa is the correct type of visa for you by checking the information on our website before you apply.*

[Standard Visitor Visa Route \(warwick.ac.uk\)](http://warwick.ac.uk)

# Eligibility

To be eligible to apply for a visit visa you must meet one of the following criteria:

- You have been accepted onto a course of study **less than 6 months** duration - this includes visiting research students and those on exchange programmes of 6 months or fewer
- You will attend a face-to-face element of a distance learning course you are enrolled on at Warwick, e.g. Warwick Week as part of the DLMBA
- You will come to the UK to undertake a PhD viva for a course you are enrolled on at Warwick
- You will come to the UK to re-sit examinations for a course you are enrolled on at Warwick
- You will undertake medical electives or conduct research relevant to a course you are enrolled on in your home country
- **Do NOT apply for a Standard Visit Visa if you are coming to the UK for an English Language course longer than 6 months**

# What do you need?

You will need the following documents to support an application for a Standard Visit Visa (list is not exhaustive):

- An offer letter from the University of Warwick
- A valid ATAS certificate if your course requires it
- A passport or travel document valid for the duration of your visit to the UK
- Evidence of how you will support yourself financially while in the UK
- A student status letter – if coming to the UK for a PhD viva or to re-sit examinations
- A letter from your home University – if coming as a visiting researcher or to do an elective

You will NOT need:

- Evidence of your academic qualifications
- Evidence of your English Language ability
- A CAS (these are used in Student Visa applications only)
- To pay the Immigration Health Surcharge (applicable for visits of +6 months duration only)

# Do you need to apply in advance?

If you are a non-visa national you do not need to apply for a Standard Visit visa before you travel to the UK but can instead apply to enter the UK as a visitor when you pass through UK immigration at the airport.

All other nationalities – referred to as ‘visa nationals’ – MUST apply for a Standard Visit Visa before travelling to the UK.

You can check the UKVI list of visa nationals if you are unsure whether you need to apply for a visa before you travel to the UK: [Immigration Rules Appendix Visitor: Visa national list - Immigration Rules - Guidance - GOV.UK](https://www.gov.uk/guidance/immigration-rules/immigration-rules-appendix-visitor-visa-national-list)  
([www.gov.uk](https://www.gov.uk))

# UKVI Covid update

## Service Update

UK Visas and Immigration have paused the issuance of Visit visa applications in Red list locations.

Before applying for your visa, check the latest information on [travel to England from another country during coronavirus \(COVID-19\)](#). Pay close attention to any local travel guidance in your country of residence.

Customers applying for a Visit visa in a country on the UK's red list, and where restrictions apply, will only receive their Visit visa once those restrictions have been lifted. This may affect your travel plans and a refund cannot be requested once you have provided your biometric data at one of our application centres.

Most UK Visa application centres are operating. To check availability of local services, contact:

- [TLS contact](#) if you are in Europe, Africa and parts of the Middle East
- [VFS global](#) for all other countries

Priority and Super Priority services are only available in some locations. If available, you will be able to purchase these services when booking your appointment.

Covid travel restrictions are subject to change at short notice and the current regulations may not always be reflected in this guidance.

You are advised to check the most up to date UK Government guidance for travellers online at [Coronavirus \(COVID-19\): advice for UK visa applicants and temporary UK residents - GOV.UK \(www.gov.uk\)](#) before making a visa application.

# Please note

The Immigration Service have created these guidance notes to assist with the standard visit visa application process for students wanting to use this visa route to study in the UK for less than six months.



It has been created using screen-shots from the Home Office website and online form. This guidance is not endorsed by UK Visas and Immigration.

- **This guide is best used with the information available on our website [www.warwick.ac.uk/immigration](http://www.warwick.ac.uk/immigration) and the information on the Home Office website: [Visit the UK as a Standard Visitor: Visit to study - GOV.UK \(www.gov.uk\)](http://www.gov.uk)**
- The information shown here is correct at the time of writing, but immigration regulations are subject to change at short notice, as can the visa application form - always contact the Immigration Service if you are unsure of something relating to your visa application or if the application form you are using appears different to the version shown here
- This guide was last updated in **November 2021**, please follow the pages in **number order**
- The Immigration Service cannot guarantee the successful outcome of any application as this decision is made by the Home Office
- **Answer truthfully to all the questions and provide as much as details as possible. Failure to declare the information will result in a visa refusal + a ban from the UK due to using deception in the application.**

1

## [Visit the UK as a Standard Visitor: Apply for a Standard Visitor visa - GOV.UK \(www.gov.uk\)](#)

### Apply online

Once you've started your application you can save your form and complete it later.

If you're applying with family members, each person must have their own application and pay the fee. They need to attend their own appointment at a visa application centre.

You can apply on behalf of your partner and child, if they cannot apply for themselves.

[Apply now >](#)

2

## Select your language

You can read the questions in a different language, but your answers must be in English.

All words used in any translation are there to help. The English version of the questions will be used to assess your application.

Please select your language:

English - please select your language

[Next](#)

While you may have had to provide evidence of your competency in English language in order to secure a place to study at Warwick, you will not need to evidence this in the standard visa application.



3

## Select a country to provide your biometrics

To complete your application, you must make arrangements to provide your biometrics (fingerprints and facial photograph) with our commercial partner, which may involve attending one of their centres. You will be able to see the options available to you after you have completed your application and continue to our commercial partner's website.

**Enter the country in which you are making your application and wish to provide your biometrics**

### [Can I enter any country?](#)

You must usually enter the country where you live.

If it is not possible to provide your biometrics in the country you select (you will be able to check this on the next page), then you will be redirected to another country. If it is difficult for you to travel to the redirected country, you will be able to return to this page and select a different country that you are able to travel to.

**You can enter any country when applying for a standard visit visa.**

4

## Check available biometric enrolment locations

You must [check the available biometric enrolment locations](#) for your country of application. You will not be able to change your country of application after you have submitted your application.

If you have entered a country where no biometric enrolment location is available, then you will be redirected to another country. If it is difficult for you to travel to the redirected country, then you can [change the country where you will be providing your biometrics](#).

**Click the link to check for visa centre options in your country.**

**If there is no visa centre near you then you will be redirected to next option. If you cannot travel to this alternative location, go back to the previous step and choose another country you can apply from.**



I have checked [available biometric enrolment locations](#) and can travel to a location in my selected country. If no location is available in that country, then I confirm that I can travel to a location in the redirected country.



I am unable to travel to a location in my selected country or, as there is no location available, to the redirected country.

Next



# 5

## Apply for a UK visit visa

You can use this service to apply for a UK visit visa for:

- tourism, including visiting family and friends
- business, including sports and entertainment
- transit through the UK
- academic visit, including teaching, exchange and visiting as a dependant of an academic visitor
- marriage or civil partnership
- private medical treatment
- short-term study (up to 6 months), including recreational course

Do not confuse a study with an ‘academic visit’, which is intended for lecturers and academic staff coming to the UK to teach.

### Tuberculosis (TB) test

If you are applying for a visa where you can stay in the UK for more than 6 months you may need to get a TB test, depending on where you are applying from. [Check if you need a TB test.](#)

You will not need to provide the results of a TB test as your visit to the UK will be for fewer than six months.

## How to apply

How long it takes you to complete the application will depend on your particular situation. You will be able to save your application and come back to it another time if you need to.

If you are inactive for 25 minutes you will be automatically logged out.

To apply for a visit visa to the UK, you need to:

- complete the application form and answer in English
- pay for the [visa fee](#) online (in most cases)
- [provide your biometrics](#) (fingerprints and facial photograph)

## Biometric information

If your visa application allows you to stay in the UK for more than 6 months at a time, as part of the application process, you are also required to apply for a biometric immigration document, commonly known as a [biometric residence permit \(BRP\)](#).

You will not be issued a BRP card as your visit to the UK will be for fewer than six months. Your visit visa will be placed inside your passport as a vignette (sticker).

Start now

Click to start the application.



## 6 Register an email

Enter an email address and password so you can save your answers. You will then be emailed a unique link to let you log back in to your application at a later point, if needed.

Throughout your application, you can select the option to 'Return to this application later' in order to re-send the link to your latest saved application.

Email address

An email will be sent to:

visit.visa@example.com

Use an email address that you have regular access to.

Create a password

Your password must be 8 characters or longer and include a letter and a number or symbol.

Repeat your password

Save and continue

Click the green button at the end of each section.

## 7 Contacting you by email

We may use email to contact you about your application, for example, we may contact you for further information, or send a decision on your application by email. We may also use email to contact you about your immigration status after your application has been decided.

You must notify us immediately if the contact email addresses you provide as part of this application change.

If your email is wrong, click [here](#) to change it.

Who does this email address belong to?

You

Someone else

It is advisable to use an email address which belongs to since the visa application includes your personal information.

Save and continue

## 8 Additional email

Do you have another email address?

Yes  No

You do not have to provide another email address but if you answer 'yes' then you will be required to provide details of this alternative email.

Save and continue

[Return to this application later](#)

[Show and edit answers](#)

At any point during the application you can go back to review/edit previous answers by clicking 'show and edit answers'.

If you cannot complete the application in one sitting, click 'return to this application later' to save and exit.

## 9 Your telephone number

We may contact you by telephone if we have any further questions about your application, or about your immigration status after your application has been decided.

You must notify us immediately if the contact telephone number(s) you provide as part of this application change.

**Provide a telephone number that you have regular access to.**

Provide your telephone number

Only include numbers, and for international numbers include the country code. You will be able to add any additional telephone numbers after you click 'Save and continue'.

Where do you use this telephone number?

You can select more than one option

For use whilst in the UK

For use whilst out of the UK

Select whether this is your home, mobile or work telephone number

You can select more than one option

Home telephone number

Business telephone number

Mobile telephone number

## 10 Any other telephone numbers

Do you have any other telephone numbers?

- Yes  No

Save and continue

You do not have to provide another telephone number but if you answer 'yes' then you will be required to provide details of this alternative contact number.

## 11 Contacting you by telephone

Are you able to be contacted by telephone?

- I can be contacted by telephone call and text message (SMS)
- I can only be contacted by telephone call
- I can only be contacted by text message (SMS)
- I cannot be contacted by telephone call or text message (SMS)

Select whichever option applies to you.

If you cannot be contacted by telephone you will be asked to explain why not.

## 12 Your name

Enter your name as shown on your passport or travel document. Use the English spelling of your name where provided.

You must tell us your full name.

Read the advice onscreen for how to enter your name(s).

Given name(s)

Your given name is usually your first name. If you have middle names, include these with your given name. If your name has a suffix (e.g. Jr), include this with your given name. If you have a patronymic name, include it with your given name. You must tell us all your given names.

Family name

Your family name is the surname shared by your family.

[I do not have a current passport or travel document](#)

If you do not have a passport or travel document, you can use a biometric residence permit, immigration document or birth certificate.

If you are a recognised refugee, you have humanitarian protection, or you are stateless, give us the name you used before.

[I do not have both a given and family name](#)

Enter your name(s)

## 13 Any other names

In addition to the names already provided, are you now or have you ever been known by another name?

You must provide all your names. For example, if you changed your name after marriage or have a different name that you use for professional purposes.

Yes

No

Save and continue

If you have been known by another name then answer 'yes' – the next page will ask you to provide details of your other name(s).

## 14 Your sex and relationship status

What is your sex, as shown in your passport or travel document?

- Male
- Female
- Unspecified

Single  
Married or a civil partner  
Unmarried partner  
Divorced or civil partnership dissolved  
Separated  
Widowed or a surviving civil partner

What is your relationship status?

Select the status which applies to you from the list.

[I am unsure of my current relationship status](#)

'Single' means that you have never been married or in a civil partnership, and that you do not currently consider yourself in a relationship.

'Unmarried partnership' means that you currently consider yourself in a relationship but are not married or in a civil partnership.

Save and continue

## 15 Your address

Address

Town/City

Province/Region/State

Postal code (if applicable)

Country

Is this address also your correspondence address?

We may use this address to contact you about your application, including after it has been decided.

- Yes  No

If this is not the address where you want to receive updates about your application, select 'no' and give your preferred correspondence address.

## 16 About this property

How long have you lived at this address?

Select a unit of time and enter a value

What is the ownership status of your home?

I own it

I rent it

Other

If you live with your parents, select 'other' and explain that you reside with your family and include whether your parents own or rent the house you live in.

Give more details about your living situation, such as who you live with and who owns the property

Maximum of 500 characters

## 17 Your passport



You must use your passport or travel document to complete this section.

Passport number or travel document reference number

Issuing authority

On your passport or travel document this could also be referred to as 'country of issue' or 'place of issue'.

Issue date

Enter date in the format DD MM YYYY

Day Month Year

Expiry date

Enter date in the format DD MM YYYY

Day Month Year

Your passport must be valid on the date of your application and throughout the duration of your visit to the UK.

If your passport is due to expire during your study period in the UK you should renew it before you make your visa application.

## 18 Your identity card

Do you have a valid national identity card?

This includes identity cards, issued from non-UK governments. This does not include driving licences. If you have an internal passport, provide the details here.

Yes  No

If you answer 'yes', then you will see the following section and should provide details of your national ID card.

National identity card number

Provide the number as shown on your identity card

Issuing authority

On your identity card, this could also be referred to as 'country of issue' or 'place of issue'.

Issue date (if applicable)

Expiry date (if applicable)

Enter date in the format DD MM YYYY

Enter date in the format DD MM YYYY

Day Month Year

Day Month Year

## 19 Your nationality, country and date of birth

Country of nationality

Enter your country of nationality or citizenship, as shown on your passport or travel document. If you have previous or additional nationalities or citizenships, you will be able to add these later in the application.

Country of birth

Place of birth

Enter your place of birth (for example, the city or province), as shown on your passport or travel document.

Date of birth

For example, 31 3 2020

Day Month Year

The answers you provide in this section must match the details in your passport or travel document.





## 20 Your other nationalities

Do you currently hold, or have you ever held, any other nationality or citizenship?

You must provide all the nationalities that you currently hold or have ever held.

Yes  No

If you have dual nationality or have previously had another nationality then answer 'yes' and provide details.

If you currently hold dual nationality and one of your nationalities is not on the UKVI visa national list, i.e. it is a non-visa nationality, then you can enter the UK as a visitor for up to six months for the purpose of study, without applying for a visa in advance of travel, provided that passport will be valid for the duration of your stay in the UK.

Please refer to the fourth page of this document for a link to the UKVI visa national list if you are unsure.

## 21 Your employment status

What is your employment status?

You can select more than one option.

- Employed
- Self-employed
- A student
- Retired
- Unemployed

If you are currently employed (even if only part-time during your studies, you should select both 'employed' and 'student' from the list of options.

If you answer 'employed' then the following pages (not shown) will ask for details of your employer, when you starting working for them, your job title, wages and a brief description of your duties.



## 22 Your income and savings

Do you have another income or any savings?

Other regular income

What kind of regular income do you have?

You can select more than one option.

Allowance or regular money from your family

Pension

Investments

Another income

Savings

How much money do you have in savings (in GBP)?

Or  I do not have any other income or savings

In this section the UKVI are trying to establish how you will fund your visit to the UK – answer honestly.

If you will rely on personal savings then you will need to provide evidence of the funds you hold.

## 23 About the cost of your visit

How much money are you personally planning to spend on your visit to the UK?

Enter the total amount of your money that you intend to spend on your visit to the UK. Estimate the amount and include flights, accommodation and everyday expenses. If someone else is paying for all or part of your visit to the UK, you will be asked to provide details of this later on in the application.

In answering this question, try to itemise the cost of your trip and add it all up.

In terms of day to day living costs in the UK, the Home Office maintenance requirement for a Student Visa application, excluding any accommodation costs, is approximately GBP 1000 a month, so around GBP 33 a day. You can use this as a guide to help estimate your daily subsistence rate.

## 24 About your financial situation

What is the total amount of money you spend each month?

Include living costs, money given to dependants, rent or mortgage, and any other bills or costs.

As a visitor to the UK you will not be permitted to work or to claim any public funds while here.

With these questions, the Home Office are attempting to establish that you have access to sufficient funds to pay for your visit to the UK and support yourself after you have arrived.

The most common reason for a visit visa refusal is failure by the applicant to convince the Home Office/provide evidence that they have enough money to fund their visit.

You are advised to over estimate the cost of your trip and ensure you provide documentary evidence that shows you can access those funds.

## 25 Paying for your visit

Will anyone be paying towards the cost of your visit?

This includes any costs being paid by an employer or a company, or if you are being given any money.

Yes  No

If you alone will pay for the cost of your visit, answer 'no'.

If a parent or other family member is helping you pay, you have a scholarship or other award, or your University is paying towards the cost of your trip, answer 'yes' and give further details as shown on slide 26.



## 26 Help towards the cost of your visit

Who is paying towards the cost of your visit?

Someone I know (for example, family or friend)

My employer or company

Another company or organisation

How much money will they be paying towards your visit?

Why are they helping to pay for your visit?

Maximum of 500 characters

If family are helping with the cost, pick the first option and provide details of the person  
If your school are helping, or you have a scholarship, pick the third option and give more details.

## 27 More help towards the cost of your visit

Will anyone else be paying towards the cost of your visit?

Yes  No

If you will get financial assistance from more than one source, e.g. your parents and your school, then answer 'yes' and give more information over the following questions (not shown but will be the same as opposite).



## 28 Your planned travel information

Date you plan to arrive in the UK

Enter date in the format DD MM YYYY

Day Month Year

Date you plan to leave the UK

Enter date in the format DD MM YYYY

Day Month Year

The duration of your visit to the UK must not exceed six months or it is likely that your application will be refused. This applies even if you are coming for a PhD viva or re-sits.

Your visa will usually granted for six months from the date you give as your travel date to the UK. You cannot enter the UK before the start date of your visit visa.

## 29 Spoken language preference

We may have to talk to you about your application. Which language would you prefer to use?

English

Other



# 30 Main reason for your visit

What is the main reason for your visit to the UK?

- Tourism (including visiting family and friends)
- Business (including sports and entertainment)
- Transit through the UK
- Academic visit (including teaching, exchange and visiting as a dependant of an academic visitor) **DO NOT SELECT THIS OPTION**
- Marriage or civil partnership
- Private medical treatment or organ donation
- Short-term study (up to 6 months), including recreational course
- Other - I am visiting for another reason

## IMPORTANT!

**You must select 'short-term study (up to 6 months)' as the main reason for your visit, NOT 'academic visit'.**

In this context, 'academic visit' refers to a lecturer or other academic employee who is visiting the UK in order to teach.

**If you are wrongly issued with an academic visitor visa instead of a standard visit visa you will not be permitted to study.**

If you have already submitted your visa application and have selected the wrong visa type, withdraw the application before you receive a decision and re-apply.

If you have already been granted an academic visitor visa because you selected the wrong option, you cannot get this changed and will need to reapply for the correct visa type.



## 31 Course enrolment

Are you enrolled or accepted on a UK course, at an accredited institution?

An accredited course is a course approved by a professional body or organisation

Yes  No

Warwick University is an accredited institution, so answer 'yes'.

## 32 Course details

Institution name

University of Warwick

Course name

Qualification you will get

Course start date

Enter date in the format DD MM YYYY

Day Month Year

Course end date

Day Month Year

Use your Warwick offer letter to enter the details in this section.

You cannot apply for a standard visit visa if the duration of the course exceeds six months.

If you are coming to the UK for a PhD viva or to re-sit examinations, please refer to your original CAS for your course details.

**33**

## Other courses

Would you like to add any other courses that you are enrolled or accepted on in the UK?

Yes

No

You can study more than one course on a standard visit visa provided the total duration of your time in the UK does not exceed six months.

If you will undertake additional study to the course you have been accepted onto at Warwick, answer 'yes' and provide more details when prompted (not shown).

**34**

## Academic Technology Approval Scheme (ATAS)

Students of certain sensitive subjects, knowledge of which could be used in programmes to develop weapons of mass destruction or their means of delivery, will need to apply for an ATAS certificate before they can study in the UK. You can [find out if you need an ATAS certificate here](#).

Do you need to obtain permission from the ATAS?

Yes

No

If your course requires ATAS clearance then this would have been a condition of your offer and you should already have been issued with an ATAS certificate and reference number.

If this applies to your course, answer 'yes' and provide the ATAS reference (shown below).

What is your Academic Technology Approval Scheme (ATAS) reference number?

This is the reference number on the ATAS clearance certificate issued to you by the Foreign and Commonwealth Office.

If you are returning for a PhD viva or exam re-sits then you will require fresh ATAS for this visa application.





## 35 Your activities

Give details of the main purpose of your visit and anything else you plan to do on your trip. See [tourist and short stays](#) for more information.

Maximum of 500 characters

In this section you can describe what you intend to do in the UK, for example:

- Study at Warwick as part of an exchange agreement with my home University
- Undertake PhD research relevant to a doctoral course I am enrolled on at my home University
- Attend a viva as part of my PhD studies at Warwick
- Take re-sit examinations as part of my continuing studies at Warwick

## 36 People financially dependent on you

Does anyone rely on you for financial support?

Include both those travelling with you and those who are not.

This could include:

- children under 18
- children over 18 who live with you at home
- children who you look after all the time
- older relatives who need you for accommodation or other support

Yes

No

[Will these dependants be included in my application?](#)

If you do have dependant family members who rely on you for financial support then provide details.

**You cannot bring family members to the UK as dependants when holding a standard visit visa.** If they want to accompany you to the UK then they will need to apply for a visit visa in their own right.

## 37 Give details about your first parent

Give details about 2 of your parents.

[What if I do not have my parents' details?](#)

What is this person's relationship to you?

Mother

Father

Given names

Family name

If they do not have both a given and family name, enter their name(s) in the Given names field.

Date of birth

Enter date in the format DD MM YYYY

Day Month Year

Country of nationality

Have they always had the same nationality?

Yes  No

You will need to provide this information for two of your parents, where possible

## 38 Family who live in the UK

Do you have any family in the UK?

This includes:

- immediate family - such as spouse, civil partner, parents or children
- grandparents or grandchildren
- your spouse or civil partner's family
- your child's spouse, civil partner or partner
- your partner, if you have lived with them for 2 out of the last 3 years

Yes  No

You do not need to include details of friends you know in the UK, only family.

## 39 Adults travelling with you

How many adults do you want to list on your visa?

You can list up to 2 adults that you will be travelling with. The names of each adult will be listed on your visa

- 2 adults
- 1 adult
- I will be travelling alone

If you are under 18 and will be travelling alone then you will need a letter of consent from your parents or guardian which states you are allowed to travel on your own.

40

## Travelling as part of an organised group


Will you be travelling to the UK as part of an organised group?

This include travel companies or sports, work, or study groups.

- Yes  No

## 41 Travelling with another person

Will you be travelling to the UK with someone who is not your partner, spouse, or dependant?

- Yes  No
- 

## 42 Accommodation in the UK

Do you have an address for where you are going to stay in the UK?

If you do not have an address for your accommodation, select No and on the next page give details of what you intend to do.

Yes  No

If you will stay in on campus accommodation at the University of Warwick but do not have an address yet, answer 'yes' and use the following generic campus address:

University of Warwick, Gibbet Hill Road, Coventry, CV4 7AL

If you have not arranged accommodation, for example you will stay in a hotel, you will need to answer 'no' and fill in the following text box.

Where do you plan to stay in the UK?

Give as much detail as possible of where you intend to stay, for example in a hotel, private housing, or with friends.

## 43 UK travel history

Have you been to the UK in the past 10 years?

Yes  No

If 'yes' you will need to provide full details over the next page(s) (not shown) for each visit: purpose of visit, date of entry, duration of visit.

The visit visa route limits your time in the UK to six months in any single 12 month period, across all categories within the standard visitor route, student, tourist etc.

You cannot apply for more than six months leave within the same 12 month period. For example, if you spent 3 months at the start of the year in the UK as a tourist under the visitor route, an application for another 4 months to study as a visitor made later that same year would be refused as the total time spent in the UK as a visitor would then be 7 months.



## 44 Travel to Australia, Canada, New Zealand, USA, Switzerland or the European Economic Area

How many times have you visited the following places in the past 10 years?

- Australia
- Canada
- New Zealand
- USA
- Switzerland
- European Economic Area (do not include travel to the UK)

[Which countries are part of the European Economic Area \(EEA\)?](#)

- Zero
- Once
- 2 to 5 times
- 6 or more times

You'll need to provide full details, where applicable.

## 45 World travel history

Have you been to any other countries in the past 10 years?

Do not include visits to the UK, USA, Canada, Australia, New Zealand, Switzerland or the European Economic Area.

[Which countries are part of the European Economic Area \(EEA\)?](#)

- Yes  No

## 46 Immigration history

For either the UK or any other country, have you ever been:

- Refused a visa
- Refused entry at the border
- Refused permission to stay or remain
- Refused asylum
- Deported
- Removed
- Required to leave
- Excluded or banned from entry

Yes  No

You must answer these questions honestly and give full details if any of the above applies to you, at any time, for any country.

Using deception (lying) on a UK visa application is now considered a criminal offence and could result in a time ban on entering the UK.

## 47 Breach of UK immigration law

Have you ever:

- entered the UK illegally
- remained in the UK beyond the validity of your visa or permission to stay
- breached the conditions of your leave, for example, worked without permission or received public funds when you did not have permission
- given false information when applying for a visa, leave to enter, or leave to remain
- breached UK immigration law in any other way

Yes  No



## 48 Convictions and other penalties

At any time have you ever had any of the following, in the UK or in another country?

Only select one answer at a time. If you need to give more than one answer, you can do so on another page.

- A criminal conviction **Answer fully and honestly.**
- A penalty for a driving offence, for example disqualification for speeding or no motor insurance
- An arrest or charge for which you are currently on, or awaiting trial
- A caution, warning, reprimand or other penalty
- A civil court judgment against you, for example for non payment of debt, bankruptcy proceedings or anti-social behaviour
- A civil penalty issued under UK immigration law
- No, I have never had any of these

You must tell us about spent as well as unspent convictions. You must tell us about any absolute or conditional discharges you have received for an offence.

## 49 War crimes

### [War crimes](#)

In either peace or war time have you ever been involved in, or suspected of involvement in, war crimes, crimes against humanity, or genocide?

- Yes  No

I have read all of the information about war crimes, including the guidance

**You must read the information via the UKVI link before answering the question and confirming the above statement.**



## 50 Terrorist activities, organisations and views

You must read all of the information on this page before answering.

### [Terrorist activities](#)

Have you ever been involved in, supported or encouraged terrorist activities in any country?

Yes  No

### [Terrorist organisations](#)

Have you ever been a member of, or given support to, an organisation which has been concerned in terrorism?

Yes  No

Have you, by any means or medium, expressed views that justify or glorify terrorist violence or that may encourage others to commit terrorist or other serious criminal acts?

Yes  No

I have read all of the information about terrorist activities, organisations and views, including the guidance

## 51 Extremist organisations and views

You must read all of the information on this page before answering.

### [Extremist organisations](#)

Have you ever been a member of, or given support to, an organisation which is or has been concerned with extremism?

Yes  No

### [Extremist views](#)

Have you, by any means or medium, expressed any extremist views?

Yes  No

I have read all of the information about extremist organisations and views, including the guidance

You must read the information via the UKVI links before answering these questions and confirming the declarations for each



## 52 Person of good character

Have you, as a part of your employment or otherwise, undertaken paid or unpaid activity on behalf of a non-UK government which you know to be dangerous to the interests or national security of the UK or its allies?

Yes  No

Have you ever engaged in any other activities which might indicate that you may not be considered to be a person of good character?

Yes  No

Is there any other information about your character or behaviour which you would like to make us aware of?

Yes  No

## 53 Additional information about your application

If you needed to add more information about your application but were not able to, you can write it here.

If there is no further information you want to add, click the 'Save and continue' button.

Add further details:

Maximum of 1,000 characters

Here you can add any additional information which you have not been able to include anywhere else in the application.



## Check your answers

Check the information below before you continue to the next section.

### Personal information

Who does this email address belong to?	You	<a href="#">Change</a>
visit.visa@example.com		
Do you have another email address?	No	<a href="#">Change</a>
Provide your telephone number	0800111111	<a href="#">Change</a>
Where do you use this telephone number?	For use whilst in the UK For use whilst out of the UK	

Here you can check the answers you have provided for every section. If you need to make any corrections or additions, click the link 'Change' which will take to back to the relevant section of the application so that you can update it.

Take time to read through the application fully and carefully as you cannot edit your answers once it has been submitted.

If you are happy with it, click

Continue



# 55 Documents

## Mandatory documents

These documents are mandatory and you must provide them as part of your application. Tick the box to agree that you will provide each document:

The passport or travel document for Example Visitor

You MUST provide your passport or travel document in support of your visa application.

If your course required ATAS clearance you may be asked to provide your ATAS certificate too.

You can also provide any number of other documents to support your application; evidence of finances for example; proof of relationship if relying on parents funds; scholarship letter; offer letter from Warwick; confirmation of PhD viva or exam dates; student status letter where you are a continuing Warwick student.

You will need to tick all the boxes in order to continue.

## Other documents

You can also send in this/these document/s to help support your application:

- Your birth certificate or other legal document (such as adoption papers), showing the relationship between you and your parent(s) or legal guardian(s)
- A copy of your parent's or legal guardian's passport biographical page, which includes their signature and passport number. If they do not have a passport then you must provide a copy of another official document such as an identity card or driving licence which includes their signature.
- A signed letter from your parent or legal guardian confirming the name, date of birth and nationality of anyone accompanying you on your journey to the UK (if you are not travelling alone), and the arrangements for your travel to, reception and care in the UK, and that they consent to these arrangements.
- [Evidence of funds](#) available to you, and which are clearly accessible by you
- Evidence of support you will receive from your sponsor including details of what support is being provided and how
- Evidence of the relationship, if any, between you and your sponsor
- Evidence that your sponsor is not, or will not be, in breach of UK immigration laws at the time of your visit
- Evidence that you are enrolled or accepted on a UK course




## 56 How to provide your supporting documents.

After you submit your application, you must provide your documents to our commercial partner. You can provide your documents by:

- uploading copies of your documents yourself through our commercial partner's website, free of charge
- taking your documents (originals or copies) to your appointment where our commercial partner will scan them for you, for a fee

If you choose to pay for the assisted scanning service, all documents (originals or copies) need to be A4 size or you may be charged to make them suitable for scanning.

If we require passports, you must take the originals to your appointment. If you have self-uploaded copies on our commercial partner's website you must still take your original passports, but will not be charged for scanning.

You must read and agree to the conditions before you can submit the application. 

## 57 Visitor conditions

If your application is successful, there will be conditions on your visa or leave to remain. This will include, for example, whether you are able to work in the UK.

If you stay in the UK without permission:


- You can be detained
- You can be prosecuted, fined and imprisoned
- You can be removed and banned from returning to the UK
- You will not be allowed to work
- You will not be able to rent a home
- You will not be able to claim any benefits and can be prosecuted if you try to
- You can be charged by the NHS for medical treatment
- You can be denied access to a bank account
- DVLA can prevent you from driving by taking away your driving licence

You cannot get free medical treatment from the NHS, unless you are exempt from charges. If you do not pay for any billed treatment this may affect future visa applications.

You or your family members are not entitled to receive state-funded education whilst in the UK (except for children of academics visiting the UK for 12 months).

You should leave the UK when your visa ends. If not, you may be removed and banned from the UK.

I confirm that I understand and accept these conditions



## 58 Declaration

You will need to read the full statement online (not shown here) before confirming which of the following applies to you:

I confirm that:

- I am the applicant aged 18 or over
- I am the applicant aged under 18
- I am the parent or legal guardian of the applicant who is aged under 18 and completing and submitting the form on their behalf
- I am submitting the form on behalf of the applicant

I accept the above

There then follows an opportunity for you to review your answers to this section before submitting.

## 59 Visa options

Choose the length of your visit visa

A visit visa is normally issued for up to 6 months, but some visit visa types offer longer options. The visit visa lengths you are eligible for are listed below.

Long-term visit visas allow you to make multiple visits to the UK, but you can normally only stay in the UK for up to 6 months at a time, with some exceptions for academics and their dependants, and people visiting for private medical treatment.

- 6-month
- 2 years
- 5 years
- 10 years

If your only reason in applying for the visit visa is to undertake study in the UK then choose 6-month.

If you think you might be eligible to apply for a longer term visit visa then you are advised to contact the Immigration Service before submitting your visa application.

# 60 Choose a service

This page will show what service options are available to you in the country where you will submit the application; not all services are available in all countries.

You chose a **6-month** visa.  
[\(Change visa length\)](#).

Based on this choice, the costs for this application are:

Select a service from the options below:

**Standard service**: cost of app in total, most people get a decision within 15 working days after attending their biometrics appointment

UK Visas and Immigration will contact you if it will take longer to process your application.

Save and continue

# 61 Your payment

You are paying

cost of app Example Visitor's application for Visitor visa

cost of app n total



## Before you continue

You should only move to the next page if you have checked your answers and you are ready to submit your application. Once you select 'Continue to Worldpay' you will not be able to return and edit your application.

Continue to Worldpay to make a secure payment. You will be able to download a copy of your application form after payment has been taken.

Continue to WorldPay



# What happens next?



After you have paid for your visa application you will receive an e-receipt – retain this as evidence of your payment.

Download a copy of your visa application form and document checklist – we will need this if there are any queries about your application at a later date

Follow the onscreen instructions for how to upload your supporting documents – these should be as high quality pdfs; if you are unable to do this you may have the option to take the original documents to an in person visa appointment.

Make sure that you check your email regularly for any updates from UKVI, remembering to look in your spam folder



# If your application is approved...

A UKVI caseworker will place a visa vignette inside your passport. It may look like this:



Make sure that you check your visa carefully – it should be valid for 6 months. If there are any mistakes, contact the VAC immediately.

On entry to the UK, a border official will endorse your visa with an entry stamp, circled.

You can enter the UK at any point after the start date of your visa. **Do not travel to the UK before your visa start date.** You must leave the UK before your visa expires.



# If your application is NOT approved...

If your visa application is refused you will not be able to challenge the decision.

You can notify the immigration Service but we will not be able to overturn the refusal.

You should be given a refusal notice which sets out the reason(s) the caseworker did not grant your visa; depending on the reason(s) given, you may be able to reapply.

When reapplying, ensure that you address any specific issues with the original application, e.g. if the refusal was because you did not show how you would fund your visit, make sure to include sufficient financial evidence in your next application.

**Remember to declare the refusal in ALL future UK visa applications.**