

# 14b - Eduroam - macOS

## What is Eduroam?

Eduroam (education roaming) is the secure, world-wide roaming access service developed for the international research and education community.

It can be used by Warwick University members and visitors from other Universities to connect to wireless, or by Warwick University members travelling to other Universities:

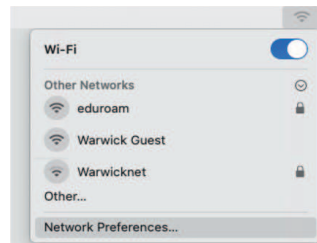
<https://warwick.ac.uk/services/its/servicessupport/networkservices/wifi/eduroam/>

Eduroam users should be aware of the JANET acceptable use policy:

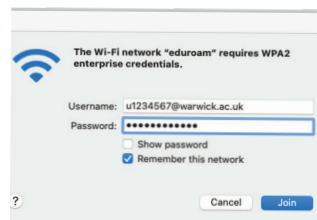
<https://warwick.ac.uk/services/its/servicessupport/networkservices/wifi/>

## Connection instructions

Click on the Wi-fi icon on the menu bar and select the **eduroam** wireless network

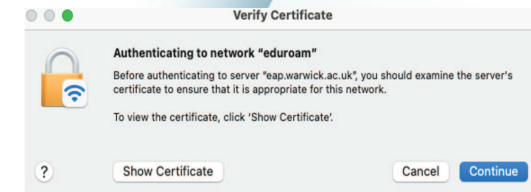


Enter your **ITS username and password** in the format **username@warwick.ac.uk**. Click **Join**



## Verify Certificates

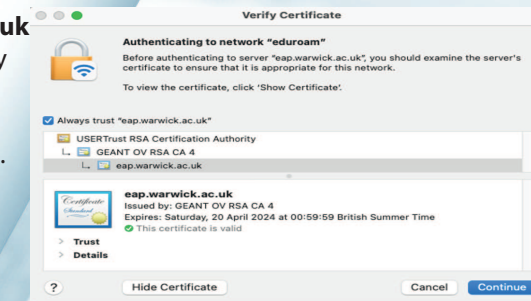
Before connecting, click **Show Certificate** to review the security certificate is valid.



The certificate should be issued to **eap.warwick.ac.uk** or **warwick-wireless1.warwick.ac.uk** and issued by **GEANT EV RSA CA 4**.

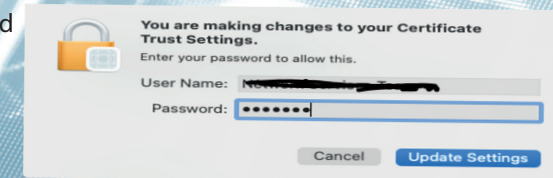
If the server certificate matches then click **Continue**.

If the server certificate does not match you should click **Cancel** to abort the connection.



You maybe required to enter your macOS password to update the settings on your Mac.

You should now be connected to Eduroam



If you still have problems connecting, please contact the **ITS helpdesk on 02476 573737** or visit the **ITS drop-in centre on the 1st floor of the University Library**.

## IT Services Help Desk

✉ [helpdesk@warwick.ac.uk](mailto:helpdesk@warwick.ac.uk)

🖥 [warwick.ac.uk/its](http://warwick.ac.uk/its)