

# **Warwick Volunteers Annual Survey Report 2018-2019**

## **Members who have not volunteered this academic year**

Demographics .....	2
Initial motivations .....	3
Reasons for not volunteering .....	3
How could we make volunteering more attractive? .....	4
Volunteering next year .....	5
Summary and conclusions .....	6

## INTRODUCTION

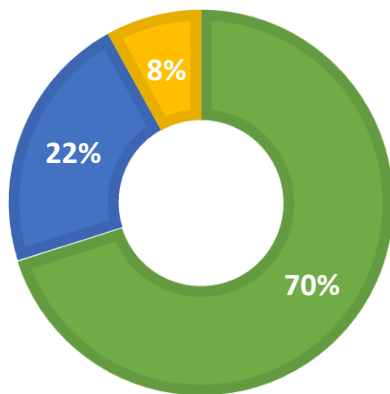
113 respondents completed the questionnaire for Warwick Volunteers members who have not volunteered this academic year. This compares to 42 last year, an increase of 169%

## DEMOGRAPHICS

### Are you...

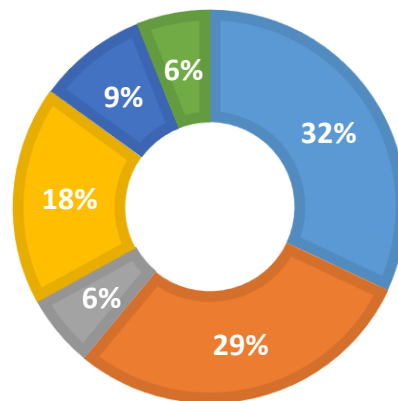
#### Are you

■ Home / EU   ■ International  
■ Prefer not to say

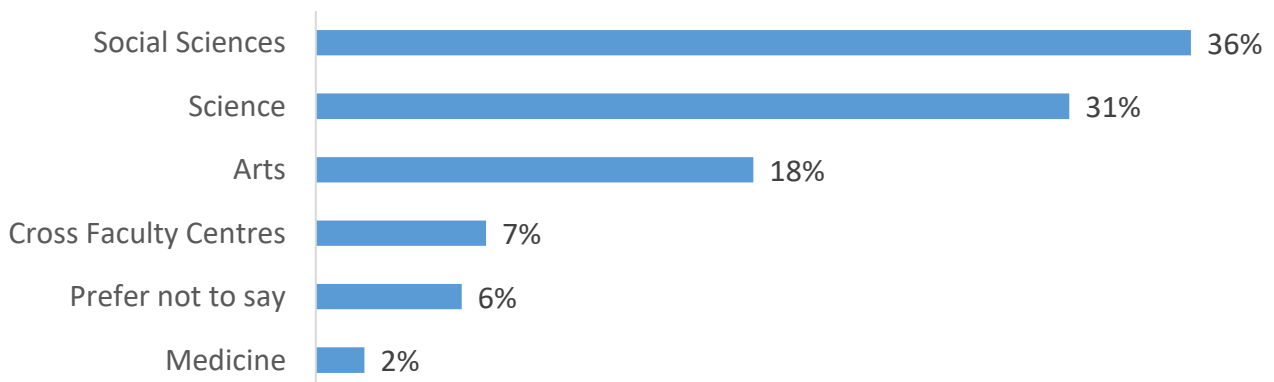


#### Are you currently

■ 1st Year UG  
■ 2nd Year UG  
■ 3rd Year UG (on a 4 year programme)  
■ Final Year UG  
■ PGT  
■ All Others

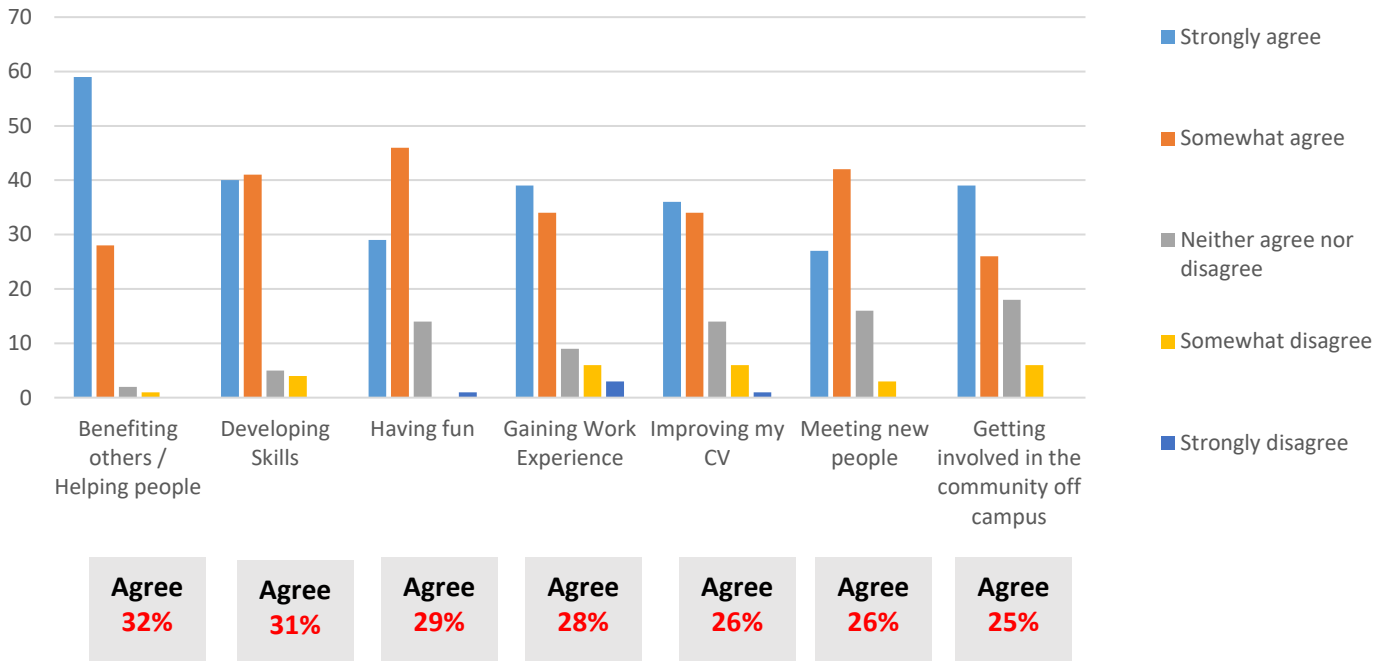


### Faculty

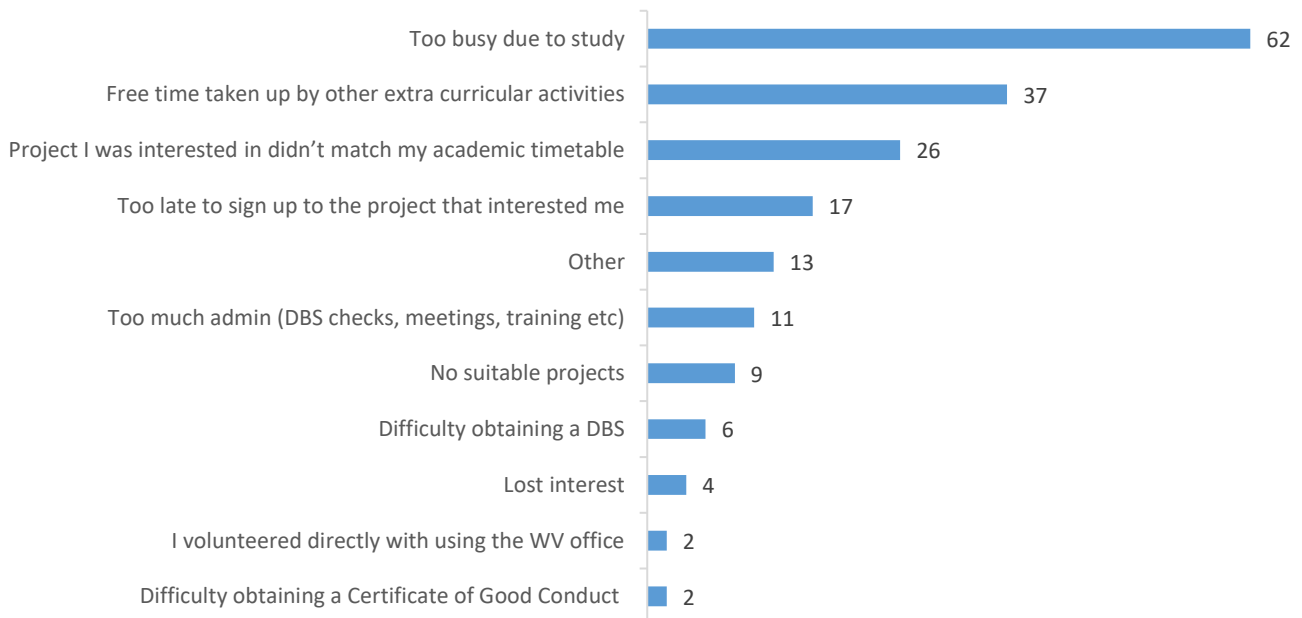


## INITIAL MOTIVATIONS

### Did the following motivate you to investigate volunteering?



### Reason/s for not getting involved with Warwick Volunteers activities this year



Other reasons given: 2 students mentioned not having any friends they knew who volunteered and worried about volunteers already knowing one another and coming alone. 3 students said they didn't receive a reply having expressed an interest in a project and 2 students were studying abroad

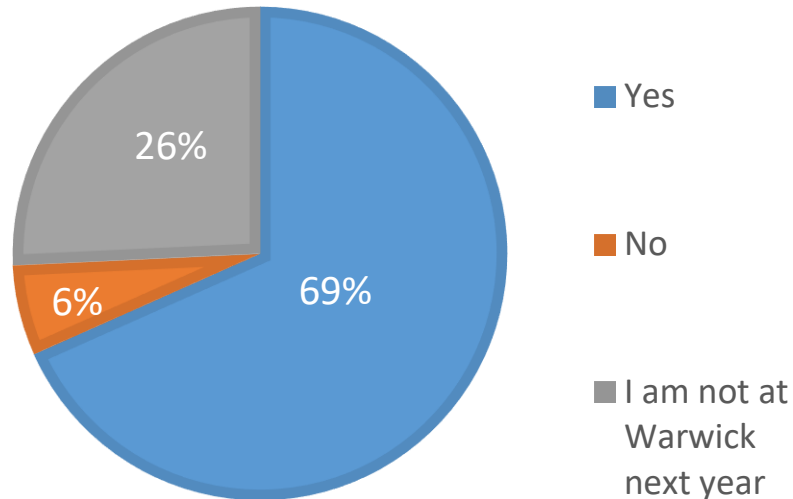
## Is there anything we could have done to have supported you in volunteering this year? What action could we take next year to make volunteering with Warwick Volunteers more attractive?

Free text field sorted into the following categories:

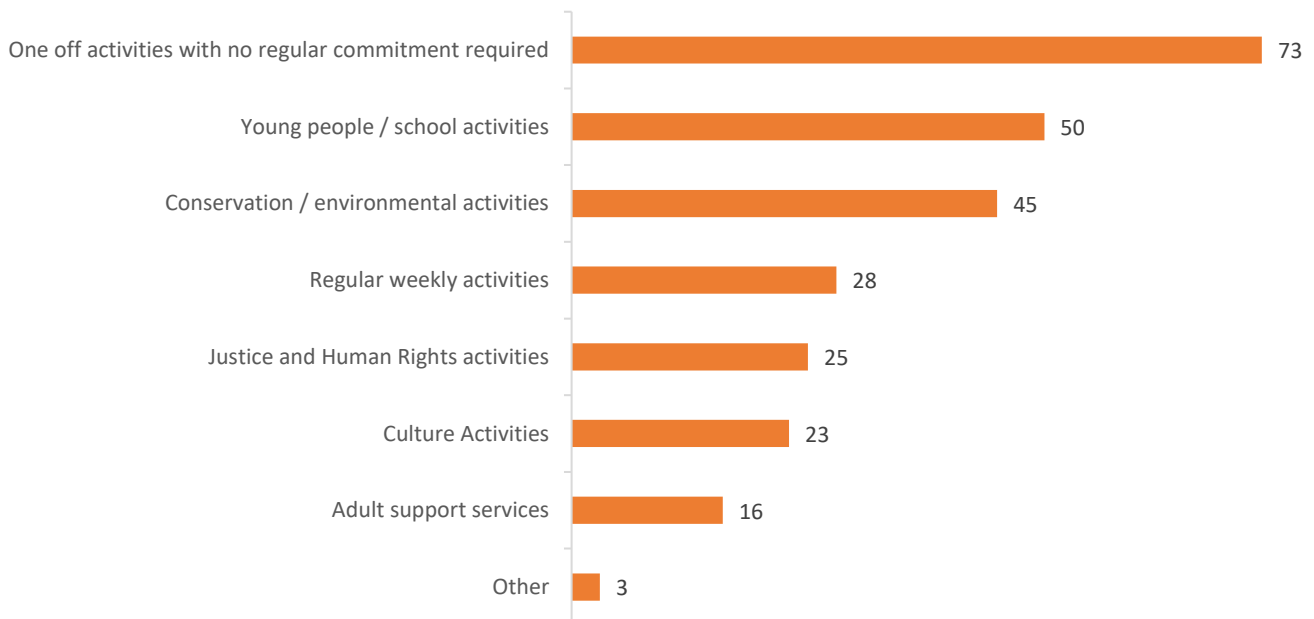


## VOLUNTEERING NEXT YEAR

Do you plan to continue volunteering with WV next year?



What type of volunteering opportunity/ies would be most attractive to you?



Other opportunities mentioned included Dogs Trust, Events volunteering, Disadvantaged people, particularly females

## **Conclusion and summary**

The reasons why students haven't got involved is very similar to previous years, with the top reasons being their study commitments and free time being taken up with extra curricula activities.

One off activities continue to be the most attractive type of opportunity on offer although comments made suggested that a wider range of time slots/days to fit around different schedules would make them more attractive to potential volunteers.

Conservation / environmental activities have increased in popularity. 40% of those who completed the survey would find this type of opportunity attractive compared to 21% last year. Conversely interest in cultural activities has dropped from 38% to 20% this year.