

Guide to Art Index

Description

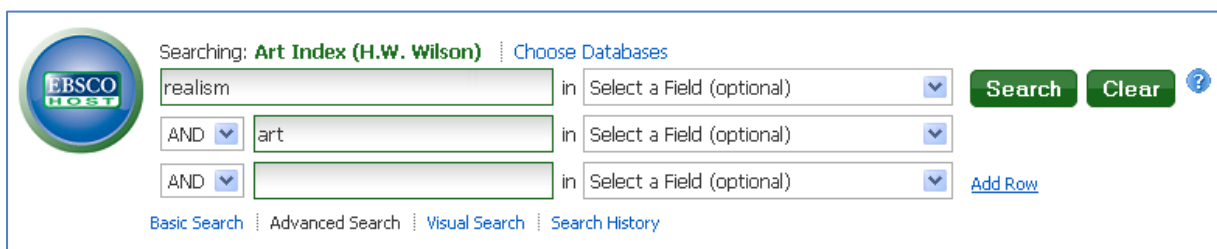
Art Index provides details of art and design publications from around the world from 1984 to the present. It covers international art journals, yearbooks, and museum bulletins.

Access

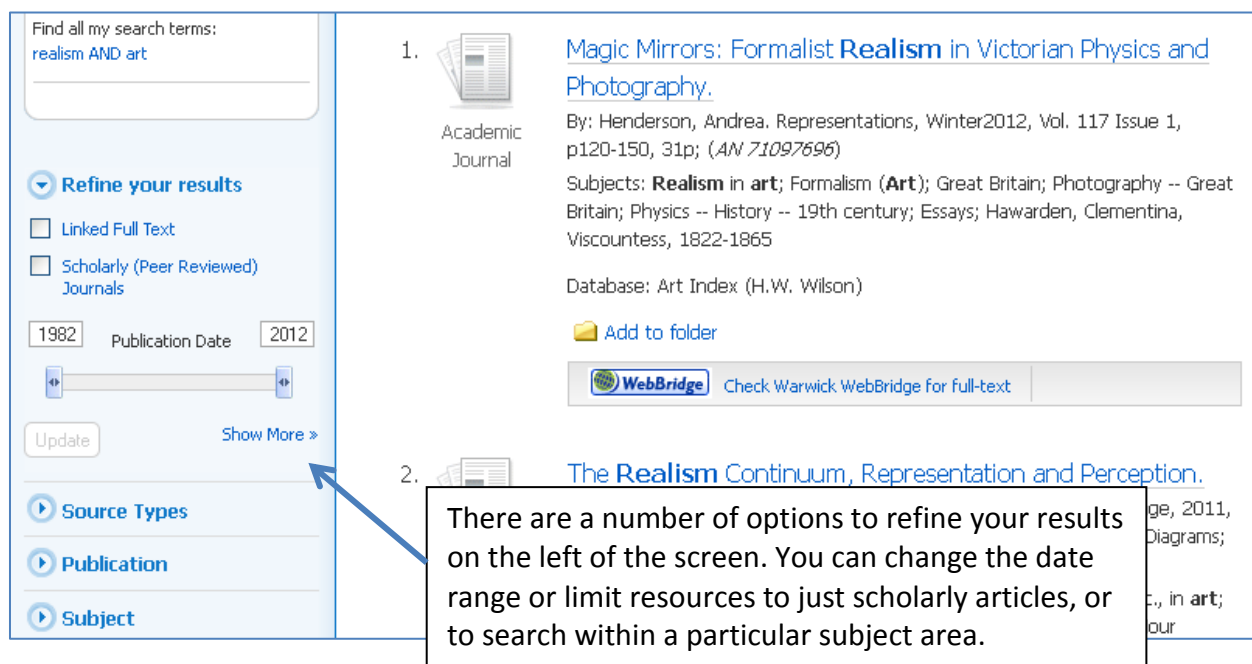
Access Art Index via the [Library research databases](#). Select **e-resources; databases**. Login using your Warwick username and password when prompted.


Searching


Carry out a basic search on the main search screen using your keywords. You can combine different keywords and use the dropdown menus to select a field to search, for example by looking for your keywords within the abstract or title fields.



The results page will show the list of relevant articles, highlighting your keywords, and displaying the type of information source (for example 'Academic Journal'). Click on the title of the article for more information and to see associated keywords.



1.  [Magic Mirrors: Formalist Realism in Victorian Physics and Photography.](#)
By: Henderson, Andrea. Representations, Winter2012, Vol. 117 Issue 1, p120-150, 31p; (AN 71097696)
Subjects: Realism in art; Formalism (Art); Great Britain; Photography -- Great Britain; Physics -- History -- 19th century; Essays; Hawarden, Clementina, Viscountess, 1822-1865
Database: Art Index (H.W. Wilson)
[Add to folder](#)
[WebBridge](#) Check Warwick WebBridge for full-text

2.  [The Realism Continuum, Representation and Perception.](#)
..., 2011,
Diagrams;
..., in art;
our

There are a number of options to refine your results on the left of the screen. You can change the date range or limit resources to just scholarly articles, or to search within a particular subject area.

Search tips

- Add additional search terms if you find too many results
- Search within the abstract or title for more specific results
- Use a phrase search to keep important words together, e.g. “pop art”
- Truncate your search to expand your results using “?”. For example photogra? Will find photograph, photography, photographic etc.
- Use the wildcard symbol “#” to find spelling variations. For example colo#r will find color or colour.

Finding full text


Art Index is not a full text database but the results will provide a **WebBridge** link.

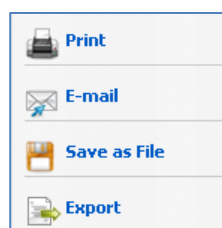


Click on **WebBridge** where you see the icon and it will search the Library’s other online resources to see if the article is available .

For materials not available in the Library, you may request them using the **Document Supply** service. Please note that students must have request forms authorised by a tutor.

Managing your results

You can create a list of relevant materials from your search results by adding them to a folder. Select the articles that you are interested in by selecting the  [Add to folder](#) icon.



At the top of the screen select the ‘Folder’ icon to see the list of articles saved during your search. You then have the option to print, email, save or export your results to a reference management system.

My EBSCOhost

Create an account with EBSCOhost to enable you to save your searches, organise your research with folders and create alerts my email or RSS feed. It also allows sharing of folders with other users. Click on ‘Sign In’ at the top of the screen and complete the registration form to create an account.

Guide to Art Index. Produced by the University of Warwick Library. August 2012.

To request this document in an alternative format please email library@warwick.ac.uk